



Chipsmall Limited consists of a professional team with an average of over 10 year of expertise in the distribution of electronic components. Based in Hongkong, we have already established firm and mutual-benefit business relationships with customers from,Europe,America and south Asia,supplying obsolete and hard-to-find components to meet their specific needs.

With the principle of “Quality Parts,Customers Priority,Honest Operation,and Considerate Service”,our business mainly focus on the distribution of electronic components. Line cards we deal with include Microchip,ALPS,ROHM,Xilinx,Pulse,ON,Everlight and Freescale. Main products comprise IC,Modules,Potentiometer,IC Socket,Relay,Connector.Our parts cover such applications as commercial,industrial, and automotives areas.

We are looking forward to setting up business relationship with you and hope to provide you with the best service and solution. Let us make a better world for our industry!



Contact us

Tel: +86-755-8981 8866 Fax: +86-755-8427 6832

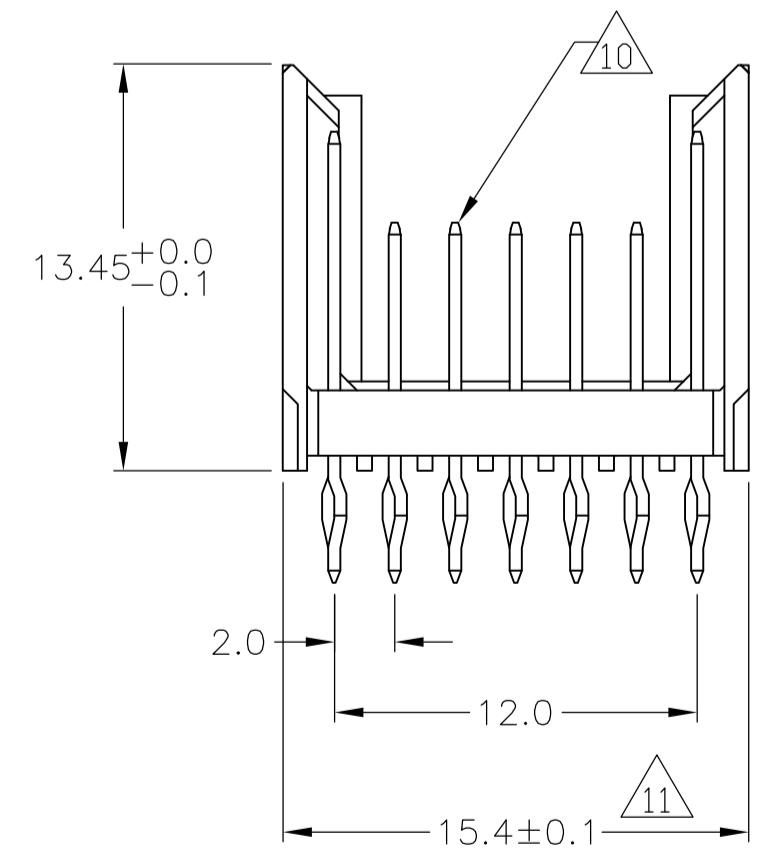
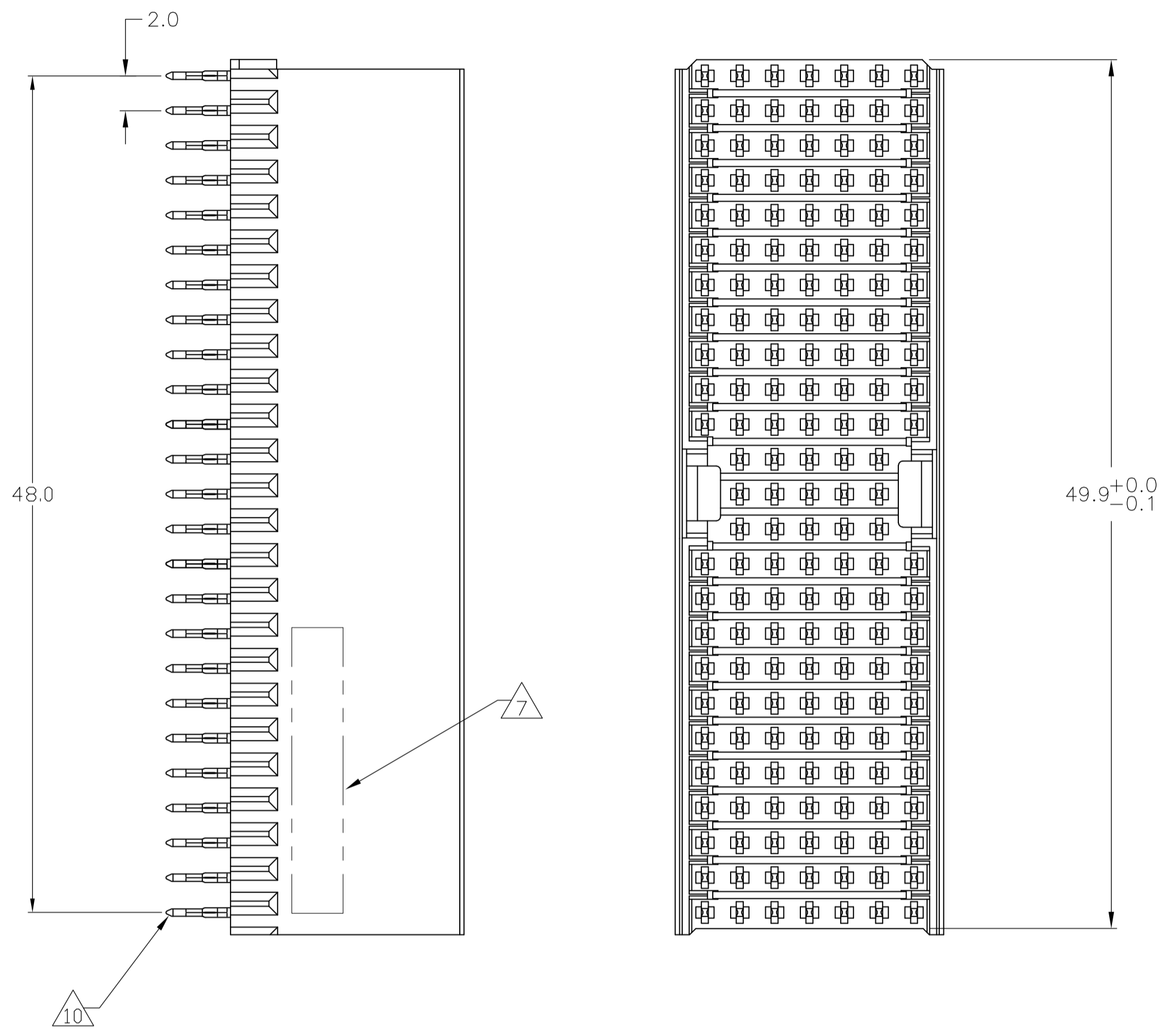
Email & Skype: info@chipsmall.com Web: www.chipsmall.com

Address: A1208, Overseas Decoration Building, #122 Zhenhua RD., Futian, Shenzhen, China



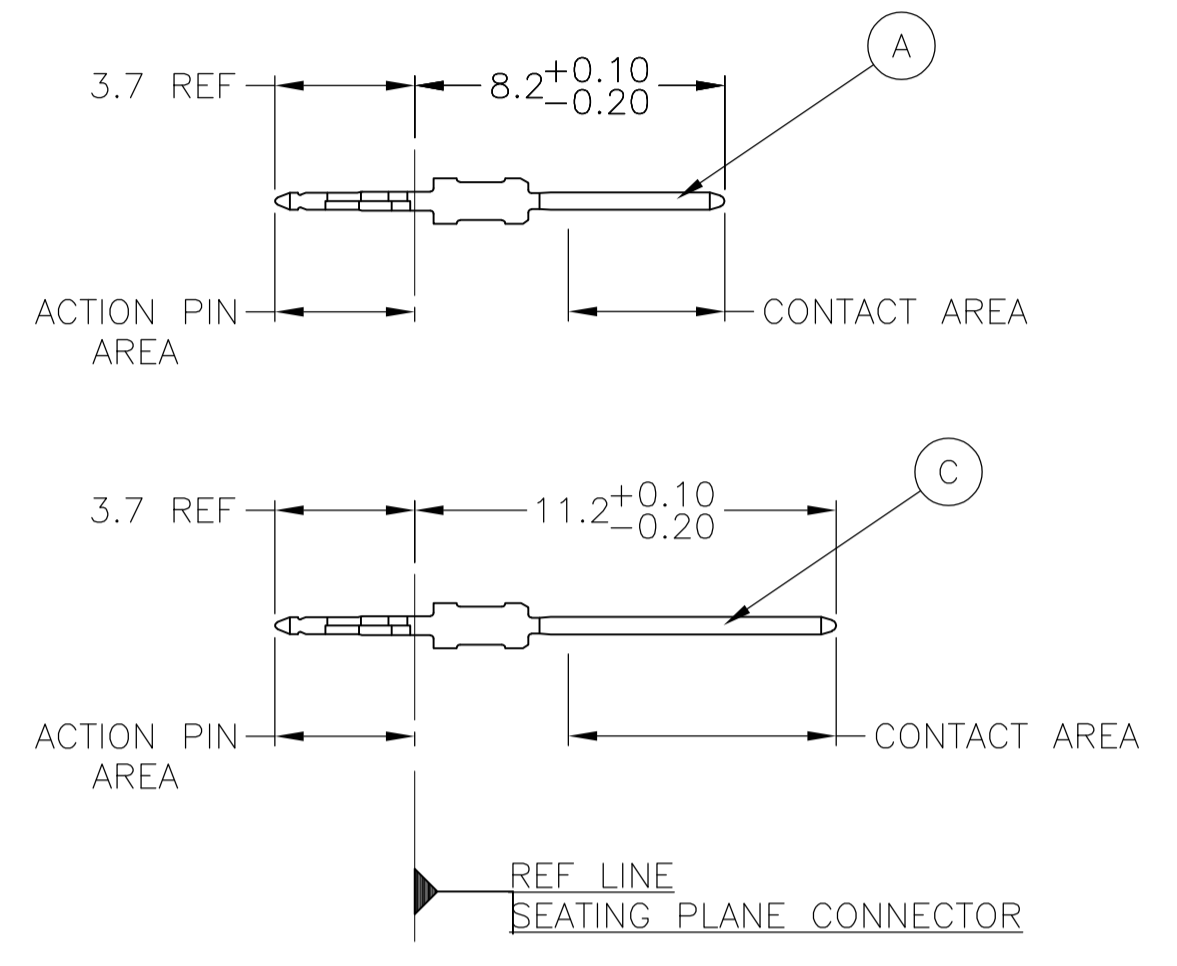
LOC		DIST		REVISIONS			
AD	00	REV	DATE	BY	CHK	APPV	
A1		REVISED PER ECR-10-000662	18JAN2010	JY	SY		
B		ECR-10-019054	15SEP10	SW	MQW		

CONNECTOR ASSEMBLY EXAMPLARY LOADED



CONTACT DIMENSIONS

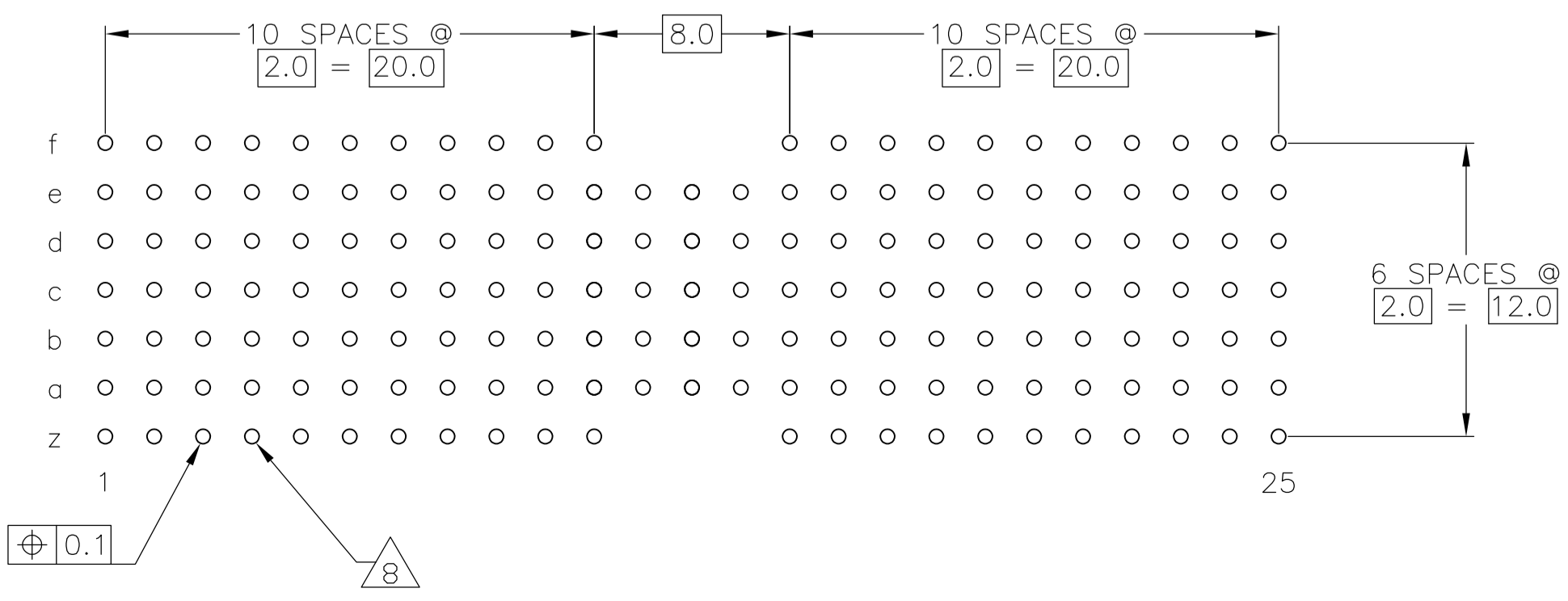
SCALE 5:1



CONTACT LAYOUT

	z	a	b	c	d	e	f
1	C	A	A	A	A	A	C
2	C	A	A	A	A	A	C
3	C	A	A	A	A	A	C
4	C	A	A	A	A	A	C
5	C	A	A	A	A	A	C
6	C	A	A	A	A	A	C
7	C	A	A	A	A	A	C
8	C	A	A	A	A	A	C
9	C	A	A	A	A	A	C
10	C	A	A	A	A	A	C
11	C	A	A	A	A	A	C
12		A	A	A	A	A	
13		A	A	A	A	A	
14		A	A	A	A	A	
15	C	A	A	A	A	A	C
16	C	A	A	A	A	A	C
17	C	A	A	A	A	A	C
18	C	A	A	A	A	A	C
19	C	A	A	A	A	A	C
20	C	A	A	A	A	A	C
21	C	A	A	A	A	A	C
22	C	A	A	A	A	A	C
23	C	A	A	A	A	A	C
24	C	A	A	A	A	A	C
25	C	A	A	A	A	A	C

RECOMMENDED PCB-HOLE LAYOUT COMPONENT SIDE SHOWN



PLATED THRU HOLES PARAMETERS

REFERENCE APPLICATION SPECIFICATION

2 3 13	3-646529-0
2 6 12	1-646529-9
2 5 12	646529-9
2 4	646529-4
2 3	646529-1
FINISH	PART NUMBER

THIS DRAWING IS A CONTROLLED DOCUMENT.

DIMENSIONS: mm	TOLERANCES UNLESS OTHERWISE SPECIFIED: 0-PLC ± 1-PLC ±0.1 2-PLC ± 3-PLC ± 4-PLC ± ANGLES ±	DIN B CARBO 29JUL05 CHK G SKIPPER 29JUL05 APPV G SKIPPER 29JUL05	Tyco Electronics Corporation Harrisburg, Pa 17105-3608
MATERIAL 1	FINISH SEE TABLE	PRODUCT SPEC 108-19082 APPLICATION SPEC 114-19029	NAME MALE ASSEMBLY, Z-PACK 2mm HM, TYPE A/B
CUSTOMER DRAWING		WEIGHT -	SIZE A1 CAGE CODE 00779 DRAWING NO. C=646529 RESTRICTED TO -
		SCALE 4:1	SHEET 1 OF 2 REV B

LOC	DIST	REVISIONS			
IF	LTR	DESCRIPTION	DATE	DRN	APVD
AD	00	SEE SHEET 1	-	-	-

- 1 MATERIAL:
CONTACT: PHOSPHOR BRONZE.
HOUSING: GLASS-FILLED POLYESTER.
- 2 GENERAL PLATING SPECIFICATION: UNDERPLATING
(ENTIRE CONTACT): 1.27µm MIN NICKEL AND ACTION
PIN: 0.5µm MIN TIN/LEAD.
FOR PLATING OF MATING SURFACES SEE APPLICABLE
SPECIFICATION REFERENCE FOR EACH DASH NUMBER.
- 3 CONFORMS TO ALL TESTING ACCORDING TO IEC 61076-4-101
PERFORMANCE LEVEL 2.
- 4 CONFORMS TO ALL TESTING ACCORDING TO IEC 61076-4-101
PERFORMANCE LEVEL 1.
- 5 CONNECTOR TESTED AND QUALIFIED AGAINST TELCORDIA GR-1217-CORE QUALITY LEVEL 3,
CENTRAL OFFICE APPLICATIONS.
- 6 CONNECTOR TESTED AND QUALIFIED AGAINST TELCORDIA GR-1217-CORE QUALITY LEVEL 3,
UNCONTROLLED ENVIROMENT APPLICATIONS.
- 7 CONNECTOR MARKED WITH PART NUMBER AND DATE CODE.
ADDITIONAL CHARACTERS OR MARKINGS, AS WELL AS THE LOCATION OF THE MARKINGS,
MAY BE ADDED FOR TRACEABILITY BASED UPON MANUFACTURERS DISCRETION.
- 8 PLATED-THROUGH HOLES AT 2x2mm SQUARE GRID
PATTERN DEFINED BY CONTACT LAYOUT.
- 9 FOR ACTUAL PIN LOADING SEE "CONTACT LAYOUT".
- 10 FOR ACTUAL PIN DIMENSIONS SEE "CONTACT DIMENSIONS".
- 11 TO BE MEASURED AT BOTTOM OF SHROUD.
- 12 CONNECTOR LUBRICATED WITH BELCORE APPROVED LUBRICANT,
TECHNICAL REFERENCE: TR-NWT-001217 ISSUE 1, SEP 1992.
- 13 0.76µm MIN GOLD PLATING AT MATING SURFACES.

THIS DRAWING IS A CONTROLLED DOCUMENT.		DWN B. CARBO 29JUL05	Tyco Electronics Corporation Harrisburg, Pa 17105-3608	
DIMENSIONS: mm		CHK G. SKIPPER 29JUL05	NAME G. SKIPPER 29JUL05	
TOLERANCES UNLESS OTHERWISE SPECIFIED: 0-PLG ± 1-PLG ±0.1 2-PLG ± 3-PLG ± 4-PLG ± ANGLES ±		PRODUCT SPEC 108-19082		MALE ASSEMBLY, Z-PACK 2mm HM, TYPE A/B
MATERIAL SEE SHEET 1		APPLICATION SPEC 114-19029		RESTRICTED TO -
FINISH SEE SHEET 1		SIZE A1	CAGE CODE 00779	DRAWING NO 646529
CUSTOMER DRAWING		WEIGHT -	SCALE 4:1	SHEET 2 OF 2 REV B