



Chipsmall Limited consists of a professional team with an average of over 10 year of expertise in the distribution of electronic components. Based in Hongkong, we have already established firm and mutual-benefit business relationships with customers from,Europe,America and south Asia,supplying obsolete and hard-to-find components to meet their specific needs.

With the principle of “Quality Parts,Customers Priority,Honest Operation,and Considerate Service”,our business mainly focus on the distribution of electronic components. Line cards we deal with include Microchip,ALPS,ROHM,Xilinx,Pulse,ON,Everlight and Freescale. Main products comprise IC,Modules,Potentiometer,IC Socket,Relay,Connector.Our parts cover such applications as commercial,industrial, and automotives areas.

We are looking forward to setting up business relationship with you and hope to provide you with the best service and solution. Let us make a better world for our industry!




Contact us

Tel: +86-755-8981 8866 Fax: +86-755-8427 6832

Email & Skype: info@chipsmall.com Web: www.chipsmall.com

Address: A1208, Overseas Decoration Building, #122 Zhenhua RD., Futian, Shenzhen, China





MODEL 3038 ACCELEROMETER

- Excellent durability with hermetic seal
- Easy installation with SMD design
- Over-range protection for up to 10,000 g shock loads
- Long-term measurement stability

Designed for application durability in extreme temperature, vibration and shock environments, TE Connectivity's (TE) Model 3038 accelerometer delivers the performance you need.

The Model 3038 helps improve sensing confidence and allows for simple installation with a hermetically sealed SMD design. It incorporates a gas-damped piezoresistive MEMS sensing element providing outstanding long-term stability. With a millivolt output signal and mechanical overload stops that provide shock protection to loads greater than 10,000g, this sensor offers excellent value for performance.

FEATURES

- $\pm 50\text{g}$ to $\pm 6,000\text{g}$ Dynamic Ranges
- Board Mountable Accelerometer
- Low Power Consumption
- Hermetic LCC Package
- DC Response, Gas Damping
- 5,000Hz Bandwidth

APPLICATIONS

- Harsh Environments
- Vibration & Shock Monitoring
- Impact Testing
- Safe and Arming
- Munitions Testing
- Automotive Safety Testing
- Drop Testing
- Biomechanics Testing
- Pile Driving
- Embedded Applications
- Instrumentation
- Machinery

PERFORMANCE SPECIFICATIONS

All values are typical at +24°C, 80Hz and 5Vdc excitation unless otherwise stated. TE reserves the right to update and change these specifications without notice.

PARAMETERS

DYNAMIC							Notes
Range (g)	±50	±100	±200	±500	±2,000	±6,000	
Sensitivity (mV/g) ¹	0.6-1.5	0.3-0.6	0.3-0.6	0.15-0.3	0.06-0.15	0.025-0.15	@5Vdc Excitation
Frequency Response (Hz)	0-1,000	0-1,200	0-1,400	0-2,000	0-4,500	0-5,000	±5%
Natural Frequency (Hz)	4,000	6,000	8,000	15,000	24,000	26,000	
Non-Linearity (%FSO)	±1	±1	±1	±1	±1	±2	
Transverse Sensitivity (%)	<3	<3	<3	<3	<3	<3	<1 Typical
Damping Ratio	0.4-0.9	0.4-0.9	0.2-0.6	0.2-0.6	0.05-0.30	0.05-0.30	
Shock Limit (g) ³	5,000	5,000	5,000	10,000	10,000	10,000	

ELECTRICAL

Zero Acceleration Output (mV)	±25						Differential
Excitation Voltage (Vdc)	2 to 10						
Input Resistance (Ω)	3,000-5,000						
Output Resistance (Ω)	3,000-5,000						
Insulation Resistance (MΩ)	>100						@50Vdc
Residual Noise (µV RMS)	10						Maximum
Ground Isolation	Isolated from Mounting Surface						

ENVIRONMENTAL

Thermal Zero Shift (%FSO/°C)	-0.09						Typical
Thermal Sensitivity Shift (%/°C)	-0.15						Typical
Operating Temperature (°C)	-55 to 125						
Compensated Temperature (°C)	Uncompensated						
Storage Temperature (°C)	-55 to 125						
Humidity	Hermetically Sealed						

PHYSICAL

Case Material	Ceramic						
Weight (grams)	0.6						
Mounting	Solder						

¹ Output is ratiometric to excitation voltage. 10Vdc excitation will increase output by a factor of 2x.

² The maximum recommended soldering temperature is +260°C

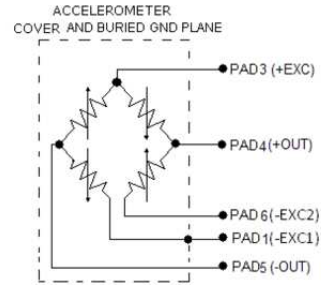
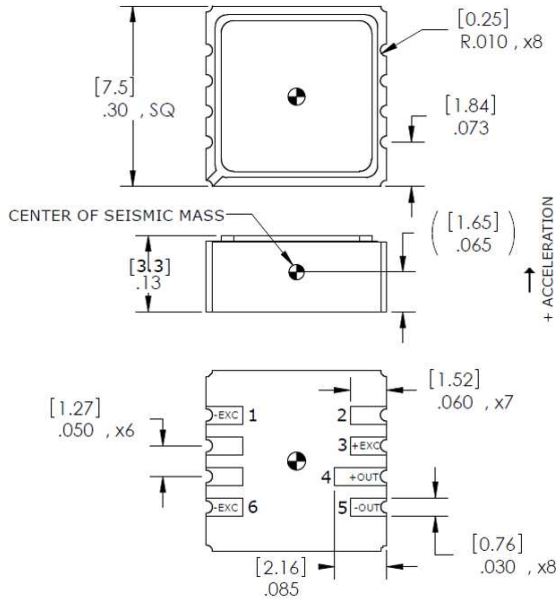
³ 10,000g shock limit in normal axis; 5,000g in transverse axes

CALIBRATION SUPPLIED

CS-SENS-0100 NIST Traceable Amplitude Calibration at 100Hz and 5Vdc Excitation

MODEL 3038 ACCELEROMETER

DIMENSIONS



ORDERING INFORMATION

3038-GGGG-ZZ

| _____ Options (No options, leave blank)
 | _____ Range (0100 is 100g)

Options
 -01 10Vdc Calibration

Part Number	Range
3038-0050	50g
3038-0100	100g
3038-0200	200g
3038-0500	500g
3038-2000	2,000g
3038-6000	6,000g

NORTH AMERICA

Measurement Specialties, Inc.,
 a TE Connectivity Company
 Tel: 800-522-6752
 Email: customercare.hmpt@te.com

EUROPE

MEAS France SAS
 a TE Connectivity Company
 Tel: 800-440-5100
 Email: customercare.lcsb@te.com

ASIA

Measurement Specialties (China), Ltd.,
 a TE Connectivity Company
 Sales and Customer Service
 Tel: 0400-820-6015
 Email: customercare.shzn@te.com

TE.com/sensorsolutions

Measurement Specialties, Inc., a TE Connectivity company.

Measurement Specialties, TE Connectivity, TE Connectivity (logo) and EVERY CONNECTION COUNTS are trademarks. All other logos, products and/or company names referred to herein might be trademarks of their respective owners.

The information given herein, including drawings, illustrations and schematics which are intended for illustration purposes only, is believed to be reliable. However, TE Connectivity makes no warranties as to its accuracy or completeness and disclaims any liability in connection with its use. TE Connectivity's obligations shall only be as set forth in TE Connectivity's Standard Terms and Conditions of Sale for this product and in no case will TE Connectivity be liable for any incidental, indirect or consequential damages arising out of the sale, resale, use or misuse of the product. Users of TE Connectivity products should make their own evaluation to determine the suitability of each such product for the specific application.

© 2015 TE Connectivity Ltd. family of companies All Rights Reserved.