



Chipsmall Limited consists of a professional team with an average of over 10 year of expertise in the distribution of electronic components. Based in Hongkong, we have already established firm and mutual-benefit business relationships with customers from,Europe,America and south Asia,supplying obsolete and hard-to-find components to meet their specific needs.

With the principle of “Quality Parts,Customers Priority,Honest Operation,and Considerate Service”,our business mainly focus on the distribution of electronic components. Line cards we deal with include Microchip,ALPS,ROHM,Xilinx,Pulse,ON,Everlight and Freescale. Main products comprise IC,Modules,Potentiometer,IC Socket,Relay,Connector.Our parts cover such applications as commercial,industrial, and automotives areas.

We are looking forward to setting up business relationship with you and hope to provide you with the best service and solution. Let us make a better world for our industry!



Contact us

Tel: +86-755-8981 8866 Fax: +86-755-8427 6832

Email & Skype: info@chipsmall.com Web: www.chipsmall.com

Address: A1208, Overseas Decoration Building, #122 Zhenhua RD., Futian, Shenzhen, China



UT 6-HESI (6,3X32)

Order No.: 3046401



<http://eshop.phoenixcontact.de/phoenix/treeViewClick.do?UID=3046401>

Fuse modular terminal block, Connection method: Screw connection, Cross section: 0.2 mm²- 10 mm², AWG: 24 - 8, Nominal current: 10 A, Nominal voltage: 630 V, Width: 8.2 mm, Fuse type: G / 6,3 x 32, Fuse type: Glass, Mounting type: NS 35/7.5, NS 35/15, Color: black

Commercial data

GTIN (EAN)	4046356055802
sales group	A850
Pack	50 pcs.
Customs tariff	85369010
Weight/Piece	0.0249 KG
Catalog page information	Page 45 (CL-2009)

Product notes

WEEE/RoHS-compliant since:
08/24/2004



<http://www.download.phoenixcontact.com>
Please note that the data given here has been taken from the online catalog. For comprehensive information and data, please refer to the user documentation. The General Terms and Conditions of Use apply to Internet downloads.

Technical data

General

Number of levels	1
Number of connections	2
Color	black

Insulating material	PA
Inflammability class acc. to UL 94	V0

Dimensions

Width	8.2 mm
Length	57.8 mm
Height NS 35/7.5	73 mm
Height NS 35/15	80.5 mm

Technical data

Fuse	G / 6,3 x 32
Fuse type	Glass
Rated surge voltage	6 kV
Pollution degree	3
Surge voltage category	III
Insulating material group	I
Connection in acc. with standard	IEC 60947-7-3
Nominal current I_N	10 A
Nominal voltage U_N	630 V (if used as fuse terminal block) 500 V (if used as disconnect terminal block)
Power loss	≥ 2.5 W (With single arrangement of the fuse terminal block in the event of overload)
	≥ 2.5 W (With interconnected arrangement of several fuse terminal blocks in the event of overload)
	≥ 4 W (With single arrangement of the fuse terminal block in the event of a short-circuit)
	≥ 2.5 W (With interconnected arrangement of several fuse terminal blocks in the event of a short-circuit)

Connection data

Conductor cross section solid min.	0.2 mm ²
Conductor cross section solid max.	10 mm ²
Conductor cross section stranded min.	0.2 mm ²
Conductor cross section stranded max.	10 mm ²
Conductor cross section AWG/kcmil min.	24
Conductor cross section AWG/kcmil max	8
Conductor cross section stranded, with ferrule without plastic sleeve min.	0.25 mm ²

Conductor cross section stranded, with ferrule without plastic sleeve max.	6 mm ²
Conductor cross section stranded, with ferrule with plastic sleeve min.	0.25 mm ²
Conductor cross section stranded, with ferrule with plastic sleeve max.	6 mm ²
2 conductors with same cross section, solid min.	0.2 mm ²
2 conductors with same cross section, solid max.	2.5 mm ²
2 conductors with same cross section, stranded min.	0.2 mm ²
2 conductors with same cross section, stranded max.	2.5 mm ²
2 conductors with same cross section, stranded, ferrules without plastic sleeve, min.	0.25 mm ²
2 conductors with same cross section, stranded, ferrules without plastic sleeve, max.	1.5 mm ²
2 conductors with same cross section, stranded, TWIN ferrules with plastic sleeve, min.	0.5 mm ²
2 conductors with same cross section, stranded, TWIN ferrules with plastic sleeve, max.	4 mm ²
Type of connection	Screw connection
Stripping length	10 mm
Internal cylindrical gage	A5
Screw thread	M4
Tightening torque, min	1.5 Nm
Tightening torque max	1.8 Nm

Certificates / Approvals



Certification CB, CSA, CUL, GL, KEMA, UL

CSA

Nominal voltage U _N	600 V
Nominal current I _N	10 A
AWG/kcmil	24-8

CUL

Nominal voltage U_N	600 V
Nominal current I_N	10 A
AWG/kcmil	24-8

UL

Nominal voltage U_N	600 V
Nominal current I_N	10 A
AWG/kcmil	24-8

Accessories

Item	Designation	Description
------	-------------	-------------

Assembly

3022276	CLIPFIX 35-5	Snap-on end bracket, for NS 35/7.5 or NS 35/15 DIN rail, can be fitted with Zack strip ZB 5 and ZBF 5, terminal strip marker KLM 2 and KLM, parking facility for FBS...5, FBS...6, KSS 5, KSS 6, width: 5,15 mm, color: gray
0801762	NS 35/ 7,5 CU UNPERF 2000MM	DIN rail, material: Copper, unperforated, height 7.5 mm, width 35 mm, length: 2 m
1207640	NS 35/ 7,5 PERF 755MM	NS 35 DIN rail, height 7.5 mm, length 755 mm
1207653	NS 35/ 7,5 PERF 955MM	NS35 DIN rail, height 7.5 mm, length 955 mm
1207666	NS 35/ 7,5 PERF 1155MM	NS 35 DIN rail, height 7.5 mm, length 1155 mm
0801733	NS 35/ 7,5 PERF 2000MM	DIN rail, material: Steel, galvanized and passivated with a thick layer, perforated, height 7.5 mm, width 35 mm, length: 2 m
0801681	NS 35/ 7,5 UNPERF 2000MM	DIN rail, material: Steel, unperforated, height 7.5 mm, width 35 mm, length: 2 m
1201756	NS 35/15 AL UNPERF 2000MM	DIN rail, deep-drawn, high profile, unperforated, 1.5 mm thick, material: Aluminum, height 15 mm, width 35 mm, length 2 m
1201895	NS 35/15 CU UNPERF 2000MM	DIN rail, material: Copper, unperforated, 1.5 mm thick, height 15 mm, width 35 mm, length: 2 m
1207679	NS 35/15 PERF 755MM	NS 35 DIN rail, perforated, height 15 mm, length 755 mm
1207682	NS 35/15 PERF 955MM	NS 35 DIN rail, perforated, height 15 mm, length 955 mm
1207695	NS 35/15 PERF 1155MM	NS 35 DIN rail, perforated, height 15 mm, length 1155 mm
1201730	NS 35/15 PERF 2000MM	DIN rail, material: Steel, perforated, height 15 mm, width 35 mm, length: 2 m
1201714	NS 35/15 UNPERF 2000MM	DIN rail, material: Steel, unperforated, height 15 mm, width 35 mm, length: 2 m
1201798	NS 35/15-2,3 UNPERF 2000MM	DIN rail, material: Steel, unperforated, 2.3 mm thick, height 15 mm, width 35 mm, length: 2 m
3004207	VS	Connection pin, Length: 1000 mm, Color: white

Bridges

3030284	FBS 2-8	Plug-in bridge, Number of positions: 2, Color: red
3030297	FBS 3-8	Plug-in bridge, Number of positions: 3, Color: red
3030307	FBS 4-8	Plug-in bridge, Number of positions: 4, Color: red
3030310	FBS 5-8	Plug-in bridge, Number of positions: 5, Color: red

Marking

0811228	X-PEN 0,35	Marker pen without ink cartridge, for manual labeling of markers, labeling extremely wipe-proof, line thickness 0.35 mm
1052015	ZB 8,LGS:FORTL.ZAHLEN	Zack marker strip, 10-section, printed horizontally: with the numbers 1 - 10, 11 - 20 and so on up to 491 - 500, color: white
5060896	ZB 8/WH-100:UNBEDRUCKT	Zack strip, unprinted: 10-section, for individual labeling with M-PEN, ZB-T or CMS system, large batch, sufficient for labeling 1000 terminal blocks, terminal width: 8.2 mm, color: White
1050512	ZB 8:SO/CMS	Zack strip, 10-section, divisible, special printing, marking according to customer requirements

Plug/Adapter

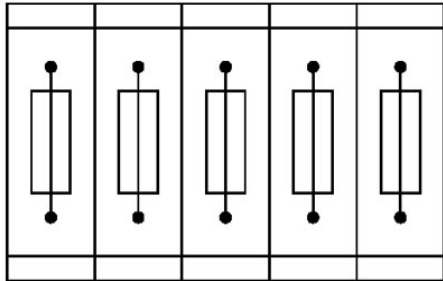
0201689	MPS-IH BU	Insulating sleeve, Color: blue
0201676	MPS-IH RD	Insulating sleeve, Color: red
0201663	MPS-IH WH	Insulating sleeve, Color: white
0201744	MPS-MT	Test plugs
3030925	PAI-4	Test adapter, Color: gray
3031005	PS-8	Test adapter, Color: red

Tools

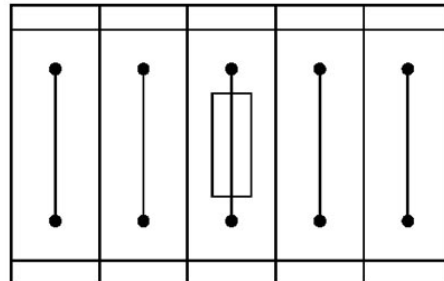
1205066	SZS 1,0X4,0 VDE	Screwdriver, bladed, VDE insulated, size: 1.0 x 4.0 x 100 mm, 2-component grip, with non-slip grip
---------	-----------------	--

Diagrams/Drawings

Application drawing

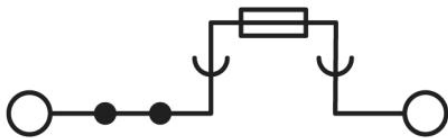


Fuse terminal blocks in interconnected arrangement, block consisting of 5 fuse terminal blocks



Fuse terminal block in single arrangement, block consisting of one fuse terminal block and 4 feed-through terminal blocks

Circuit diagram



Address

PHOENIX CONTACT Inc., USA
586 Fulling Mill Road
Middletown, PA 17057, USA
Phone (800) 888-7388
Fax (717) 944-1625
<http://www.phoenixcon.com>



© 2010 Phoenix Contact
Technical modifications reserved;