



Chipsmall Limited consists of a professional team with an average of over 10 year of expertise in the distribution of electronic components. Based in Hongkong, we have already established firm and mutual-benefit business relationships with customers from,Europe,America and south Asia,supplying obsolete and hard-to-find components to meet their specific needs.

With the principle of “Quality Parts,Customers Priority,Honest Operation,and Considerate Service”,our business mainly focus on the distribution of electronic components. Line cards we deal with include Microchip,ALPS,ROHM,Xilinx,Pulse,ON,Everlight and Freescale. Main products comprise IC,Modules,Potentiometer,IC Socket,Relay,Connector.Our parts cover such applications as commercial,industrial, and automotives areas.

We are looking forward to setting up business relationship with you and hope to provide you with the best service and solution. Let us make a better world for our industry!



Contact us

Tel: +86-755-8981 8866 Fax: +86-755-8427 6832

Email & Skype: info@chipsmall.com Web: www.chipsmall.com

Address: A1208, Overseas Decoration Building, #122 Zhenhua RD., Futian, Shenzhen, China



UTME 6

Order No.: 3047400



<http://eshop.phoenixcontact.de/phoenix/treeViewClick.do?UID=3047400>

Feed-through terminal block, Type of connection: Screw connection, Screw connection, Cross section: 0.2 mm² - 10 mm², AWG 24 - 8, Width: 8.2 mm, Color: gray, Mounting type: NS 35/7.5, NS 35/15

Commercial data	
GTIN (EAN)	4046356291101
sales group	A843
Pack	50 pcs.
Customs tariff	85369010
Weight/Piece	0.029358 KG
Catalog page information	Page 61 (CL-2009)

Product notes

WEEE/RoHS-compliant since: 04/26/2007



<http://www.download.phoenixcontact.com>
Please note that the data given here has been taken from the online catalog. For comprehensive information and data, please refer to the user documentation. The General Terms and Conditions of Use apply to Internet downloads.

Product description

Test disconnect terminal block

Technical data

General

Number of levels	1
------------------	---

Number of connections	2
Color	gray
Insulating material	PA
Inflammability class acc. to UL 94	V0
Bridge accessories	3030323 FBS 10-8 41 A

Dimensions

Width	8.2 mm
Length	100.8 mm
Height NS 35/7.5	49.6 mm
Height NS 35/15	57.1 mm

Technical data

Maximum load current	30 A
Rated surge voltage	6 kV
Surge voltage category	III
Insulating material group	I
Connection in acc. with standard	IEC 60947-7-1
Nominal current I_N	30 A
Nominal voltage U_N	500 V
Open side panel	ja

Connection data

Conductor cross section solid min.	0.2 mm ²
Conductor cross section solid max.	10 mm ²
Conductor cross section stranded min.	0.2 mm ²
Conductor cross section stranded max.	10 mm ²
Conductor cross section AWG/kcmil min.	24
Conductor cross section AWG/kcmil max	8
Conductor cross section stranded, with ferrule without plastic sleeve min.	0.25 mm ²
Conductor cross section stranded, with ferrule without plastic sleeve max.	6 mm ²
Conductor cross section stranded, with ferrule with plastic sleeve min.	0.25 mm ²
Conductor cross section stranded, with ferrule with plastic sleeve max.	6 mm ²
2 conductors with same cross section, solid min.	0.2 mm ²

2 conductors with same cross section, solid max.	2.5 mm ²
2 conductors with same cross section, stranded min.	0.2 mm ²
2 conductors with same cross section, stranded max.	2.5 mm ²
2 conductors with same cross section, stranded, TWIN ferrules with plastic sleeve, min.	0.5 mm ²
2 conductors with same cross section, stranded, TWIN ferrules with plastic sleeve, max.	4 mm ²
2 conductors with same cross section, stranded, ferrules without plastic sleeve, min.	0.25 mm ²
2 conductors with same cross section, stranded, ferrules without plastic sleeve, max.	2.5 mm ²
Type of connection	Screw connection
Stripping length	10 mm
Internal cylindrical gage	A5
Screw thread	M4
Tightening torque, min	1.5 Nm
Tightening torque max	1.8 Nm

Certificates / Approvals



Certification CUL, UL

CUL

Nominal voltage U_N	600 V
Nominal current I_N	30 A
AWG/kcmil	24-8

UL

Nominal voltage U_N	600 V
Nominal current I_N	30 A
AWG/kcmil	24-8

Accessories		
Item	Designation	Description
Assembly		
3034374	APH-ME	Cover profile carrier for mounting on NS 35/7.5 DIN rail for attaching the cover profile AP-ME
3034358	APT-ME	Cover profile carrier for mounting on NS 35/7.5 DIN rail for attaching the cover profile AP-ME
3047426	D-UTME 6	Cover, Length: 99.8 mm, Width: 2.2 mm, Height: 49.6 mm, Color: gray
3036741	DP PS-8	Spacer plate, Color: red
Bridges		
3032376	FBS 1-4/8	Plug-in bridge, Number of positions: 2, Color: red
3032363	FBS 1/3-8	Plug-in bridge, Number of positions: 2, Color: red
3032389	FBS 1/3/5-8	Plug-in bridge, Number of positions: 3, Color: red
3030284	FBS 2-8	Plug-in bridge, Number of positions: 2, Color: red
3030297	FBS 3-8	Plug-in bridge, Number of positions: 3, Color: red
3030307	FBS 4-8	Plug-in bridge, Number of positions: 4, Color: red
3030310	FBS 5-8	Plug-in bridge, Number of positions: 5, Color: red
3032402	FBS 1/4/7/10-8	Plug-in bridge, Number of positions: 3, Color: red
3030323	FBS 10-8	Plug-in bridge, Number of positions: 10, Color: red
General		
3034361	AP-ME METER	Cover profile, for covering terminal strips, snapped onto APT-ME cover profile carrier or APH-ME end bracket. A cover profile carrier should be positioned at the ends and at intervals of around 40 cm. Length supplied: 1 m
3034442	C-ME 6/2	Connecting bridge, Length: 5 mm, Width: 16 mm, Height: 5 mm, Color: orange
3034390	C-ME 6/3	Connecting bridge
3034387	CARRIER 35-8	End clamp, Width: 8.2 mm, Color: gray
3032381	FBS 1/5-8	Jumper
3034439	S-ME 6	Switching lock, Length: 12 mm, Width: 8.2 mm, Color: white
3034468	SB-ME 2-8	Switching jumper, Length: 24.7 mm, Width: 16.4 mm, Height: 47.42 mm, Number of positions: 2, Color: gray/orange
3034468	SB-ME 2-8	Switching jumper, Length: 24.7 mm, Width: 16.4 mm, Height: 47.42 mm, Number of positions: 2, Color: gray/orange
3032800	SB-ME 3-8	Switching jumper, Length: 24.7 mm, Width: 24.6 mm, Height: 47.42 mm, Number of positions: 3, Color: gray/orange

3034484	SB-ME 4-8	Switching jumper, Length: 24.7 mm, Width: 32.8 mm, Height: 47.42 mm, Number of positions: 4, Color: gray/orange
---------	-----------	---

Plug/Adapter

3032774	PAI-4-FIX BK	Test adapter, Color: black
3032787	PAI-4-FIX BN	Test adapter, Color: brown
3032729	PAI-4-FIX BU	Test adapter, Color: blue
3032758	PAI-4-FIX GN	Test adapter, Color: green
3032790	PAI-4-FIX GY	Test adapter, Color: gray
3034455	PAI-4-FIX OG	Test adapter, Length: 6.5 mm, Width: 6 mm, Height: 51 mm, Color: orange
3032732	PAI-4-FIX RD	Test adapter, Color: red
3032761	PAI-4-FIX VT	Test adapter, Color: violet
3032745	PAI-4-FIX YE	Test adapter, Color: yellow
3031005	PS-8	Test adapter, Color: red

Tools

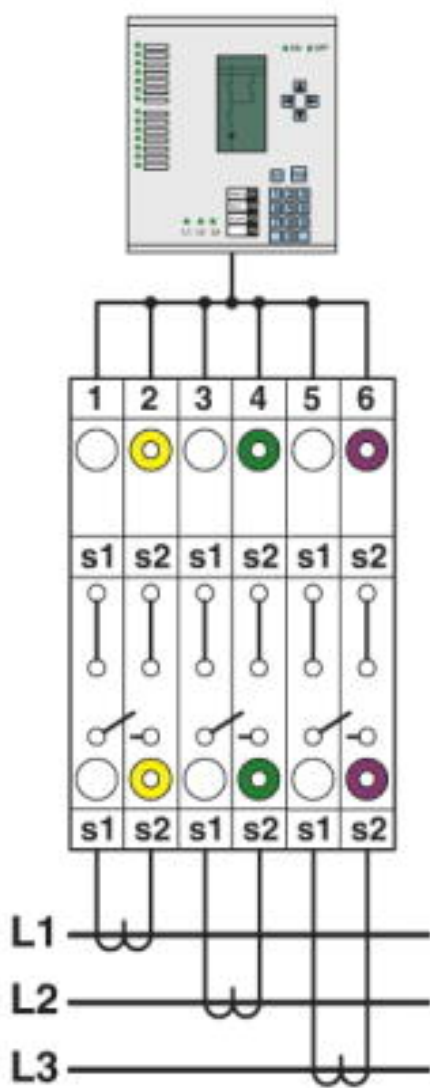
1205066	SZS 1,0X4,0 VDE	Screwdriver, bladed, VDE insulated, size: 1.0 x 4.0 x 100 mm, 2-component grip, with non-slip grip
---------	-----------------	--

Diagrams/Drawings

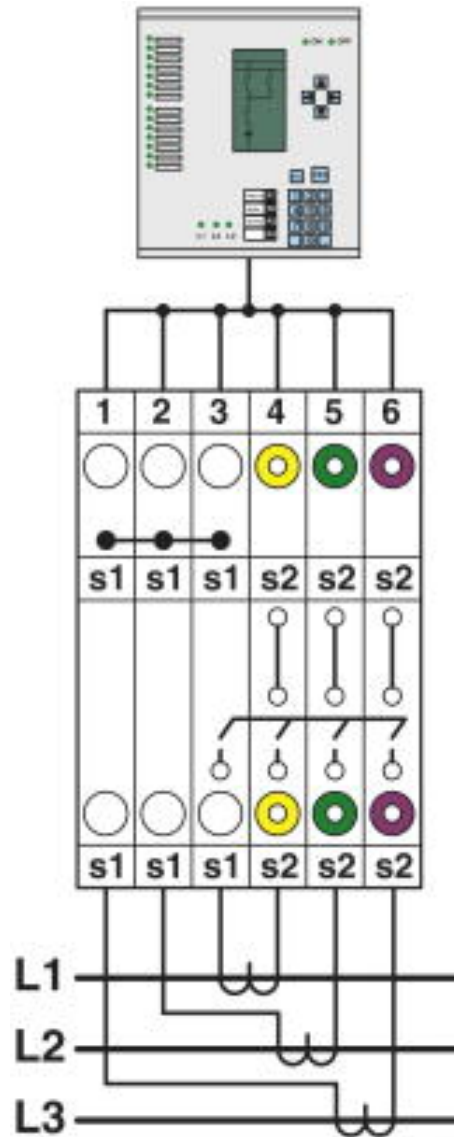
Circuit diagram



Schematic diagram

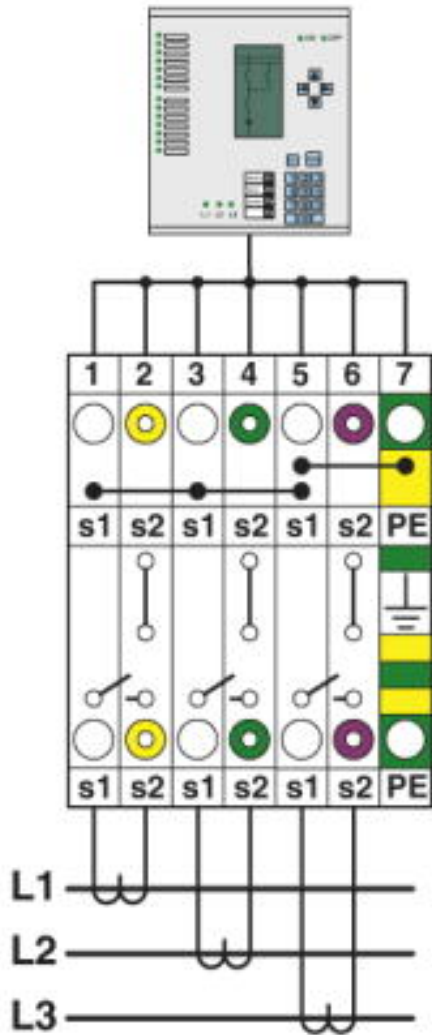


Simple three-phase current transformer set



Interlinked three-phase current transformer set

Interlinked three-phase current transformer set with grounded star point



Address

PHOENIX CONTACT Inc., USA
586 Fulling Mill Road
Middletown, PA 17057, USA
Phone (800) 888-7388
Fax (717) 944-1625
<http://www.phoenixcon.com>



© 2010 Phoenix Contact
Technical modifications reserved;