



Chipsmall Limited consists of a professional team with an average of over 10 year of expertise in the distribution of electronic components. Based in Hongkong, we have already established firm and mutual-benefit business relationships with customers from,Europe,America and south Asia,supplying obsolete and hard-to-find components to meet their specific needs.

With the principle of "Quality Parts,Customers Priority,Honest Operation,and Considerate Service",our business mainly focus on the distribution of electronic components. Line cards we deal with include Microchip,ALPS,ROHM,Xilinx,Pulse,ON,Everlight and Freescale. Main products comprise IC,Modules,Potentiometer,IC Socket,Relay,Connector.Our parts cover such applications as commercial,industrial, and automotives areas.

We are looking forward to setting up business relationship with you and hope to provide you with the best service and solution. Let us make a better world for our industry!



## Contact us

Tel: +86-755-8981 8866 Fax: +86-755-8427 6832

Email & Skype: info@chipsmall.com Web: www.chipsmall.com

Address: A1208, Overseas Decoration Building, #122 Zhenhua RD., Futian, Shenzhen, China





Micro Commercial Components



Micro Commercial Components  
20736 Marilla Street Chatsworth  
CA 91311  
Phone: (818) 701-4933  
Fax: (818) 701-4939

# 30KP28(C)(A) THRU 30KP288(C)(A)

## Features

- Lead Free Finish/RoHS Compliant(Note 1) ("P" Suffix designates RoHS Compliant. See ordering information)
- 30000 Watts Peak Pulse Power Capability on 10/1000us waveform
- Glass passivated junction
- Plastic package Devices and Low incremental surge resistance
- High temperature soldering guaranteed
- Fast response time: typically less than 1.0ps from 0 Volts to BV, bidirectional less than 10ns
- UL Recognized File # E331408

## Mechanical Data

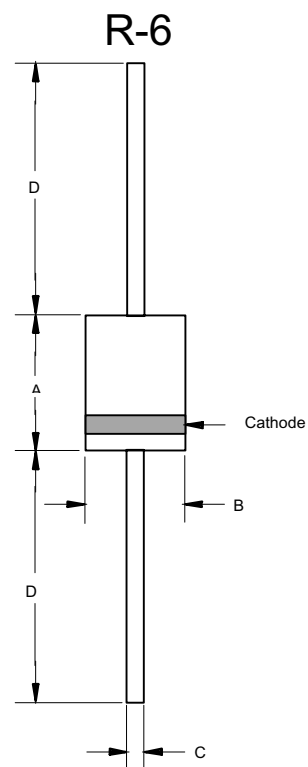
- Polarity: Color band denotes positive end (cathode) except Bipolar
- Weight: 0.07 ounce, 2.5 grams
- Terminals: plated Axial leads, solderable per MIL-STD-750, Method 2026
- Epoxy meets UL 94 V-0 flammability rating
- Moisture Sensitivity Level 1
- Halogen free available upon request by adding suffix "-HF"

## Maximum Ratings

- Operating Temperature: -55°C to +175°C
- Storage Temperature: -55°C to +175°C
- Minimum 30000 watts of Peak Pulse Power Capability on 10/1000us waveform
- 8 Walts of Steady State Power Dissipation at  $R_L=75^\circ\text{C}$ , Lead lengths .375", (9.5mm)
- Forward Surge Current: 400 Amps, 8.3ms, half sine @ 25°C

Notes:1.High Temperature Solder Exemption Applied, see EU Directive Annex 7.

## 30000 Watts Transient Voltage Suppressor 28 to 288 Volt



DIM	INCHES		MM		NOTE
	MIN	MAX	MIN	MAX	
A	.340	.360	8.60	9.10	
B	.340	.360	8.60	9.10	
C	.048	.052	1.20	1.30	
D	1.000	---	25.40	---	

# 30KP28(C)(A)~288(C)(A)

PART NUMBER		REVERSE STAND- OFF VOLTAGE $V_{RWM}(V)$	BREAKDOWN VOLTAGE $V_{BR}(V)$ MIN. @ $I_T$	BREAKDOWN VOLTAGE $V_{BR}(V)$ MAX. @ $I_T$	TEST CURRENT $I_T$ (mA)	PEAK PULSE CURRENT $I_{pp}$ (A)	REVERSE LEAKAGE @ $V_{RWM}$ $I_R(\mu A)$	MAXIMUM CLAMPING VOLTAGE@ $I_{PP}$ $V_C(V)$
UNI-POLAR	BI-POLAR							
30KP28A	30KP28CA	28	31.28	34.24	50	606	5000	50
30KP30A	30KP30CA	30	33.51	36.69	50	548.9	5000	55.2
30KP33A	30KP33CA	33	36.9	40.4	50	517.9	5000	58.5
30KP36A	30KP36CA	36	40.2	44	50	490.3	5000	61.8
30KP39A	30KP39CA	39	43.6	47.7	20	450.9	2000	67.2
30KP42A	30KP42CA	42	46.9	51.4	10	420.8	1000	72
30KP43A	30KP43CA	43	48	52.6	10	415.1	1000	73
30KP45A	30KP45CA	45	50.3	55	5	391.5	250	77.4
30KP48A	30KP48CA	48	53.6	58.7	5	371.3	150	81.6
30KP51A	30KP51CA	51	57	62.4	5	350.7	50	86.4
30KP54A	30KP54CA	54	60.3	66	5	331.5	20	91.4
30KP58A	30KP58CA	58	64.8	70.9	5	327.9	20	92.4
30KP60A	30KP60CA	60	67	73.4	5	297.1	15	102
30KP64A	30KP64CA	64	71.5	78.3	5	291.3	10	104
30KP66A	30KP66CA	66	73.7	80.7	5	283.2	10	107
30KP70A	30KP70CA	70	78.2	85.6	5	278	10	109
30KP71A	30KP71CA	71	79.3	86.8	5	271.7	10	111.5
30KP72A	30KP72CA	72	80.4	88.1	5	265.8	10	114
30KP75A	30KP75CA	75	83.8	91.7	5	253.8	10	119.4
30KP78A	30KP78CA	78	87.1	95.4	5	234.9	10	129
30KP84A	30KP84CA	84	93.8	102.7	5	217.7	10	139.2
30KP90A	30KP90CA	90	100.5	110.1	5	207	10	146.4
30KP96A	30KP96CA	96	107.2	117.4	5	194.2	10	156
30KP102A	30KP102CA	102	113.9	124.7	5	183	10	165.6
30KP108A	30KP108CA	108	120.6	132.1	5	172.9	10	175.2
30KP120A	30KP120CA	120	134	146.8	5	155.9	10	194.4
30KP132A	30KP132CA	132	147.4	161.4	5	142.3	10	213
30KP144A	30KP144CA	144	160.8	176.1	5	135.8	10	223.2
30KP150A	30KP150CA	150	167.6	183.5	5	129.8	10	233.4
30KP156A	30KP156CA	156	174.3	190.8	5	123.7	10	245
30KP160A	30KP160CA	160	178.7	195.7	5	120	10	252.6
30KP168A	30KP168CA	168	187.7	205.5	5	111.2	10	272.4
30KP170A	30KP170CA	170	189.9	207.9	5	110.2	10	275
30KP180A	30KP180CA	180	201.1	220.1	5	104.3	10	290.4
30KP198A	30KP198CA	198	221.2	242.2	5	94.7	10	319.8
30KP216A	30KP216CA	216	241.3	264.2	5	86.9	10	348.6
30KP240A	30KP240CA	240	268.1	293.5	5	78.3	10	387
30KP258A	30KP258CA	258	288.2	315.5	5	72.8	10	416.4
30KP260A	30KP260CA	260	290.4	318	5	72.8	10	416
30KP270A	30KP270CA	270	301.6	330.2	5	69.5	10	436.2
30KP280A	30KP280CA	280	312.8	342.4	5	65.3	10	464
30KP288A	30KP288CA	288	321.7	352.2	5	64.5	10	469.9

For bidirectional type having  $V_{RWM}$  of 60 volts and less, the IR limit is double.

For parts without A , the VBR is  $\pm 10\%$



# 30KP28(C)(A)~288(C)(A)

Fig. 1 - Pulse Derating Curve

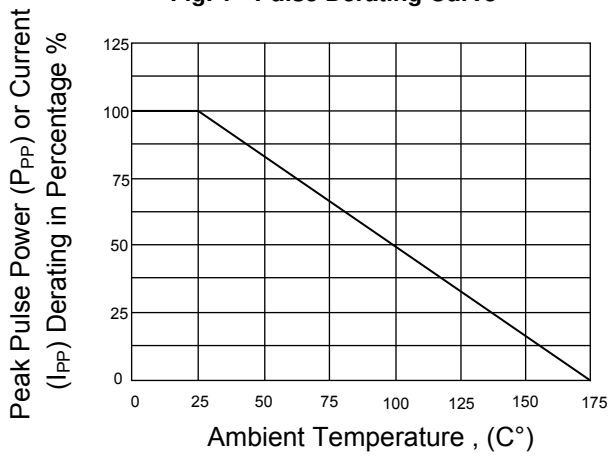
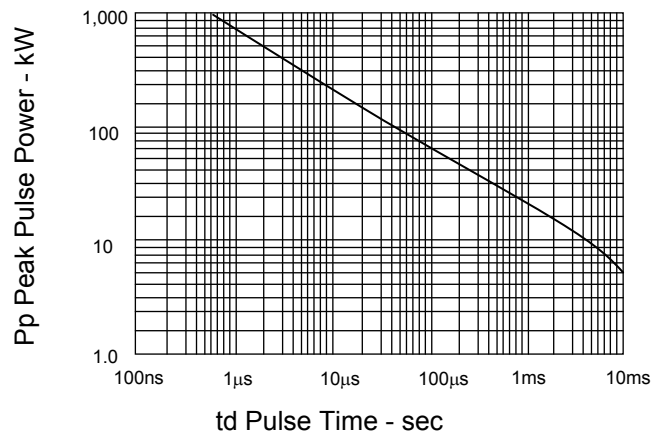


Fig. 2 - Peak Pulse Power vs. Pulse Time





Micro Commercial Components

### Ordering Information :

Device	Packing
Part Number-TP	Tape&Reel: 500pcs/Reel
Part Number-AP	Ammo Packing: 450pcs/Ammo Box
Part Number-BP	Bulk: 4.8Kpcs/Carton

Note : Adding "-HF" suffix for halogen free, eg. Part Number-TP-HF

#### \*\*\*IMPORTANT NOTICE\*\*\*

**Micro Commercial Components Corp.** reserves the right to make changes without further notice to any product herein to make corrections, modifications, enhancements, improvements, or other changes. **Micro Commercial Components Corp.** does not assume any liability arising out of the application or use of any product described herein; neither does it convey any license under its patent rights, nor the rights of others. The user of products in such applications shall assume all risks of such use and will agree to hold **Micro Commercial Components Corp.** and all the companies whose products are represented on our website, harmless against all damages.

#### \*\*\*LIFE SUPPORT\*\*\*

MCC's products are not authorized for use as critical components in life support devices or systems without the express written approval of Micro Commercial Components Corporation.

#### \*\*\*CUSTOMER AWARENESS\*\*\*

Counterfeiting of semiconductor parts is a growing problem in the industry. Micro Commercial Components (MCC) is taking strong measures to protect ourselves and our customers from the proliferation of counterfeit parts. MCC strongly encourages customers to purchase MCC parts either directly from MCC or from Authorized MCC Distributors who are listed by country on our web page cited below. Products customers buy either from MCC directly or from Authorized MCC Distributors are genuine parts, have full traceability, meet MCC's quality standards for handling and storage. **MCC will not provide any warranty coverage or other assistance for parts bought from Unauthorized Sources.** MCC is committed to combat this global problem and encourage our customers to do their part in stopping this practice by buying direct or from authorized distributors.

[www.mccsemi.com](http://www.mccsemi.com)