



Chipsmall Limited consists of a professional team with an average of over 10 year of expertise in the distribution of electronic components. Based in Hongkong, we have already established firm and mutual-benefit business relationships with customers from,Europe,America and south Asia,supplying obsolete and hard-to-find components to meet their specific needs.

With the principle of “Quality Parts,Customers Priority,Honest Operation,and Considerate Service”,our business mainly focus on the distribution of electronic components. Line cards we deal with include Microchip,ALPS,ROHM,Xilinx,Pulse,ON,Everlight and Freescale. Main products comprise IC,Modules,Potentiometer,IC Socket,Relay,Connector.Our parts cover such applications as commercial,industrial, and automotives areas.

We are looking forward to setting up business relationship with you and hope to provide you with the best service and solution. Let us make a better world for our industry!



Contact us

Tel: +86-755-8981 8866 Fax: +86-755-8427 6832


Email & Skype: info@chipsmall.com Web: www.chipsmall.com

Address: A1208, Overseas Decoration Building, #122 Zhenhua RD., Futian, Shenzhen, China



Knife disconnect terminal block - PTT 2,5-L/MT - 3210251

Please be informed that the data shown in this PDF Document is generated from our Online Catalog. Please find the complete data in the user's documentation. Our General Terms of Use for Downloads are valid (<http://phoenixcontact.com/download>)



Knife disconnect terminal block, Connection type: Push-in connection, Cross section: 0.14 mm² - 4 mm², AWG: 26 - 12, Nominal current: 16 A, Nominal voltage: 400 V, Length: 92.4 mm, Width: 5.2 mm, Color: gray, Assembly: NS 35/7,5, NS 35/15

Product Features

- The Push-in connection terminal blocks are characterized by the system features of the CLIPLINE complete system and by easy and tool-free wiring of conductors with ferrules or solid conductors
- The compact design and front connection enable wiring in a confined space
- Convenient separation of circuits, thanks to lever-type disconnect knife
- Clear identification of the disconnect point, thanks to color highlighting



Key Commercial Data

Packing unit	1 pc
Minimum order quantity	50 pc
Weight per Piece (excluding packing)	17.6 g
Custom tariff number	85369010
Country of origin	Poland

Technical data

General

Number of levels	2
Number of connections	4
Nominal cross section	2.5 mm ²
Color	gray
Insulating material	PA
Flammability rating according to UL 94	V0
Rated surge voltage	6 kV
Pollution degree	3
Overvoltage category	III

Knife disconnect terminal block - PTT 2,5-L/MT - 3210251

Technical data

General

Insulating material group	I
Connection in acc. with standard	IEC 60947-7-1
Maximum load current	16 A (with 4 mm ² conductor cross section)
Nominal current I _N	16 A
Nominal voltage U _N	400 V
Open side panel	ja
Shock protection test specification	DIN EN 50274 (VDE 0660-514):2002-11
Back of the hand protection	guaranteed
Finger protection	guaranteed
Surge voltage test setpoint	7.3 kV
Result of surge voltage test	Test passed
Power frequency withstand voltage setpoint	1.89 kV
Result of power-frequency withstand voltage test	Test passed
Checking the mechanical stability of terminal points (5 x conductor connection)	Test passed
Bending test rotation speed	10 rpm
Bending test turns	135
Bending test conductor cross section/weight	0.14 mm ² / 0.2 kg
	2.5 mm ² / 0.7 kg
	4 mm ² / 0.9 kg
Result of bending test	Test passed
Conductor cross section tensile test	0.14 mm ²
Tractive force setpoint	10 N
Conductor cross section tensile test	2.5 mm ²
Tractive force setpoint	50 N
Conductor cross section tensile test	4 mm ²
Tractive force setpoint	60 N
Tensile test result	Test passed
Tight fit on carrier	NS 35
Setpoint	1 N
Result of tight fit test	Test passed
Result of voltage drop test	Test passed
Temperature-rise test	Test passed
Conductor cross section short circuit testing	2.5 mm ²
Short-time current	0.3 kA
Short circuit stability result	Test passed
Ageing test for screwless modular terminal block temperature cycles	192

Knife disconnect terminal block - PTT 2,5-L/MT - 3210251

Technical data

General

Result of aging test	Test passed
Proof of thermal characteristics (needle flame) effective duration	30 s
Result of thermal test	Test passed
Test specification, oscillation, broadband noise	DIN EN 50155 (VDE 0115-200):2008-03
Test spectrum	Service life test category 2, bogie mounted
Test frequency	$f_1 = 5 \text{ Hz}$ to $f_2 = 250 \text{ Hz}$
ASD level	$6.12 \text{ (m/s}^2\text{)}^2/\text{Hz}$
Acceleration	3.12 g
Test duration per axis	5 h
Test directions	X-, Y- and Z-axis
Oscillation, broadband noise test result	Test passed
Test specification, shock test	DIN EN 50155 (VDE 0115-200):2008-03
Shock form	Half-sine
Acceleration	30g
Shock duration	18 ms
Number of shocks per direction	3
Test directions	X-, Y- and Z-axis (pos. and neg.)
Shock test result	Test passed
Temperature index, insulating material (DIN EN 60216-1 (VDE 0304-21))	125 °C
Static insulating material application in cold	-60 °C

Dimensions

Width	5.2 mm
End cover width	0.8 mm
Length	92.4 mm
Height	45.80 mm
Height NS 35/7,5	47.4 mm
Height NS 35/15	54.9 mm

Connection data

Connection method	Push-in connection
Connection in acc. with standard	IEC 60947-7-1
Conductor cross section solid min.	0.14 mm ²
Conductor cross section solid max.	4 mm ²
Conductor cross section AWG min.	26
Conductor cross section AWG max.	12
Conductor cross section flexible min.	0.14 mm ²
Conductor cross section flexible max.	2.5 mm ²

Knife disconnect terminal block - PTT 2,5-L/MT - 3210251

Technical data

Connection data

Min. AWG conductor cross section, flexible	26
Max. AWG conductor cross section, flexible	14
Conductor cross section flexible, with ferrule without plastic sleeve min.	0.14 mm ²
Conductor cross section flexible, with ferrule without plastic sleeve max.	2.5 mm ²
Conductor cross section flexible, with ferrule with plastic sleeve min.	0.14 mm ²
Conductor cross section flexible, with ferrule with plastic sleeve max.	2.5 mm ²
2 conductors with same cross section, stranded, TWIN ferrules with plastic sleeve, max.	0.5 mm ²
Conductor cross section AWG min.	26
Conductor cross section AWG max.	12
Stripping length	8 mm ... 10 mm
Internal cylindrical gage	A3

Classifications

eCl@ss

eCl@ss 4.0	27141120
eCl@ss 4.1	27141120
eCl@ss 5.0	27141120
eCl@ss 5.1	27141120
eCl@ss 6.0	27141120
eCl@ss 7.0	27141120
eCl@ss 8.0	27141126

ETIM

ETIM 4.0	EC000902
ETIM 5.0	EC000902

UNSPSC

UNSPSC 6.01	30211811
UNSPSC 7.0901	39121410
UNSPSC 11	39121410
UNSPSC 12.01	39121410
UNSPSC 13.2	39121410

Approvals

Approvals

Knife disconnect terminal block - PTT 2,5-L/MT - 3210251

Approvals


Approvals


CSA / UL Recognized / cUL Recognized / cULus Recognized


Ex Approvals

Approvals submitted

Approval details

CSA 		
	B	C
mm ² /AWG/kcmil	26-12	26-12
Nominal current I _N	16 A	16 A
Nominal voltage U _N	300 V	300 V

UL Recognized 			
		B	C
mm ² /AWG/kcmil	26-12	26-12	
Nominal current I _N	16 A	16 A	
Nominal voltage U _N	300 V	300 V	

cUL Recognized 			
		B	C
mm ² /AWG/kcmil	26-12	26-12	
Nominal current I _N	16 A	16 A	
Nominal voltage U _N	300 V	300 V	

cULus Recognized 			
--	--	--	--

Knife disconnect terminal block - PTT 2,5-L/MT - 3210251

Drawings

Circuit diagram

