



Chipsmall Limited consists of a professional team with an average of over 10 year of expertise in the distribution of electronic components. Based in Hongkong, we have already established firm and mutual-benefit business relationships with customers from,Europe,America and south Asia,supplying obsolete and hard-to-find components to meet their specific needs.

With the principle of “Quality Parts,Customers Priority,Honest Operation,and Considerate Service”,our business mainly focus on the distribution of electronic components. Line cards we deal with include Microchip,ALPS,ROHM,Xilinx,Pulse,ON,Everlight and Freescale. Main products comprise IC,Modules,Potentiometer,IC Socket,Relay,Connector.Our parts cover such applications as commercial,industrial, and automotives areas.

We are looking forward to setting up business relationship with you and hope to provide you with the best service and solution. Let us make a better world for our industry!



Contact us

Tel: +86-755-8981 8866 Fax: +86-755-8427 6832

Email & Skype: info@chipsmall.com Web: www.chipsmall.com

Address: A1208, Overseas Decoration Building, #122 Zhenhua RD., Futian, Shenzhen, China



Disconnect terminal block - PTT 2,5-2TG BU - 3210269

Please be informed that the data shown in this PDF Document is generated from our Online Catalog. Please find the complete data in the user's documentation. Our General Terms of Use for Downloads are valid (<http://phoenixcontact.com/download>)



Disconnect terminal block, Connection type: Push-in connection, Cross section: 0.14 mm² - 4 mm², AWG: 26 - 12, Nominal current: 16 A, Nominal voltage: 400 V, Length: 92.4 mm, Width: 5.2 mm, Color: blue, Assembly: NS 35/7,5, NS 35/15

The figure shows version with built-in disconnect knife

Product Features

- ✓ The Push-in connection terminal blocks are characterized by the system features of the CLIPLINE complete system and by easy and tool-free wiring of conductors with ferrules or solid conductors
- ✓ The compact design and front connection enable wiring in a confined space
- ✓ In addition to the testing facility in the double function shaft, all terminal blocks provide an additional test connection



Key Commercial Data

| | |
|--------------------------------------|----------|
| Packing unit | 1 pc |
| Minimum order quantity | 50 pc |
| Weight per Piece (excluding packing) | 16.8 g |
| Custom tariff number | 85369010 |
| Country of origin | Poland |

Technical data

General

| | |
|--|---------------------|
| Number of levels | 2 |
| Number of connections | 4 |
| Nominal cross section | 2.5 mm ² |
| Color | blue |
| Insulating material | PA |
| Flammability rating according to UL 94 | V0 |
| Rated surge voltage | 6 kV |
| Pollution degree | 3 |

Disconnect terminal block - PTT 2,5-2TG BU - 3210269

Technical data

General

| | |
|----------------------------------|--|
| Overvoltage category | III |
| Insulating material group | I |
| Connection in acc. with standard | IEC 60947-7-1 |
| Maximum load current | 16 A (In case of a 4 mm ² conductor cross section, the maximum load current must not be exceeded by the total current of all connected conductors.) |
| Nominal current I _N | 16 A (with 4 mm ² conductor cross section) |
| Nominal voltage U _N | 400 V |
| Open side panel | ja |

Dimensions

| | |
|------------------|----------|
| Width | 5.2 mm |
| End cover width | 0.8 mm |
| Length | 92.4 mm |
| Height | 45.80 mm |
| Height NS 35/7,5 | 47.4 mm |
| Height NS 35/15 | 54.9 mm |

Connection data

| | |
|---|----------------------|
| Connection method | Push-in connection |
| Connection in acc. with standard | IEC 60947-7-1 |
| Conductor cross section solid min. | 0.14 mm ² |
| Conductor cross section solid max. | 4 mm ² |
| Conductor cross section AWG min. | 26 |
| Conductor cross section AWG max. | 12 |
| Conductor cross section flexible min. | 0.14 mm ² |
| Conductor cross section flexible max. | 2.5 mm ² |
| Min. AWG conductor cross section, flexible | 26 |
| Max. AWG conductor cross section, flexible | 14 |
| Conductor cross section flexible, with ferrule without plastic sleeve min. | 0.14 mm ² |
| Conductor cross section flexible, with ferrule without plastic sleeve max. | 2.5 mm ² |
| Conductor cross section flexible, with ferrule with plastic sleeve min. | 0.14 mm ² |
| Conductor cross section flexible, with ferrule with plastic sleeve max. | 2.5 mm ² |
| 2 conductors with same cross section, stranded, TWIN ferrules with plastic sleeve, max. | 0.5 mm ² |
| Conductor cross section AWG min. | 26 |
| Conductor cross section AWG max. | 12 |
| Stripping length | 10 mm |
| Internal cylindrical gage | A3 |

Disconnect terminal block - PTT 2,5-2TG BU - 3210269

Classifications

eCl@ss

| | |
|------------|----------|
| eCl@ss 4.0 | 27141120 |
| eCl@ss 4.1 | 27141120 |
| eCl@ss 5.0 | 27141120 |
| eCl@ss 5.1 | 27141120 |
| eCl@ss 6.0 | 27141120 |
| eCl@ss 7.0 | 27141120 |

ETIM

| | |
|----------|----------|
| ETIM 4.0 | EC000902 |
| ETIM 5.0 | EC000902 |

UNSPSC

| | |
|---------------|----------|
| UNSPSC 6.01 | 30211811 |
| UNSPSC 7.0901 | 39121410 |
| UNSPSC 11 | 39121410 |
| UNSPSC 12.01 | 39121410 |
| UNSPSC 13.2 | 39121410 |

Approvals

Approvals

Approvals

UL Recognized / cUL Recognized / CSA / cULus Recognized

Ex Approvals

Approvals submitted


Approval details

| | | | |
|----------------------------|-------|-------|---|
| UL Recognized | | | |
| | | B | C |
| mm ² /AWG/kcmil | 26-12 | 26-12 | |


Disconnect terminal block - PTT 2,5-2TG BU - 3210269

Approvals


| | | B | C |
|--------------------------------|-------|-------|---|
| Nominal current I _N | 16 A | 16 A | |
| Nominal voltage U _N | 300 V | 300 V | |

cUL Recognized 

| | | B | C |
|--------------------------------|-------|-------|---|
| mm ² /AWG/kcmil | 26-12 | 26-12 | |
| Nominal current I _N | 16 A | 16 A | |
| Nominal voltage U _N | 300 V | 300 V | |

CSA 

| | B | C |
|--------------------------------|-------|-------|
| mm ² /AWG/kcmil | 26-12 | 26-12 |
| Nominal current I _N | 16 A | 16 A |
| Nominal voltage U _N | 300 V | 300 V |

cULus Recognized 

Drawings

Circuit diagram

