



Chipsmall Limited consists of a professional team with an average of over 10 year of expertise in the distribution of electronic components. Based in Hongkong, we have already established firm and mutual-benefit business relationships with customers from,Europe,America and south Asia,supplying obsolete and hard-to-find components to meet their specific needs.

With the principle of “Quality Parts,Customers Priority,Honest Operation,and Considerate Service”,our business mainly focus on the distribution of electronic components. Line cards we deal with include Microchip,ALPS,ROHM,Xilinx,Pulse,ON,Everlight and Freescale. Main products comprise IC,Modules,Potentiometer,IC Socket,Relay,Connector.Our parts cover such applications as commercial,industrial, and automotives areas.

We are looking forward to setting up business relationship with you and hope to provide you with the best service and solution. Let us make a better world for our industry!



## Contact us

Tel: +86-755-8981 8866 Fax: +86-755-8427 6832

Email & Skype: info@chipsmall.com Web: www.chipsmall.com

Address: A1208, Overseas Decoration Building, #122 Zhenhua RD., Futian, Shenzhen, China



## Double-level terminal block - PTTB 2,5 - 3210567

Please be informed that the data shown in this PDF Document is generated from our Online Catalog. Please find the complete data in the user's documentation. Our General Terms of Use for Downloads are valid (<http://phoenixcontact.com/download>)



Double-level terminal block, Cross section: 0.14 mm<sup>2</sup> - 4 mm<sup>2</sup>, AWG: 26 - 12, Connection type: Push-in connection, Width: 5.2 mm, Color: gray, Mounting type: NS 35/7,5, NS 35/15

### Product Features

- ✓ The Push-in connection terminal blocks are characterized by the system features of the CLIPLINE complete system and by easy and tool-free wiring of conductors with ferrules or solid conductors
- ✓ The compact design and front connection enable wiring in a confined space
- ✓ In addition to the testing facility in the double function shaft, all terminal blocks provide an additional test connection
- ✓ Tested for railway applications



### Key commercial data

Packing unit	1 pc
Minimum order quantity	50 pc
Weight per Piece (excluding packing)	12.8 GRM
Custom tariff number	85369010
Country of origin	Germany

### Technical data

#### General

Number of levels	2
Number of connections	4
Color	gray
Insulating material	PA
Inflammability class according to UL 94	V0
Area of application	Railway industry
	Mechanical engineering

## Double-level terminal block - PTTB 2,5 - 3210567

### Technical data

#### General

	Plant engineering
	Process industry
Rated surge voltage	6 kV
Pollution degree	3
Surge voltage category	III
Insulating material group	I
Connection in acc. with standard	IEC 60947-7-1
Current	26 A
Additional text	with 4 mm <sup>2</sup> conductor cross section
Nominal current I <sub>N</sub>	22 A (the maximum load current must not be exceeded by the total current of all connected conductors)
Nominal voltage U <sub>N</sub>	500 V
Open side panel	ja
Shock protection test specification	DIN EN 50274 (VDE 0660-514):2002-11
Back of the hand protection	guaranteed
Finger protection	guaranteed
Surge voltage test setpoint	7.3 kV
Result of surge voltage test	Test passed
Power frequency withstand voltage setpoint	1.89 kV
Result of power-frequency withstand voltage test	Test passed
Checking the mechanical stability of terminal points (5 x conductor connection)	Test passed
Bending test rotation speed	10 rpm
Bending test turns	135
Bending test conductor cross section/weight	0.14 mm <sup>2</sup> / 0.2 kg
	2.5 mm <sup>2</sup> / 0.7 kg
	4 mm <sup>2</sup> / 0.9 kg
Result of bending test	Test passed
Conductor cross section tensile test	0.14 mm <sup>2</sup>
Tractive force setpoint	10 N
Conductor cross section tensile test	2.5 mm <sup>2</sup>
Tractive force setpoint	50 N
Conductor cross section tensile test	4 mm <sup>2</sup>
Tractive force setpoint	60 N
Tensile test result	Test passed
Tight fit on carrier	NS 35
Setpoint	1 N
Result of tight fit test	Test passed

## Double-level terminal block - PTTB 2,5 - 3210567

### Technical data

#### General

Requirements, voltage drop	≤ 3.2 mV
Result of voltage drop test	Test passed
Temperature-rise test	Test passed
Conductor cross section short circuit testing	2.5 mm <sup>2</sup>
Short-time current	0.3 kA
Conductor cross section short circuit testing	4 mm <sup>2</sup>
Short-time current	0.48 kA
Short circuit stability result	Test passed
Ageing test for screwless modular terminal block temperature cycles	192
Result of aging test	Test passed
Proof of thermal characteristics (needle flame) effective duration	30 s
Result of thermal test	Test passed
Test specification, oscillation, broadband noise	DIN EN 50155 (VDE 0115-200):2008-03
Test spectrum	Service life test category 1, class B, body mounted
Test frequency	f <sub>1</sub> = 5 Hz to f <sub>2</sub> = 150 Hz
ASD level	1.857 (m/s <sup>2</sup> ) <sup>2</sup> /Hz
Acceleration	0.8g
Test duration per axis	5 h
Test directions	X-, Y- and Z-axis
Oscillation, broadband noise test result	Test passed
Test specification, shock test	DIN EN 50155 (VDE 0115-200):2008-03
Shock form	Half-sine
Acceleration	5 g
Shock duration	30 ms
Number of shocks per direction	3
Test directions	X-, Y- and Z-axis (pos. and neg.)
Shock test result	Test passed
Temperature index, insulating material (DIN EN 60216-1 (VDE 0304-21))	125 °C
Static insulating material application in cold	-60 °C

#### Dimensions

Width	5.2 mm
Length	68 mm
Height NS 35/7,5	47.5 mm
Height NS 35/15	55 mm

#### Connection data

Connection method	Push-in connection
-------------------	--------------------

## Double-level terminal block - PTTB 2,5 - 3210567

### Technical data

#### Connection data

Conductor cross section solid min.	0.14 mm <sup>2</sup>
Conductor cross section solid max.	4 mm <sup>2</sup>
Conductor cross section stranded min.	0.14 mm <sup>2</sup>
Conductor cross section stranded max.	2.5 mm <sup>2</sup>
Conductor cross section AWG/kcmil min.	26
Conductor cross section AWG/kcmil max.	12
Conductor cross section stranded, with ferrule without plastic sleeve min.	0.14 mm <sup>2</sup>
Conductor cross section stranded, with ferrule without plastic sleeve max.	2.5 mm <sup>2</sup>
Conductor cross section stranded, with ferrule with plastic sleeve min.	0.14 mm <sup>2</sup>
Conductor cross section stranded, with ferrule with plastic sleeve max.	2.5 mm <sup>2</sup>
2 conductors with same cross section, stranded, TWIN ferrules with plastic sleeve, max.	0.5 mm <sup>2</sup>
Minimum stripping length	8 mm
Maximum stripping length	10 mm
Internal cylindrical gage	A3

### Classifications

#### eCl@ss

eCl@ss 4.0	27141121
eCl@ss 4.1	27141121
eCl@ss 5.0	27141120
eCl@ss 5.1	27141120
eCl@ss 6.0	27141120
eCl@ss 7.0	27141120
eCl@ss 8.0	27141120

#### ETIM

ETIM 2.0	EC000897
ETIM 3.0	EC000897
ETIM 4.0	EC000897
ETIM 5.0	EC000897

#### UNSPSC

UNSPSC 6.01	30211811
UNSPSC 7.0901	39121410
UNSPSC 11	39121410
UNSPSC 12.01	39121410

# Double-level terminal block - PTTB 2,5 - 3210567

## Classifications

### UNSPSC

UNSPSC 13.2	39121410
-------------	----------

## Approvals

### Approvals

#### Approvals


CSA / UL Recognized / VDE Zeichengenehmigung / cUL Recognized / LR / RS / ABS / NK / IECCEB CB Scheme / BV / EAC / GL / NK / cULus Recognized


#### Ex Approvals

ATEX / IECEx

#### Approvals submitted


## Approval details

CSA 			
	B	C	D
mm <sup>2</sup> /AWG/kcmil	26-12	26-12	26-12
Nominal current I <sub>N</sub>	20 A	20 A	5 A
Nominal voltage U <sub>N</sub>	300 V	300 V	600 V


UL Recognized 			
	B	C	D
mm <sup>2</sup> /AWG/kcmil	26-12	26-12	26-12
Nominal current I <sub>N</sub>	20 A	20 A	5 A
Nominal voltage U <sub>N</sub>	300 V	300 V	600 V

# Double-level terminal block - PTTB 2,5 - 3210567

## Approvals

VDE Zeichengenehmigung 

mm <sup>2</sup> /AWG/kcmil	0.2-4.0
Nominal current I <sub>N</sub>	22 A
Nominal voltage U <sub>N</sub>	500 V

cUL Recognized 


	B	C	D
mm <sup>2</sup> /AWG/kcmil	26-12	26-12	26-12
Nominal current I <sub>N</sub>	20 A	20 A	5 A
Nominal voltage U <sub>N</sub>	300 V	300 V	600 V

LR

RS

ABS

NK

IECEE CB Scheme 

mm <sup>2</sup> /AWG/kcmil	0.2-4.0
Nominal current I <sub>N</sub>	22 A
Nominal voltage U <sub>N</sub>	500 V

BV

EAC

GL

## Double-level terminal block - PTTB 2,5 - 3210567

### Approvals

NK

cULus Recognized  US

### Drawings

Circuit diagram

