



Chipsmall Limited consists of a professional team with an average of over 10 year of expertise in the distribution of electronic components. Based in Hongkong, we have already established firm and mutual-benefit business relationships with customers from,Europe,America and south Asia,supplying obsolete and hard-to-find components to meet their specific needs.

With the principle of “Quality Parts,Customers Priority,Honest Operation,and Considerate Service”,our business mainly focus on the distribution of electronic components. Line cards we deal with include Microchip,ALPS,ROHM,Xilinx,Pulse,ON,Everlight and Freescale. Main products comprise IC,Modules,Potentiometer,IC Socket,Relay,Connector.Our parts cover such applications as commercial,industrial, and automotives areas.

We are looking forward to setting up business relationship with you and hope to provide you with the best service and solution. Let us make a better world for our industry!



Contact us

Tel: +86-755-8981 8866 Fax: +86-755-8427 6832

Email & Skype: info@chipsmall.com Web: www.chipsmall.com

Address: A1208, Overseas Decoration Building, #122 Zhenhua RD., Futian, Shenzhen, China





AMPLI-BOND

Product Facts

- Designed to accommodate wire gauges 8 AWG through 4/0 AWG
- The first large wire terminal to feature vinyl insulation bonded to the terminal sleeve
- Terminals for wire sizes 8 AWG through 4/0 AWG meet the requirements of MIL-T-7928, Type II, Class 2
- Precision-engineered terminal offering the heavy-duty wire user uniformly high quality connections with permanent insulation support and protection against flash over
- Applied in a single effort-less operation with the AMP DYNA-CRIMP tool

Why Bonding?

- Terminal insulators need to withstand intense crimping pressures necessary for today's high wire-to-terminal contact requirements
- Bonded insulation transmits this pressure evenly to the center of the crimp area
- A positive bond allows for uniform insulation thickness, maintains proper dielectric and tensile values and controls the extrusion of plastic under the crimping dies in the finished connection

The Crimp

- Because both wire and terminal are confined over a greater area during the crimp, a homogeneous mass is achieved
- Crimp is applied gradually to encourage full movement of the wire with minimum extrusion
- Compare this AMP method of applying pre-insulated solderless terminals to large gauge wires with the cumbersome mechanical fitting, brazing and manual insulating techniques still used in many plants

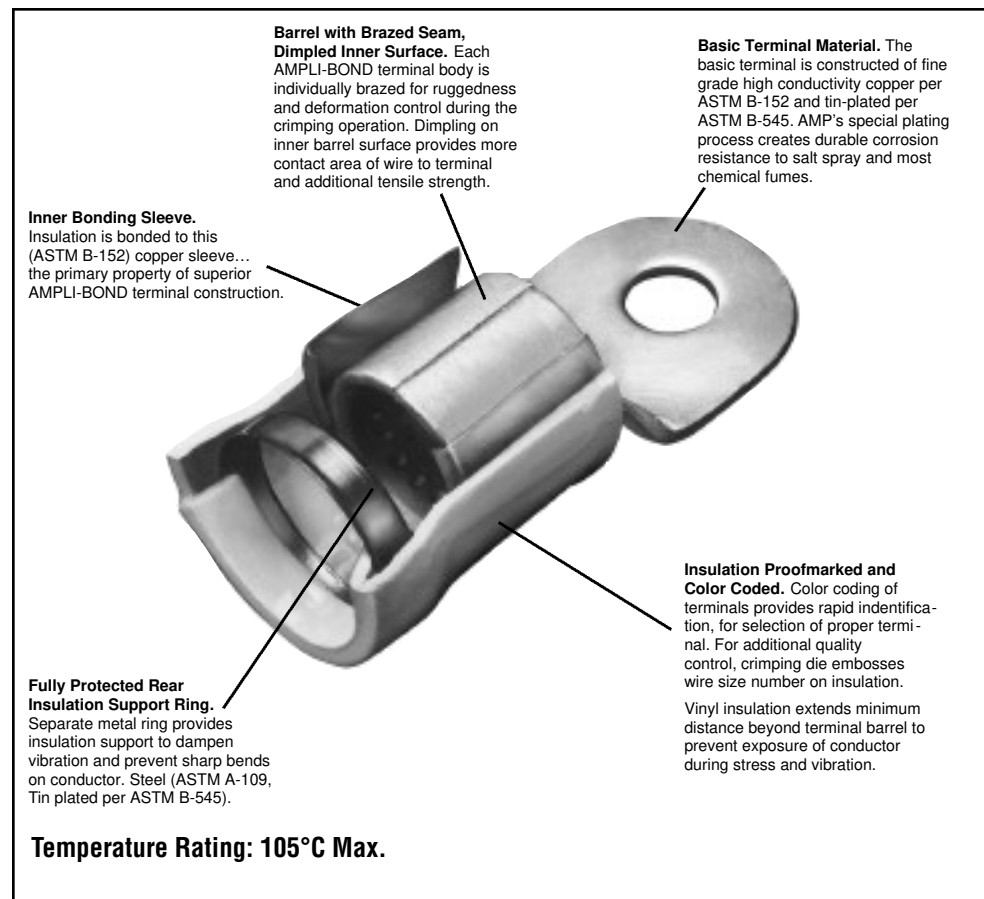


Table of Contents

Terminals

Ring Tongue 54-56

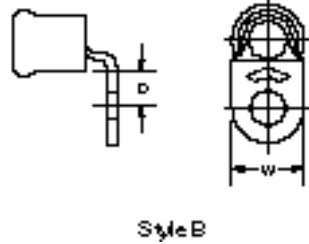
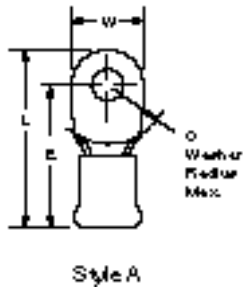
AMPLI-BOND Terminals meet or exceed the requirements of MIL-T-7928, Type II, Class 2.

Refer to AMP Qualified Products for Military Application, Catalog 73-159 for Military Specification Number to AMP Part Number cross reference.



AMPLI-BOND (Continued)

Ring Tongue Terminals



Material

Insulation — Vinyl
Terminal Body — Copper per ASTM B-152
Insulation Support Ring — Steel per ASTM A-109
Plating — Tin per ASTM B-545 except where noted.

Related Product Data

Insulation Color Code — pg. 4
Packaging Quantities — pg. 4
Performance Specifications — pgs. 4 & 5
Application Tooling — pg. 73

Wire Size Circular Mills [mm ²]	Tongue Material Thickness Max.	Stud Size	Style	Dimensions					Terminal Insulation Color	Wire Insulation Diameter Max.	Part Numbers			
				W	C	E Max.	L Max.	D Min.			Loose Piece	Tape Mounted		
8 13,100-20,800 [6.64-10.5]	.043 1.09	8 M4	A	.375	.544	1.359	1.549	—	Red	.298	330600	—		
				9.53	13.82	34.52	39.34	—	Red	7.57	322047	2-322047-2		
			B	.375	—	—	—	.318	Red	.298	54575-1	—		
				9.53	—	—	—	8.08	Red	7.57	54739-1	—		
			10	A	.375	.437	1.344	1.579	—	Red	.298	323974	—	
					9.53	11.10	34.14	40.11	—	Red	7.57	323197	—	
		A		.406	.218	1.125	1.328	—	Red	.298	322128	2-322128-2		
				10.31	5.54	28.58	33.73	—	Red	7.57	322154	—		
		B		.431	.437	1.344	1.562	—	Red	.377	322048	—		
				10.95	11.10	34.14	39.67	—	Red	9.58	322002	—		
		1/4 M6	.043 1.09	5/16 M8	A	.478	.437	1.344	1.586	—	Red	.298	322049	2-322049-5
						12.14	11.10	34.14	40.28	—	Red	7.57	2-322049-1 ¹	—
B	.478				.437	1.344	1.586	—	Red	.377	327268	—		
	12.14				11.10	34.14	40.28	—	Red	9.58	321669	—		
A	.587				.500	1.406	1.702	—	Red	.298	323869	—		
	14.91				12.70	35.71	43.23	—	Red	7.57	322003	—		
3/8 M12	A			.587	.500	1.406	1.702	—	Red	.377	328525	—		
				14.91	12.70	35.71	43.23	—	Red	9.58	322004	—		
	A			.875	.500	1.406	1.846	—	Red	.298	328463	—		
				22.23	12.70	35.71	46.89	—	Red	7.57	—	—		

¹Terminal body plating— Gold per MIL-G-45204 over Nickel per QQ-N-290.

AMPLI-BOND



AMPLI-BOND (Continued)

Ring Tongue Terminals

(Continued)

Wire Size Circular Mils [mm ²]	Tongue Material Thickness Max.	Stud Size	Style	Dimensions					Terminal Insulation Color	Wire Insulation Diameter Max.	Part Numbers	
				W	C	E Max.	L Max.	D Min.			Loose Piece	Tape Mounted
6 20,800-33,100 [10.5-16.8]	.048 1.22	10	A	.468 11.89	.421 10.69	1.490 37.85	1.727 43.87	—	Blue	.377 9.58	322153	—
				.500 12.70	.515 13.08	1.599 40.61	1.852 47.04	—	Blue	.377 9.58	322050	2-322050-1
		B	.500 12.70	—	—	—	.317 8.05	Blue	.377 9.58	322887	—	
		1/4 M6	A	.500 12.70	.515 13.08	1.599 40.61	1.852 47.04	—	Blue	.377 9.58	322051	2-322051-2
				.500 12.70	.515 13.08	1.599 40.61	1.852 47.04	—	Blue	.436 11.07	322155	—
		B	.500 12.70	—	—	—	.379 9.63	Blue	.377 9.58	322888	—	
5/16 M8	A	.625 15.88	.515 13.08	1.599 40.61	1.914 48.62	—	Blue	.377 9.58	322006*	2-322006-3		
3/8	A	.625 15.88	.515 13.08	1.599 40.61	1.914 48.62	—	Blue	.377 9.58	322007	2-322007-2		
4 33,100-52,600 [16.8-26.7]	.051 1.30	10	A	.546 13.87	.531 13.49	1.632 41.45	1.908 48.46	—	Yellow	.436 11.07	322052	1-322052-1
				.679 17.25	.531 13.49	1.632 41.45	1.974 50.14	—	Yellow	.436 11.07	322009	—
		1/4 M6	A	.546 13.87	.531 13.49	1.632 41.45	1.908 48.46	—	Yellow	.436 11.07	322053	—
				.546 13.87	.531 13.49	1.632 41.45	1.908 48.46	—	Yellow	.505 12.83	322156	—
		B	.679 17.25	.531 13.49	1.632 41.45	1.974 50.14	—	Yellow	.436 11.07	321671	—	
		B	.546 13.87	—	—	—	.377 9.58	Yellow	.436 11.07	322894	—	
		5/16 M8	A	.679 17.25	.531 13.49	1.632 41.45	1.974 50.14	—	Yellow	.436 11.07	322010	2-322010-4
		B	.679 17.25	—	—	—	.470 11.94	Yellow	.436 11.07	322897	—	
		3/8	A	.679 17.25	.531 13.49	1.632 41.45	1.974 50.14	—	Yellow	.436 11.07	322011	2-322011-5
				.679 17.25	—	—	—	.470 11.94	Yellow	.436 11.07	322898	—
		1/2 M12	A	.679 17.25	.531 13.49	1.632 41.45	1.974 50.14	—	Yellow	.436 11.07	328221	—
		2 52,600-83,700 [26.7-42.4]	.060 1.52	10	A	.711 18.06	.578 14.68	1.710 43.43	2.068 52.53	—	Red	.505 12.83
.711 18.06	.578 14.68					1.772 45.01	2.130 54.10	—	Red	.632 16.05	1-322122-0	—
1/4 M6	A			.675 17.15	.578 14.68	1.710 43.43	2.050 52.07	—	Red	.505 12.83	322125	—
				.675 17.15	.578 14.68	1.772 45.01	2.112 53.64	—	Red	.632 16.05	322157	—
B	A			.711 18.06	.578 14.68	1.710 43.43	2.068 52.53	—	Red	.505 12.83	322054	—
				.610 15.49	—	—	—	.343 8.71	Red	.505 12.83	52097	—
B	.675 17.15			—	—	—	.371 9.42	Red	.505 12.83	322900	—	
5/16 M8	A			.711 18.06	.578 14.68	1.710 43.43	2.068 52.53	—	Red	.505 12.83	322074	—
				.711 18.06	.578 14.68	1.772 45.01	2.130 54.10	—	Red	.632 16.05	326896	—
B	.711 18.06			—	—	—	.465 11.81	Red	.505 12.83	322134	—	

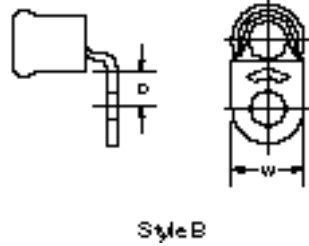
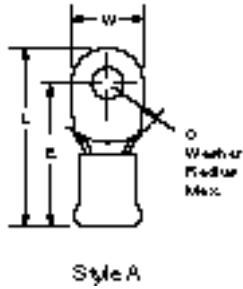
*Available in small packaging quantities.



AMPLI-BOND (Continued)

Ring Tongue Terminals

(Continued)



Material

Insulation — Vinyl
Terminal Body — Copper per ASTM B-152
Insulation Support Ring — Steel per ASTM A-109
Plating — Tin per ASTM B-545

Related Product Data

Insulation Color Code — pg. 4
Packaging Quantities — pg. 4
Performance Specifications — pgs. 4 & 5
Application Tooling — pg. 73

Wire Size Circular Mills [mm ²]	Tongue Material Thickness Max.	Stud Size	Style	Dimensions					Terminal Insulation Color	Wire Insulation Diameter Max.	Part Numbers	
				W	C	E Max.	L Max.	D Min.			Loose Piece	Tape Mounted
2 52,600-83,700 [26.7-42.4]	.060 1.52	3/8	A	.711	.578	1.710	2.068	—	Red	.505	322055	—
				18.06	14.68	43.43	52.53	—	Red	.632	324190	—
				18.06	14.68	45.01	54.10	—	Red	16.05	322014	—
			B	.855	.578	1.710	2.140	—	Red	.505	322014	—
				21.72	14.68	43.43	54.36	—	Red	12.83	322902	—
				18.06	—	—	—	.465 11.81	Red	12.83	322902	—
1/2 M12	A	.855	.578	1.710	2.140	—	Red	.505	322016	—		
		21.72	14.68	43.43	54.36	—	Red	12.83	322016	—		
1/0 83,700-119,500 [42.4-60.6]	.073 1.85	1/4 M6	A	.807	.625	2.063	2.469	—	Blue	.632	322085	—
				20.50	15.88	52.40	62.71	—	Blue	16.05	322085	—
		B	.807	—	—	—	.381 9.68	Blue	.632	322907	—	
			20.50	—	—	—	9.68	Blue	16.05	322907	—	
		5/16 M8	A	.807	.625	2.063	2.469	—	Blue	.632	322086	—
				20.50	15.88	52.40	62.71	—	Blue	16.05	322086	—
		A	.807	.625	2.063	2.469	—	Blue	.684	328526	—	
			20.50	15.88	52.40	62.71	—	Blue	17.37	328526	—	
		3/8	A	.807	.625	2.063	2.469	—	Blue	.632	322087	—
				20.50	15.88	52.40	62.71	—	Blue	16.05	322087	—
			B	.807	.625	2.063	2.469	—	Blue	.684	322173	—
				20.50	15.88	52.40	62.71	—	Blue	17.37	322173	—
1/2 M12	A	.875	.625	2.063	2.501	—	Blue	.632	321675	—		
		22.23	15.88	52.40	63.53	—	Blue	16.05	321675	—		
B	.807	—	—	—	.475 12.07	Blue	.632	322908	—			
	20.50	—	—	—	12.07	Blue	16.05	322908	—			
2/0 119,500-150,500 [60.6-76.3]	.083 2.11	5/16 M8	A	.926	.625	2.084	2.540	—	Yellow	.684	322089	—
				23.52	15.88	52.93	64.52	—	Yellow	17.37	322089	—
		3/8	A	.926	.625	2.084	2.540	—	Yellow	.684	322090	—
				23.52	15.88	52.93	64.52	—	Yellow	17.37	322090	—
		B	.926	—	—	—	.470 11.94	Yellow	.684	322915	—	
			23.52	—	—	—	11.94	Yellow	17.37	322915	—	
1/2 M12	A	.926	.625	2.084	2.540	—	Yellow	.684	322092	—		
		23.52	15.88	52.93	64.52	—	Yellow	17.37	322092	—		
3/0 150,000-190,000 [76.3-96.3]	.094 2.39	5/16 M8	A	1.020	.625	2.166	2.669	—	Red	.737	322093	—
				25.91	15.88	55.02	67.79	—	Red	18.72	322093	—
		3/8	A	1.020	.625	2.166	2.669	—	Red	.737	322094	—
				25.91	15.88	55.02	67.79	—	Red	18.72	322094	—
		B	1.062	.625	2.166	2.697	—	Red	.737	322059	—	
			26.97	15.88	55.02	68.50	—	Red	18.72	322059	—	
1/2 M12	A	1.020	—	—	—	.465 11.81	Red	.737	322919	—		
		25.91	—	—	—	11.81	Red	18.72	322919	—		
1/2 M12	A	1.062	.625	2.166	2.697	—	Red	.737	322060	—		
		26.97	15.88	55.02	68.50	—	Red	18.72	322060	—		
4/0 190,000-231,000 [96.3-117]	.105 2.67	3/8	A	1.140	.625	2.203	2.766	—	Blue	.799	322061	—
				28.96	15.88	55.96	70.26	—	Blue	20.29	322061	—
1/2 M12	A	1.140	.625	2.203	2.766	—	Blue	.799	322062	—		
		28.96	15.88	55.96	70.26	—	Blue	20.29	322062	—		

AMPLI-BOND



PLASTI-BOND

Product Facts

- Bonded insulation
- Abbreviated copper support sleeve (does not extend beyond end of wire barrel)
- Special insulation colors
- Designed with signal in mind
- Designed not to slip or fall off due to heat cycling or vibration
- Fast accurate product and wire identification
- Low profile
- Meets the requirements of AAR (Association of American Railroads signal manual)
- Accommodates wire gauges 20 AWG through 10 AWG


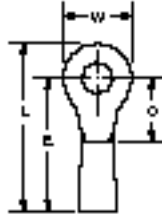


Table of Contents

Terminals

Ring Tongue and Tooling 58

**PLASTI-BOND** (Continued)**Ring Tongue Terminals****Material**

Insulation — Vinyl
Terminal Body and Metallic Sleeve — Copper per ASTM B-152
Plating — Tin per ASTM B-545

Related Product Data

Insulation Color Code — pg. 4
Packaging Quantities — pg. 4
Performance Specifications — pgs. 4 & 5
Application Tooling — shown below

Wire Size Circular Mills [mm ²]	Tongue Material Thickness Max.	Stud Size	Dimensions				Terminal Insulation Color	Wire Insulation Diameter Max.	Part Numbers	
			W	C Min.	E Max.	L Max.			Loose Piece	
20-16HD ¹ 992-2,800 [0.50-1.42]	.042 1.07	14	.469	.312	.744	.983	Green	.170 4.32	36273	
			.469	.312	.744	.983			320699	
16-14 2,050-5,180 [1.04-2.62]	.033 0.84	14	.468	.312	.744	.981	Blue	.190 4.83	35626	
16-14HD ¹ 2,050-5,180 [1.04-2.62]	.050 1.27	1/4 M6	.500	.344	.947	1.200			Yellow	.215 5.46
12-10 5,180-13,100 [2.62-6.64]	.042 1.07	1/4 M6	.500	.344	.947	1.200	Black	.230 5.84		
			.500	.344	.947	1.200			2-35627-1	

¹Heavy duty for extra mechanical strength.

Note: "C" dimension applies from edge of metal wire barrel to center of stud hole.

Tooling

Tool Part No. 47387
(20-16 HD, 16-14)



Tool Part No. 59239-4
(12-10 .250 EXP.)