



Chipsmall Limited consists of a professional team with an average of over 10 year of expertise in the distribution of electronic components. Based in Hongkong, we have already established firm and mutual-benefit business relationships with customers from,Europe,America and south Asia,supplying obsolete and hard-to-find components to meet their specific needs.

With the principle of "Quality Parts,Customers Priority,Honest Operation,and Considerate Service",our business mainly focus on the distribution of electronic components. Line cards we deal with include Microchip,ALPS,ROHM,Xilinx,Pulse,ON,Everlight and Freescale. Main products comprise IC,Modules,Potentiometer,IC Socket,Relay,Connector.Our parts cover such applications as commercial,industrial, and automotives areas.

We are looking forward to setting up business relationship with you and hope to provide you with the best service and solution. Let us make a better world for our industry!




Contact us

Tel: +86-755-8981 8866 Fax: +86-755-8427 6832

Email & Skype: info@chipsmall.com Web: www.chipsmall.com

Address: A1208, Overseas Decoration Building, #122 Zhenhua RD., Futian, Shenzhen, China





Features

- Surface Mount 3 mm Square / Multiturn Cermet / Industrial / Sealed
- Sealed to withstand standard board wash processing
- Pick and place centering design for automated placement compatibility
- Flush adjustment screw
- Meets EIA/EIAJ/IPC/VECI SMD standard trimmer footprint
- Top and side adjust
- RoHS compliant* - see [processing information](#) on RoHS compliant surface mount trimmers
- For trimmer applications/processing guidelines, [click here](#)

3223 - 3 mm SMD Trimpot® Trimming Potentiometer

Electrical Characteristics

Standard Resistance Range 10 ohms to 2 megohms
 (see standard resistance table)
 Resistance Tolerance ±20 % std.
 Absolute Minimum Resistance 1 % or 3 ohms max.
 (whichever is greater)
 Contact Resistance Variation 3 % or 3 ohms max.
 (whichever is greater)
 Resolution Essentially infinite
 Insulation Resistance 500 VDC
 100 megohms min.
 Dielectric Strength
 Sea Level 600 VAC (1 minute)
 Adjustment Angle 11 turns nom.

Environmental Characteristics

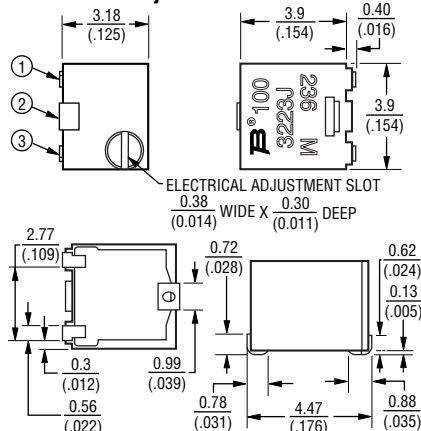
Power Rating (200 volts max.)
 70 °C 0.125 watt
 150 °C 0 watt
 Temperature Range ... -65 °C to +150 °C
 Temperature Coefficient ... ±100 ppm/°C
 Seal Test ..85 °C Fluorinert†/60 seconds
 HumidityMIL-STD-202 Method 106
 TRS ±3 %; IR 10 megohms
 Vibration20 G TRS ±1 %; VRS ±1 %
 Shock 100 G TRS ±1 %; VRS ±1 %
 Load Life
@ 70 °C rated power 1000 hours
 CRV 4 ohms or 4 %
 (whichever is greater)
 Rotational Cycling200 cycles
 CRV 4 ohms or 4 %
 (whichever is greater)
 Thermal Shock5 cycles
 TRS ±2 %; VRS ±2 %

Physical Characteristics

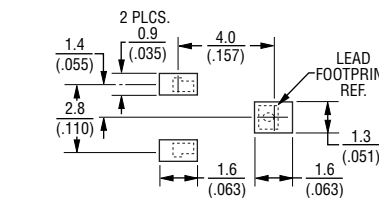
Mechanical Stop Wiper idles
 Torque 2.50 oz-in. max
 Weight Approximately 0.01 oz.
 Marking Manufacturer's code,
 resistance code and date code
 Solderability Per MIL-STD-202,
 Method 208
 Wiper 50 % (Actual TR) ±10 %
 Flammability UL94V-0
 Adjustment Tool H-92-1

Product Dimensions

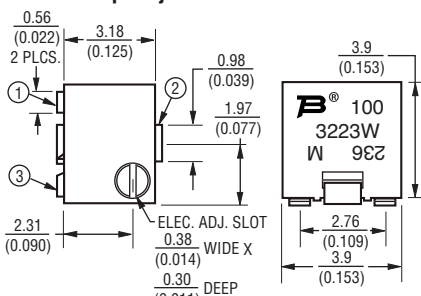
3223J Side Adjust



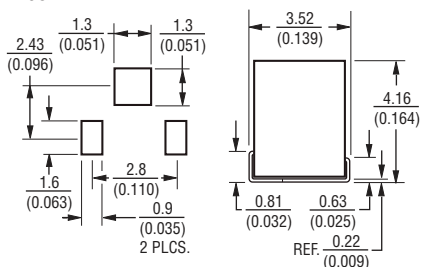
RECOMMENDED LAND PATTERN



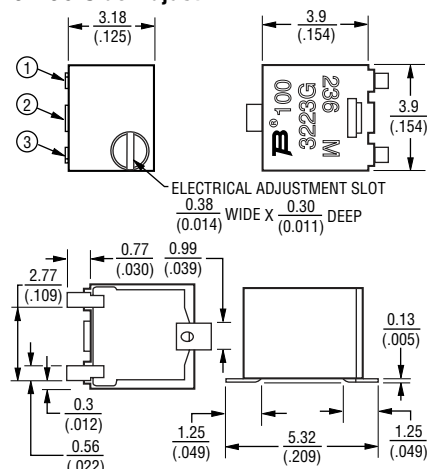
3223W Top Adjust



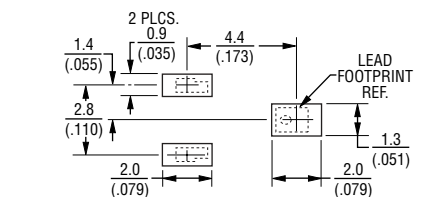
RECOMMENDED LAND PATTERN



3223G Side Adjust

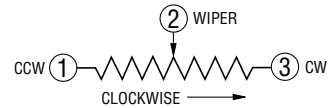


RECOMMENDED LAND PATTERN



DIMENSIONS: MM
 (INCHES)

TOLERANCES: 0.25
 (.010) EXCEPT WHERE NOTED



How To Order

3223 W - 1 - 502 E

Model _____
 Style _____
 Standard Product Indicator
 - 1 = IR Reflow (Standard)
 Resistance Code _____
 Embossed Tape Designator
 E = 500 pcs./7 " Reel (Standard)
 Tape and reel material meets Antistatic ANSI/
 ESD 5541-2003 packaging standards.

*RoHS Directive 2002/95/EC Jan. 27, 2003 including annex and RoHS Recast 2011/65/EU June 8, 2011.

†"Fluorinert" is a registered trademark of 3M Co.

Specifications are subject to change without notice.

The device characteristics and parameters in this data sheet can and do vary in different applications and actual device performance may vary over time.

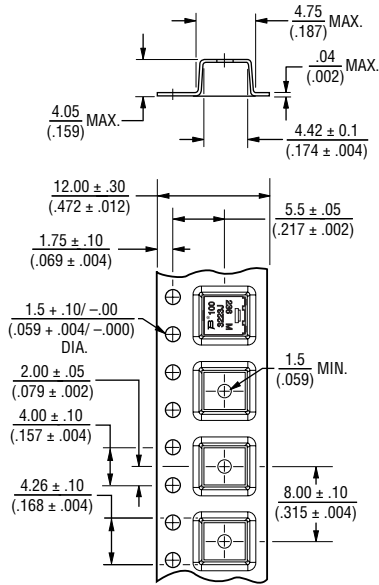
Users should verify actual device performance in their specific applications.

3223 - 3 mm SMD Trimpot® Trimming Potentiometer

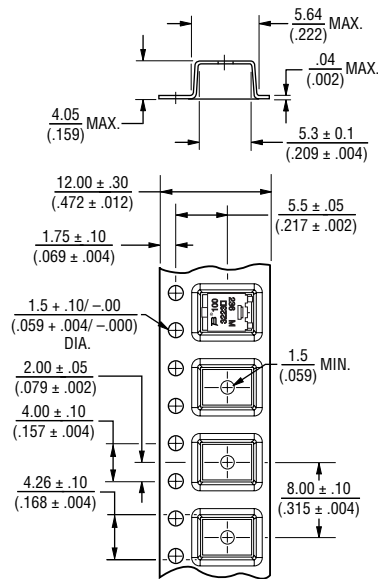
BOURNS®

Packaging Specifications

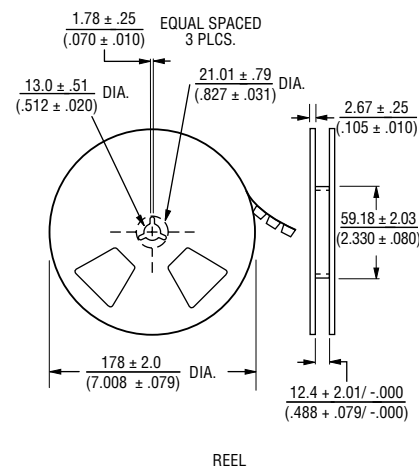
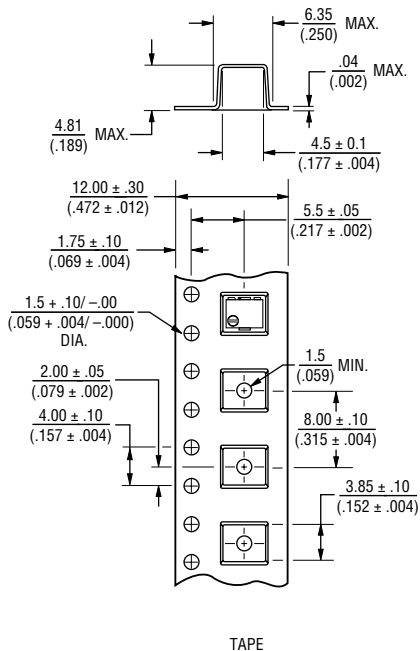
J Style



G Style



W Style



Cover tape peel strength: Meets EIA specification 481.

DIMENSIONS: $\frac{\text{MM}}{\text{(INCHES)}}$

Standard Resistance Table

Resistance (Ohms)	Resistance Code
10	100
20	200
50	500
100	101
200	201
500	501
1,000	102
2,000	202
5,000	502
10,000	103
20,000	203
50,000	503
100,000	104
200,000	204
500,000	504
1,000,000	105
2,000,000	205

Popular values listed in boldface. Consult factory for special resistances.

REV. 05/16

"Trimpot" is a registered trademark of Bourns, Inc. Specifications are subject to change without notice. The device characteristics and parameters in this data sheet can and do vary in different applications and actual device performance may vary over time. Users should verify actual device performance in their specific applications.