



Chipsmall Limited consists of a professional team with an average of over 10 year of expertise in the distribution of electronic components. Based in Hongkong, we have already established firm and mutual-benefit business relationships with customers from,Europe,America and south Asia,supplying obsolete and hard-to-find components to meet their specific needs.

With the principle of "Quality Parts,Customers Priority,Honest Operation,and Considerate Service",our business mainly focus on the distribution of electronic components. Line cards we deal with include Microchip,ALPS,ROHM,Xilinx,Pulse,ON,Everlight and Freescale. Main products comprise IC,Modules,Potentiometer,IC Socket,Relay,Connector.Our parts cover such applications as commercial,industrial, and automotives areas.

We are looking forward to setting up business relationship with you and hope to provide you with the best service and solution. Let us make a better world for our industry!



Contact us

Tel: +86-755-8981 8866 Fax: +86-755-8427 6832

Email & Skype: info@chipsmall.com Web: www.chipsmall.com

Address: A1208, Overseas Decoration Building, #122 Zhenhua RD., Futian, Shenzhen, China



Feed-through terminal block - BT 3,5 - 3281124

Please be informed that the data shown in this PDF Document is generated from our Online Catalog. Please find the complete data in the user's documentation. Our General Terms of Use for Downloads are valid (<http://phoenixcontact.com/download>)




Feed-through terminal block, nom. voltage: 690 V, nominal current: 32 A, connection method: Ring cable lug, number of connections: 2, width: 10 mm, color: black, mounting type: NS 35/7,5, NS 35/15

Why buy this product

- Convenient ring cable lug connection thanks to the screw connection principle with spring-guided screw; maintenance-free with integrated screw locking
- Easy potential distribution with time-saving jumper system
- Safety for users thanks to integrated shock protection
- Maximum overview thanks to extensive marking and labeling of every terminal point
- Reduction in logistics costs with the uniform CLIPLINE complete system accessories

Key Commercial Data

Packing unit	50 STK
Minimum order quantity	50 STK
GTIN	 4 055626 119113
GTIN	4055626119113

Technical data

General

Number of levels	1
Number of connections	2
Potentials	1
Nominal cross section	4 mm ²
Color	black
Insulating material	PC
Flammability rating according to UL 94	V0
Rated surge voltage	6 kV
Degree of pollution	3
Overvoltage category	III

Feed-through terminal block - BT 3,5 - 3281124

Technical data

General

Insulating material group	IIIa
Maximum power dissipation for nominal condition	1.02 W
Ambient temperature (operation)	-40 °C ... 110 °C
Maximum load current	32 A
Nominal current I_N	32 A
Nominal voltage U_N	690 V
Open side panel	Yes
Shock protection test specification	DIN EN 50274 (VDE 0660-514):2002-11
Back of the hand protection	guaranteed
Finger protection	guaranteed
Result of surge voltage test	Test passed
Surge voltage test setpoint	7.3 kV
Result of power-frequency withstand voltage test	Test passed
Power frequency withstand voltage setpoint	1.89 kV
Result of the test for mechanical stability of terminal points (5 x conductor connection)	Test passed
Result of bending test	Test passed
Bending test rotation speed	10 rpm
Bending test turns	135
Bending test conductor cross section/weight	0.5 mm ² / 0.3 kg
	4 mm ² / 0.9 kg
Tensile test result	Test passed
Conductor cross section tensile test	0.5 mm ²
Tractive force setpoint	20 N
Conductor cross section tensile test	4 mm ²
Tractive force setpoint	60 N
Conductor cross section tensile test	3.5 mm ²
Tractive force setpoint	60 N
Result of tight fit on support	Test passed
Tight fit on carrier	NS 35
Setpoint	1 N
Result of voltage-drop test	Test passed
Requirements, voltage drop	≤ 3.2 mV
Result of temperature-rise test	Test passed
Short circuit stability result	Test passed
Conductor cross section short circuit testing	4 mm ²
Short-time current	0.48 kA
Conductor cross section short circuit testing	3.5 mm ²
Short-time current	0.42 kA
Result of thermal test	Test passed
Proof of thermal characteristics (needle flame) effective duration	30 s

Feed-through terminal block - BT 3,5 - 3281124

Technical data

General

Oscillation, broadband noise test result	Test passed
Test specification, oscillation, broadband noise	DIN EN 50155 (VDE 0115-200):2008-03
Test spectrum	Service life test category 2, bogie-mounted
Test frequency	$f_1 = 5 \text{ Hz}$ to $f_2 = 250 \text{ Hz}$
ASD level	$6.12 \text{ (m/s}^2\text{)}^2\text{/Hz}$
Acceleration	3.12 g
Test duration per axis	5 h
Test directions	X-, Y- and Z-axis
Shock test result	Test passed
Test specification, shock test	DIN EN 50155 (VDE 0115-200):2008-03
Shock form	Half-sine
Acceleration	30g
Shock duration	18 ms
Test directions	X-, Y- and Z-axis (pos. and neg.)
Temperature index of insulation material (DIN EN 60216-1 (VDE 0304-21))	130 °C

Dimensions

Width	10 mm
Length	46 mm
Height NS 35/7,5	38.2 mm
Height NS 35/15	45.7 mm

Connection data

Connection method	Ring cable lug
Connection in acc. with standard	IEC 60947-7-1
Conductor cross section flexible min.	0.14 mm ²
Conductor cross section flexible max.	4 mm ²
Min. AWG conductor cross section, flexible	26
Max. AWG conductor cross section, flexible	10
Cable lug connection according to standard	DIN 46234
Min. cross section for cable lug connection	0.14 mm ²
Max. cross section for cable lug connection	4 mm ²
AWG min	26
AWG max	10
Hole diameter, min.	4.3 mm
Cable lug width, max.	8.8 mm
Bolt diameter	4 mm
Screw thread	M4
Tightening torque, min	1.4 Nm
Tightening torque max	2 Nm
Screw thread	M4

Feed-through terminal block - BT 3,5 - 3281124

Technical data

Connection data

Tightening torque, min	1.4 Nm
Tightening torque max	2 Nm

Connection data (JIS standard)

Connection method	Ring cable lug
Connection in acc. with standard	JIS 8207-7-1
Single-wire/terminal point, solid diameter min.	0.5 mm
Single-wire/terminal point, solid diameter max.	2 mm
Conductor cross section flexible min.	0.5 mm ²
Conductor cross section flexible max.	3.5 mm ²
Cable lug connection according to standard	JIS 8207-7-1
Min. cross section for cable lug connection	0.5 mm ²
Max. cross section for cable lug connection	3.5 mm ²
Hole diameter, min.	4.3 mm
Cable lug width, max.	8.8 mm
Bolt diameter	4 mm
Screw thread	M4
Tightening torque, min	1.4 Nm
Tightening torque max	2 Nm
Nominal current I _N	30 A
Maximum load current	30 A
Nominal voltage U _N	600 V

Standards and Regulations

Connection in acc. with standard	IEC 60947-7-1
Flammability rating according to UL 94	V0

Environmental Product Compliance

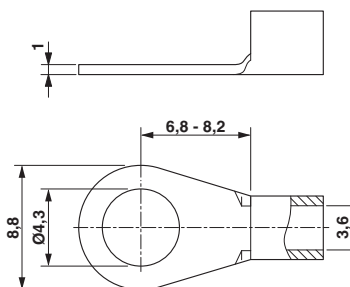
China RoHS	Environmentally friendly use period: unlimited = EFUP-e
	No hazardous substances above threshold values

Drawings

Circuit diagram

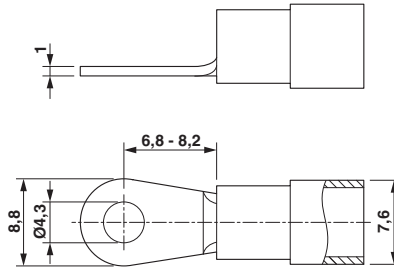


Dimensional drawing



Feed-through terminal block - BT 3,5 - 3281124

Dimensional drawing



Approvals

Approvals

Approvals

UL Recognized / cUL Recognized / DNV GL / CSA / cULus Recognized

Ex Approvals

Approval details

UL Recognized		http://database.ul.com/cgi-bin/XYV/template/LISEXT/1FRAME/index.htm	FILE E 60425
	B	C	
Nominal voltage UN	600 V	600 V	
Nominal current IN	30 A	30 A	
mm ² /AWG/kcmil	26-12	26-12	


cUL Recognized		http://database.ul.com/cgi-bin/XYV/template/LISEXT/1FRAME/index.htm	FILE E 60425
	B	C	
Nominal voltage UN	600 V	600 V	
Nominal current IN	30 A	30 A	
mm ² /AWG/kcmil	26-12	26-12	

DNV GL	http://exchange.dnv.com/tari/	TAE0001S2
--------	---	-----------

Feed-through terminal block - BT 3,5 - 3281124

Approvals

CSA		http://www.csagroup.org/services-industries/product-listing/	13631
	B	C	
Nominal voltage UN	600 V	600 V	
Nominal current IN	30 A	30 A	
mm ² /AWG/kcmil	26-10	26-10	

cULus Recognized		http://database.ul.com/cgi-bin/XYV/template/LISEXT/1FRAME/index.htm
------------------	---	---

Phoenix Contact 2018 © - all rights reserved
<http://www.phoenixcontact.com>

PHOENIX CONTACT GmbH & Co. KG
Flachsmarktstr. 8
32825 Blomberg
Germany
Tel. +49 5235 300
Fax +49 5235 3 41200
<http://www.phoenixcontact.com>