



Chipsmall Limited consists of a professional team with an average of over 10 year of expertise in the distribution of electronic components. Based in Hongkong, we have already established firm and mutual-benefit business relationships with customers from,Europe,America and south Asia,supplying obsolete and hard-to-find components to meet their specific needs.

With the principle of “Quality Parts,Customers Priority,Honest Operation,and Considerate Service”,our business mainly focus on the distribution of electronic components. Line cards we deal with include Microchip,ALPS,ROHM,Xilinx,Pulse,ON,Everlight and Freescale. Main products comprise IC,Modules,Potentiometer,IC Socket,Relay,Connector.Our parts cover such applications as commercial,industrial, and automotives areas.

We are looking forward to setting up business relationship with you and hope to provide you with the best service and solution. Let us make a better world for our industry!



Contact us

Tel: +86-755-8981 8866 Fax: +86-755-8427 6832

Email & Skype: info@chipsmall.com Web: www.chipsmall.com

Address: A1208, Overseas Decoration Building, #122 Zhenhua RD., Futian, Shenzhen, China





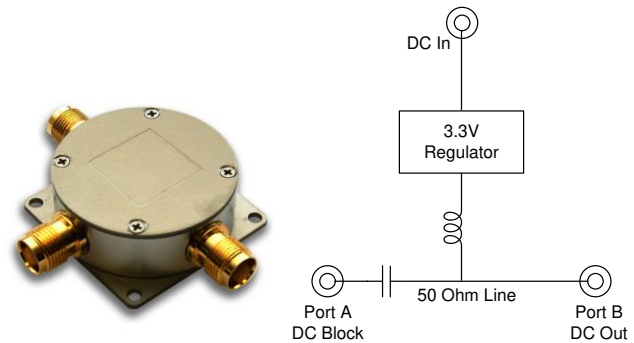
TW154 Regulated 0.5 to 3GHz, 3.3V Bias-Tee

The TW154 is a professional grade wideband Bias-Tee for injecting DC voltages onto coaxial lines. The regulated output voltage and the high output current makes this bias-tee highly suitable for many active antennas and amplifiers. It is useable at higher frequencies with higher insertion loss (see data below).

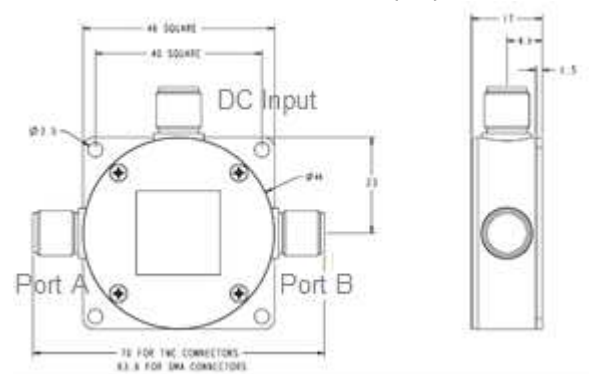
The TW154 is housed in a robust RF sealed, weatherproof (IP67) clear anodized aluminum enclosure and is available with 3 x SMA or TNC Jack connectors.

Applications

- L-Band Signal Distribution
- GNSS (GPS/GLONASS) Signal Distribution



TW154 Dimensions (mm)



Features

- Low insertion loss: less than 1 dB at 3 GHz.
- Regulated output voltage: 3.3 VDC
- VSWR: <1.3 @ 3 GHz
- Operating frequency: 0.5 to 3 GHz
- Wide input voltage range: 3.6 to 10 VDC**
- High current output: 350 mA**
- RF sealed, clear anodized aluminum enclosure
- IP67 compliant (TNC Jack connector only)
- SMA or TNC Jack connectors
- RoHS compliant

Benefits

- Compact form factor
- Allows the use of an external power supply
- Fits in line with antenna cable
- Robust design
- Suitable for harsh environments
- Industrial temperature range: -40 to 85 °C

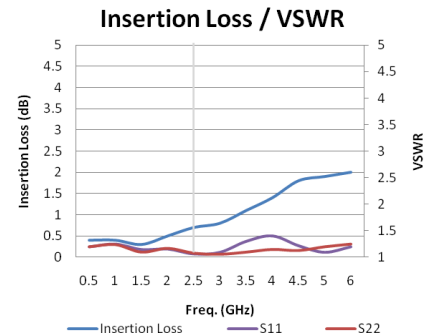


TW154 Regulated 0.5 to 3GHz, 3.3V Bias-Tee Specifications

VCC=5V, over full bandwidth, T=25 °C

Electrical

- Operational Frequency 0.5 to 3 GHz
- VSWR (50Ω) <1.3 @ 3 GHz
- Insertion Loss <1 dB at 3 GHz.
- Supply Current <101 mA at Iout=100 mA
- Output Current* up to 350 mA
- Input Supply Voltage** 3.6 to 10 VDC
- Output Voltage 3.3 VDC ± 2.5%
- Quiescent Current (no load) @Vin=10V <250 µA



* The output current limit should be de-rated to restrict the maximum power dissipated with and should be calculated as $I_{max} \leq (125 - T_{amb}) / (70 * (V_{in} - V_o))$.

** The drop-out voltage of the TW154 Bias-Tee is ≤ 0.15 V at Iout =100 mA and ≤ 0.6 V at Iout=350 mA

Mechanicals

- Size 1.81" L x 1.81" W x 0.669" H (46 mm L x 46 mm W x 17 mm H)
- Weight 100 g (0.22 lbs)
- Connectors SMA Jack or TNC Jack
- DC Connector SMA jack or TNC Jack
- Operating Temp. Range -40 to +85 °C
- Enclosure Clear anodized aluminum
- Environmental RoHS, and IP67 compliant (32-0154-2 only)
- Warranty One year - parts and labour

Ordering Information

- TW154 Bias-Tee with SMA Jack connector (for internal use) 32-0154-0
- TW154 Bias-Tee with TNC Jack connector (for internal use) 32-0154-1
- TW154 Bias-Tee with TNC Jack connector (for external use) 32-0154-2

Please contact Tallysman Wireless for additional information

Tallysman Wireless Inc

36 Steacie Drive
 Ottawa ON K2K 2A9 Canada
 Tel 613 591 3131 Fax 613 591 3121
sales@tallysman.com

The information provided herein is intended as a guide only and is subject to change without notice. This document is not to be regarded as a guarantee of performance. Tallysman Wireless Inc. hereby disclaims any or all warranties and liabilities of any kind. © 2010 Tallysman Wireless Inc. All rights reserved.