



Chipsmall Limited consists of a professional team with an average of over 10 year of expertise in the distribution of electronic components. Based in Hongkong, we have already established firm and mutual-benefit business relationships with customers from,Europe,America and south Asia,supplying obsolete and hard-to-find components to meet their specific needs.

With the principle of "Quality Parts,Customers Priority,Honest Operation,and Considerate Service",our business mainly focus on the distribution of electronic components. Line cards we deal with include Microchip,ALPS,ROHM,Xilinx,Pulse,ON,Everlight and Freescale. Main products comprise IC,Modules,Potentiometer,IC Socket,Relay,Connector.Our parts cover such applications as commercial,industrial, and automotives areas.

We are looking forward to setting up business relationship with you and hope to provide you with the best service and solution. Let us make a better world for our industry!



Contact us

Tel: +86-755-8981 8866 Fax: +86-755-8427 6832

Email & Skype: info@chipsmall.com Web: www.chipsmall.com

Address: A1208, Overseas Decoration Building, #122 Zhenhua RD., Futian, Shenzhen, China





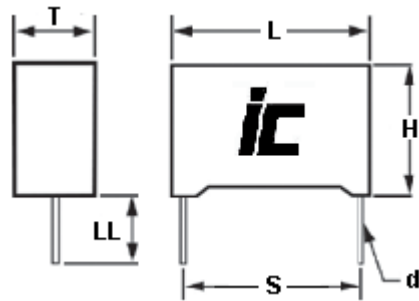
FEATURES

High Pulse Currents - High voltage

APPLICATIONS

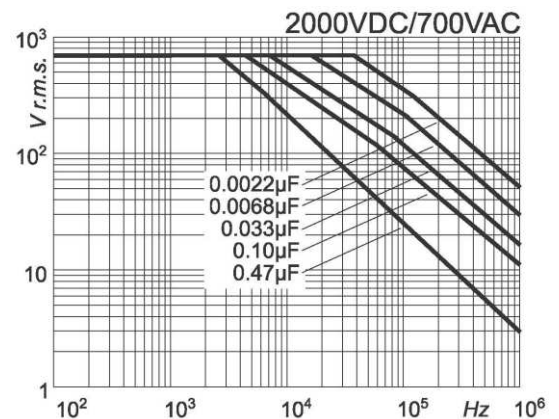
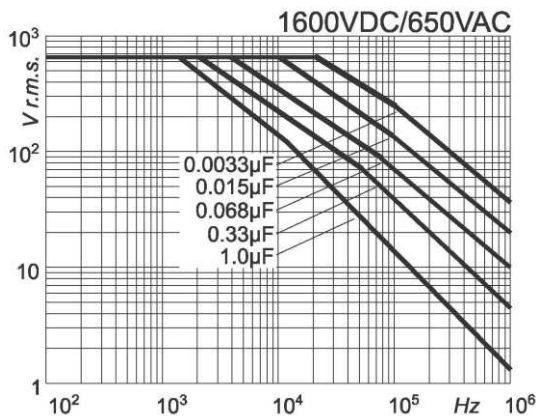
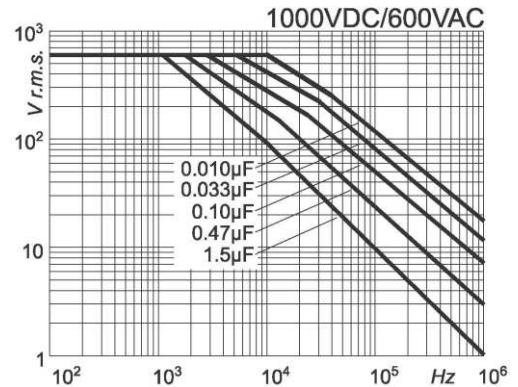
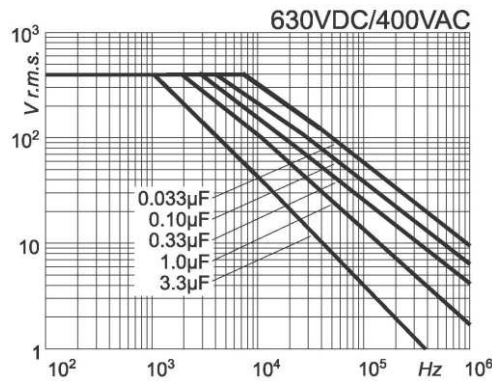
Power Semiconductor Circuits - SCR Commutation -
Ballasts Controls - Switching Power Supplies

Operating Temperature Range	-55°C to +105°C				
Capacitance Tolerance	±10% at 1 kHz, 25°C +5% optional				
AC voltage (50/60 Hz)	WVDC	630	1000	1600	2000
	VAC	400	630	650	700
	DC: For T>+85°C, The voltage must be decreased by 1.5% per °C AC: For T> +75°C, The voltage must be decreased by 1.75% per °C				
Dissipation Factor (MAX) 25°C	Frequency (kHz)	C≤0.1uF	0.1uF<C≤1uF	C>1uF	
	1	0.04%	0.04%	0.05%	
	10	0.05%	0.06%	-	
	100	0.16%	-	-	
Insulation Resistance @25°C (<70% RH)for 1 minute at 100VDC applied	Capacitance		Insulation Resistance		
	≤0.33μF		100000 MΩ		
	>0.33μF		30000 MΩμF		
Self Inductance	<1 nano-Henry per mm of lead spacing				
Capacitance Drift Factor	<0.5% after 2 years at 40°C				
Load Life	2000 Hours, +85C with 125% of rated voltage				
	Capacitance Change	≤1% of initially measured value			
	Dissipation Factor	≤0.001 at 10kHz and 25°C for C≤1uF ≤0.001 at 1kHz and 25°C for C>1uF			
	Insulation Resistance	≥50% of maximum specified value			
Reliability (0.5xRated Voltage, 40°C) 1 FIT=1 failure/1 billion component hours	1 Fit				
	Capacitance Change	≤10% of initially measured value			
	Dissipation Factor	≤200% of initially specified value			
	Insulation Resistance	≥50% of maximum specified value			
Damp Heat test	56 days at40°C with 90 to 95%RH, +40°C and no voltage applied				
	Capacitance Change	≤5% of initially measured value			
	Dissipation Factor	≤0.005 at 1kHz and 25°C			
	Insulation Resistance	≥50% of maximum specified value			
Self Inductance	<1 nano-Henry per mm of lead spacing				
Capacitance Drift Factor	<0.5% after 2 years at 40°C				
Capacitance Temperature Coefficient	-200 ppm/°C, ±100ppm/°C				
Dielectric Strength	Terminal to Terminal				
	160% of rated VDC applied for 2 Seconds and 25°C				
Dielectric	Polypropylene				
Construction	Metallized film				
Coating	Flame Retardant plastic box (UL 94V-1) with epoxy resin fill (UL94V0)				
Leads	Lead free tinned copper leads				



L	18	26.5	32	42.5
S	15	22.5	27.5	37.5
d	0.8	0.8	0.8	1.2
LL	5.0±1.0	5.0±1.0	30±5.0	30±5.0

Permissible (sinusoidal) AC voltage versus frequency for a temperature rise of 10°C
Not for across the line applications



PPR

High Voltage Pulse Radial Lead Snubber

Capacitance (μF)	WVDC	IC PART NUMBER	dv/dt (v/μ sec.)	Dims LxHxT (mm)	S (MM)	d (MM)
0.0022	2000	222PPR202KE	7000	18x11x5	15	0.8
0.0033	1600	332PPR162KE	6000	18x11x5	15	0.8
0.0033	2000	332PPR202KE	7000	18x12x6	15	0.8
0.0047	1600	472PPR162KE	6000	18x11x5	15	0.8
0.0047	2000	472PPR202KE	7000	18x13.5x7.5	15	0.8
0.0068	1500	682PPR102KE	6000	18x11x5	15	0.8
0.0068	2000	682PPR202KE	7000	18x13.5x7.5	15	0.8
0.01	1000	103PPR102KE	3300	18x11x5	15	0.8
0.01	1600	103PPR162KE	6000	18x12x6	15	0.8
0.01	2000	103PPR202KE	7000	18x16x10	15	0.8
0.01	2000	103PPR202KG	3500	26.5x15x6	22.5	0.8
0.015	1000	153PPR102KE	3300	18x12x6	15	0.8
0.015	1600	153PPR162KE	6000	18x13.5x7.5	15	0.8
0.015	2000	153PPR202KG	3500	26.5x16x7	22.5	0.8
0.022	630	223PPR630KE	2500	18x11x5	15	0.8
0.022	1000	223PPR102KE	3300	18x13.5x7.5	15	0.8
0.022	1600	223PPR162KE	6000	18x14.5x8.5	15	0.8
0.022	1600	223PPR162KG	3000	26.5x15x6	22.5	0.8
0.022	2000	223PPR202KE	3500	26.5x17x8.5	22.5	0.8
0.022	2000	223PPR202KH	2300	32x17x9	27.5	0.8
0.033	630	333PPR630KE	2500	18x12x6	15	0.8
0.033	1000	333PPR102KE	3300	18x14.5x8.5	15	0.8
0.033	1000	333PPR102KG	2100	26.5x15x6	22.5	0.8
0.033	1600	333PPR162KG	3000	26.5x16x7	22.5	0.8
0.033	2000	333PPR202KE	3500	26.5x18.5x10	22.5	0.8
0.033	2000	333PPR202KH	2300	32x17x9	27.5	0.8
0.047	630	473PPR630KE	2500	18x13.5x7.5	15	0.8
0.047	1000	473PPR102KG	2100	26.5x16x7	22.5	0.8
0.047	1600	473PPR162KG	3000	26.5x18.5x10	22.5	0.8
0.047	1600	473PPR162KH	2000	32x17x9	27.5	0.8
0.047	2000	473PPR202KE	3500	26.5x22x13	22.5	0.8
0.047	2000	473PPR202KH	2300	32x20x11	27.5	0.8
0.068	630	683PPR630KE	2500	18x14.5x8.5	15	0.8
0.068	630	683PPR630KG	1500	26.5x15x6	22.5	0.8
0.068	1000	683PPR102KG	2100	26.5x17x8.5	22.5	0.8
0.068	1600	683PPR162KG	3000	26.5x20x11	22.5	0.8
0.068	1600	683PPR162KH	2000	32x17x9	27.5	0.8
0.068	2000	683PPR202KH	2300	32x22x13	27.5	0.8
0.1	630	104PPR630KE	2500	18x16x10	15	0.8
0.1	630	104PPR630KG	1500	26.5x15x6	22.5	0.8
0.1	1000	104PPR102KH	1000	32x17x9	27.5	0.8
0.1	1000	104PPR102KG	2100	26.5x18.5x10	22.5	0.8
0.1	1600	104PPR162KG	3000	26.5x22x13	22.5	0.8

Capacitance (μF)	WVDC	IC PART NUMBER	dv/dt (v/μ sec.)	Dims LxHxT (mm)	S (MM)	d (MM)
0.1	1600	104PPR162KH	2000	32x20x11	27.5	0.8
0.1	2000	104PPR202KH	2300	32x28x14	27.5	0.8
0.15	630	154PPR630KG	1500	26.5x17x8.5	22.5	0.8
0.15	630	154PPR630KH	900	32x17x9	27.5	0.8
0.15	1000	154PPR102KG	2100	26.5x22x13	22.5	0.8
0.15	1000	154PPR102KH	1000	32x20x11	27.5	0.8
0.15	1600	154PPR162KH	2000	32x24.5x15	27.5	0.8
0.15	2000	154PPR202KH	2300	32x33x18	27.5	0.8
0.15	2000	154PPR202KJ	1500	42.5x28x17	37.5	1
0.22	630	224PPR630KG	1500	26.5x18.5x10	22.5	0.8
0.22	630	224PPR630KH	900	32x17x9	27.5	0.8
0.22	1000	224PPR102KH	1000	32x22x13	27.5	0.8
0.22	1600	224PPR162KH	2000	32x33x18	27.5	0.8
0.22	2000	224PPR202KH	2300	32x37x22	27.5	0.8
0.22	2000	224PPR202KJ	1500	42.5x30x22	37.5	1
0.33	630	334PPR630KG	1500	26x22x13	22.5	0.8
0.33	630	334PPR630KH	900	32x20x11	27.5	0.8
0.33	1000	334PPR102KH	1000	32x28x14	27.5	0.8
0.33	1600	334PPR162KH	2000	32x33x18	27.5	0.8
0.33	1600	334PPR162KJ	1200	42.5x28x17	37.5	1
0.33	2000	334PPR202KJ	1500	42.5x37x28	37.5	1
0.47	630	474PPR630KH	900	32x22x13	27.5	0.8
0.47	1000	474PPR102KH	1000	32x33x18	27.5	0.8
0.47	1600	474PPR162KJ	1200	42.5x30x22	37.5	1
0.47	1600	474PPR162KH	2000	32x37x22	27.5	0.8
0.47	2000	474PPR202KJ	1500	42.5x37x28	37.5	1
0.56	2000	564PPR202KJ	1500	42.5x45x30	37.5	1
0.68	630	684PPR630KH	900	32x24.5x15	27.5	0.8
0.68	1000	684PPR102KH	1000	32x37x22	27.5	0.8
0.68	1000	684PPR102KJ	500	42.5x30x22	37.5	1
0.68	1600	684PPR162KJ	1200	42.5x37x28	37.5	1
1	630	105PPR630KH	900	32x33x18	27.5	0.8
1	630	105PPR630KJ	450	42.5x28x17	37.5	1
1	1000	105PPR102KJ	500	42.5x37x28	37.5	1
1	1600	105PPR162KJ	1200	42.5x45x30	37.5	1
1.5	630	155PPR630KJ	450	42.5x30x22	37.5	1
1.5	630	155PPR630KH	900	32x37x22	27.5	0.8
1.5	1000	155PPR102KJ	500	42.5x37x28	37.5	1
1.8	1000	185PPR102KJ	500	42.5x45x30	37.5	1
2.2	630	225PPR630KJ	450	42.5x37x28	37.5	1
3.3	630	335PPR630KJ	450	42.5x45x30	37.5	1
3.9	630	395PPR630KJ	450	42.5x45x30	37.5	1