



Chipsmall Limited consists of a professional team with an average of over 10 year of expertise in the distribution of electronic components. Based in Hongkong, we have already established firm and mutual-benefit business relationships with customers from,Europe,America and south Asia,supplying obsolete and hard-to-find components to meet their specific needs.

With the principle of “Quality Parts,Customers Priority,Honest Operation,and Considerate Service”,our business mainly focus on the distribution of electronic components. Line cards we deal with include Microchip,ALPS,ROHM,Xilinx,Pulse,ON,Everlight and Freescale. Main products comprise IC,Modules,Potentiometer,IC Socket,Relay,Connector.Our parts cover such applications as commercial,industrial, and automotives areas.

We are looking forward to setting up business relationship with you and hope to provide you with the best service and solution. Let us make a better world for our industry!



Contact us

Tel: +86-755-8981 8866 Fax: +86-755-8427 6832

Email & Skype: info@chipsmall.com Web: www.chipsmall.com

Address: A1208, Overseas Decoration Building, #122 Zhenhua RD., Futian, Shenzhen, China



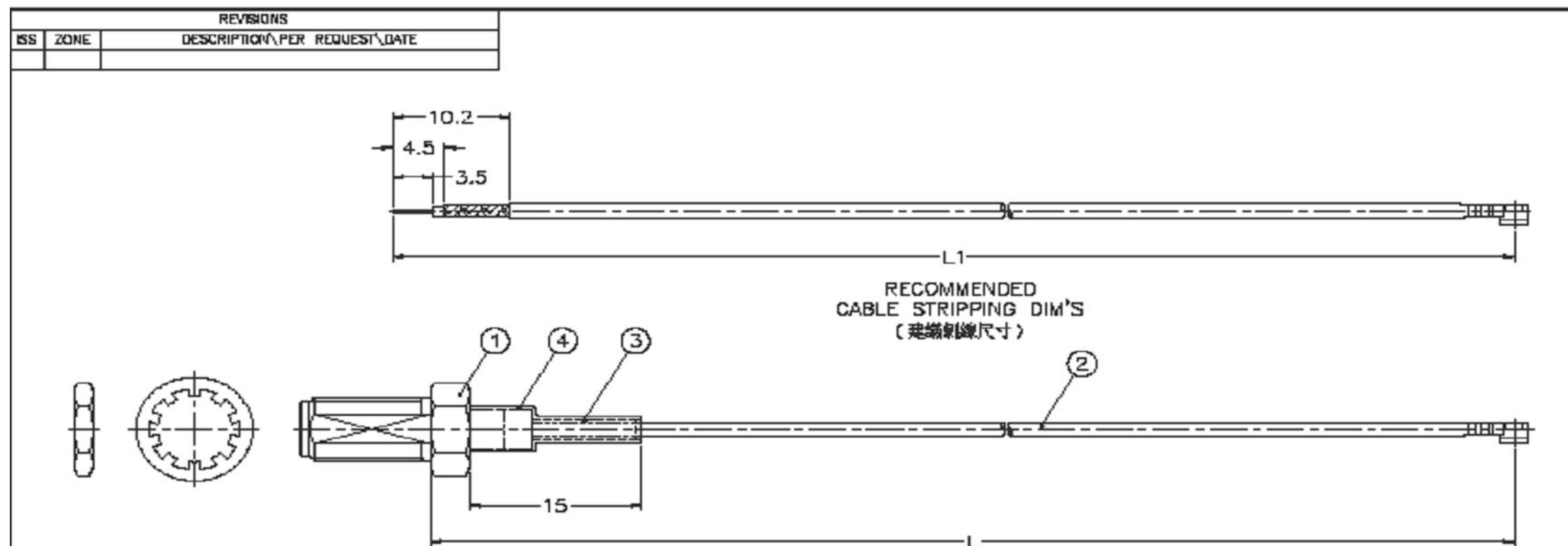
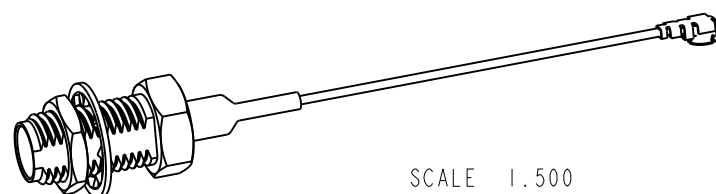
NOTES:

1. PACKAGE CABLE ASSEMBLIES IN A BAG. LABEL BAG WITH AMPHENOL RF, 336314-14-XXXX AND DATE CODE.
2. CABLE ASSEMBLY TO BE 100% TESTED FOR HI-POT, CONTINUITY, SHORTS AND OPEN.
3. APPROVED VENDOR: GOLDENLOCH

THIRD ANGLE PROJ.

REVISIONS

REV	DESCRIPTION	DATE	ECO	APPR
A	RELEASE TO MFG	--	--	--
B	DRAWING UPDATED & COD SHEET ADDED	28-Jul-15	50567	NR



FOR PURCHASING AND INSPECTION USE ONLY

DESIGN REQUIREMENTS:

- | | |
|---|---|
| <input checked="" type="checkbox"/> FREQUENCY : DC TO 6 GHz | <input checked="" type="checkbox"/> CONTINUITY |
| <input type="checkbox"/> VSWR : ---- MAX | <input checked="" type="checkbox"/> HI-POT : 200 VRMS |
| <input type="checkbox"/> INS. LOSS : ---- dBMAX | <input type="checkbox"/> OTHER |

RoHS COMPLIANT

DIMENSIONS ARE IN MILLIMETERS					PART NO.		G.L.I.	
4	HEAT SHRINK TUBING	BLACK	1	Ø4X15mmL	336314-14-XXXX		TITLE SMA RP BH CRIMP JACK -AMC R/A PLUG CABLE DRAWING NO. BLACK 1.37mm CABLE FILE NO. RE:\D\G\DWG\CABLE\U.FL-RSMA\32\336314-14-XXXX	
3	HEAT SHRINK TUBING	BLACK	1	Ø2.5X8mmL	APPROVED	DATE 04-22-'15		
2	CABLE	1.37mm	1	SEE TABLE	CHECKED	DATE 04-22-'15		
1	SMA RP BH CRIMP JACK	BRASS	1	1436RP-B4-11U2 -32-50	DRAWN	DATE 04-22-'15		
UNLESS OTHERWISE SPECIFIED TOLERANCES					ANGELA			
SCALE 2/1 ISSUE A								

UNLESS OTHERWISE SPECIFIED, DIMENSIONS ARE IN METRIC AND TOLERANCES ARE:
 <0.5mm ±0.05mm 0.5 - 6mm ±0.1mm 6 - 30mm ±0.2mm 30 - 120mm ±0.3mm ANGLES ±1°

NOTICE - These drawings, specifications, or other data (1) are, and remain the property of Amphenol corp. (2) must be returned upon request; and (3) are confidential and not to be disclosed to any person other than those to whom they are given by Amphenol Corp. the furnishing of these drawings, specifications, or other data by Amphenol Corp., or to any other person to anyone for any purpose is not to be regarded by implication or otherwise in any manner licensing, granting rights to permitting such holder or any other person to manufacture, use or sell any product, process or design, patented or otherwise, that may in any way be related to or disclosed by said drawings, specifications, or other data.

MATERIAL	DRAWN RAJAGOPAL N	DATE 19-May-15	TITLE RP SMA STR BHD JACK TO AMC R/A PLUG USING 1.37 MM CABLE VARIOUS LENGTH	Amphenol RF www.amphenolrf.com
REFERENCE EAR # 6751	ENGINEER RAJAGOPAL N	DATE 19-May-15	SCALE: 5.5:1.0 SHEET 1 OF 2	
CONFIGURATION LEVEL: In Work	APPROVED K.CAPOZZI	DATE 28-Jul-15	DWG SIZE B	DRAWING NO. 336314-14-XXXX
FINISH	CAD FILE		REV B	ITEM NO. 336314-14-XXXX
				PART NO. 336314-14-XXXX

NOTES:

1. MATERIALS AND FINISHES:

RP SMA STR BHD JACK - BRASS, GOLD PLATING
 CABLE - 1.37 MM TO AMC R/A PLUG

2. ELECTRICAL:

A. IMPEDANCE: 50 OHM, NOMINAL

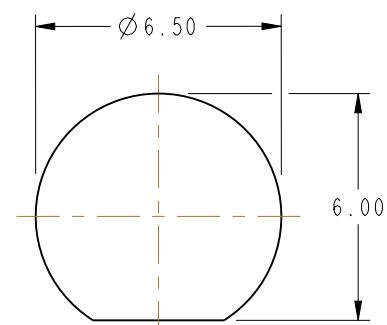
3. PACKAGING:

A. QUANTITY: SINGLE PACK
 B. BAG TO BE MARKED: AMPHENOL RF, 336314-14-XXXX, AND DATE CODE

THIRD ANGLE PROJ.

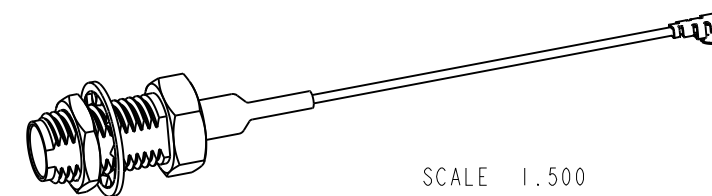
REVISIONS

REV	DESCRIPTION	DATE	ECO	APPR
A	RELEASE TO MFG	--	--	--
B	DRAWING UPDATED & COD SHEET ADDED	28-Jul-15	50567	NR

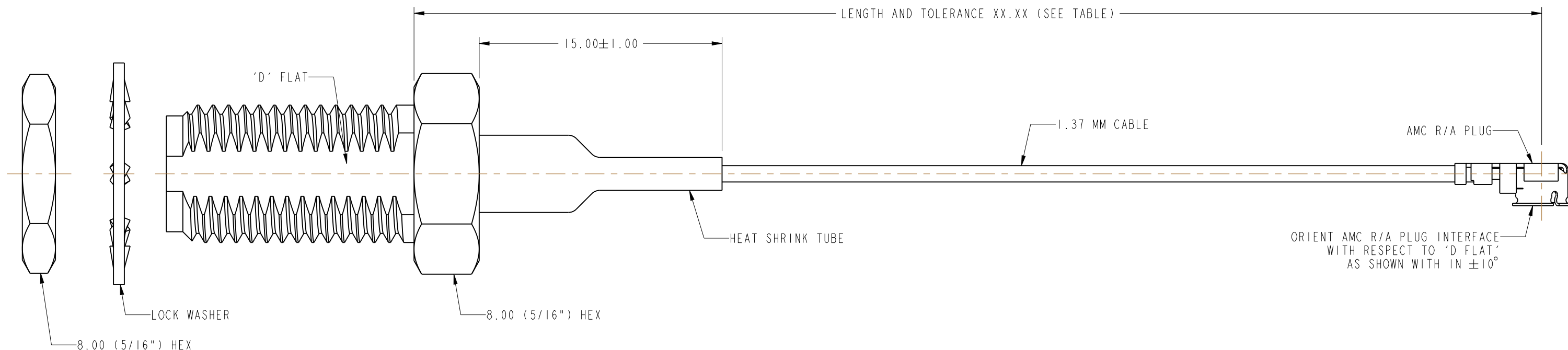


RECOMMENDED MOUNTING HOLE DIMENSIONS

(MAX. PANEL THICKNESS = 3.20 MM)



SCALE 1.500



ORIENT AMC R/A PLUG INTERFACE WITH RESPECT TO 'D FLAT' AS SHOWN WITH IN ±10°

PART NUMBER	LENGTH AND TOLERANCE XX.XX IN MM
336314-14-0050	50.00±5.00
336314-14-0100	100.00±5.00
336314-14-0150	150.00±5.00
336314-14-0200	200.00±5.00
336314-14-0250	250.00±5.00
336314-14-0300	300.00±5.00

DESIGN REQUIREMENTS:

- | | |
|---|---|
| <input checked="" type="checkbox"/> FREQUENCY : DC TO 6 GHz | <input checked="" type="checkbox"/> CONTINUITY |
| <input type="checkbox"/> VSWR : ---- MAX | <input checked="" type="checkbox"/> HI-POT : 200 VRMS |
| <input type="checkbox"/> INS. LOSS : ---- dBMAX | <input type="checkbox"/> OTHER |

CUSTOMER OUTLINE DRAWING

ALL OTHER SHEETS ARE FOR INTERNAL USE ONLY

UNLESS OTHERWISE SPECIFIED, DIMENSIONS ARE IN METRIC AND TOLERANCES ARE:
 <0.5mm ±0.05mm 0.5 - 6mm ±0.1mm 6 - 30mm ±0.2mm 30 - 120mm ±0.3mm ANGLES ±1°

NOTICE - These drawings, specifications, or other data (1) are, and remain the property of Amphenol corp. (2) must be returned upon request; and (3) are confidential and not to be disclosed to any person other than those to whom they are given by Amphenol Corp. the furnishing of these drawings, specifications, or other data by Amphenol Corp., or to any other person to anyone for any purpose is not to be regarded by implication or otherwise in any manner licensing, granting rights to permitting such holder or any other person to manufacture, use or sell any product, process or design, patented or otherwise, that may in any way be related to or disclosed by said drawings, specifications, or other data.

MATERIAL SEE NOTES	DRAWN RAJAGOPAL N	DATE 19-May-15	TITLE RP SMA STR BHD JACK TO AMC R/A PLUG USING 1.37 MM CABLE VARIOUS LENGTH		Amphenol RF www.amphenolrf.com
REFERENCE EAR # 6751	ENGINEER RAJAGOPAL N	DATE 19-May-15	DRAWING NO. 336314-14-XXXX		
CONFIGURATION LEVEL: In Work	APPROVED K.CAPOZZI	DATE 28-Jul-15	SCALE: 5.5:1.0	SHEET 2 OF 2	ITEM NO. 336314-14-XXXX
FINISH	CAD FILE	DWG SIZE B	REV B	PART NO. 336314-14-XXXX	