



Chipsmall Limited consists of a professional team with an average of over 10 year of expertise in the distribution of electronic components. Based in Hongkong, we have already established firm and mutual-benefit business relationships with customers from,Europe,America and south Asia,supplying obsolete and hard-to-find components to meet their specific needs.

With the principle of “Quality Parts,Customers Priority,Honest Operation,and Considerate Service”,our business mainly focus on the distribution of electronic components. Line cards we deal with include Microchip,ALPS,ROHM,Xilinx,Pulse,ON,Everlight and Freescale. Main products comprise IC,Modules,Potentiometer,IC Socket,Relay,Connector.Our parts cover such applications as commercial,industrial, and automotives areas.

We are looking forward to setting up business relationship with you and hope to provide you with the best service and solution. Let us make a better world for our industry!



Contact us

Tel: +86-755-8981 8866 Fax: +86-755-8427 6832

Email & Skype: info@chipsmall.com Web: www.chipsmall.com

Address: A1208, Overseas Decoration Building, #122 Zhenhua RD., Futian, Shenzhen, China



Surface Mount Fuse, 3.2 x 1.6 mm, Super-Quick-Acting FF, 63 VDC / 125 VAC, low impedance



Exemplary part photo depending on part no.

UL 248-14 · 125 VAC · 63 VDC · Super-Quick-Acting FF

See below:

[Approvals and Compliances](#)

Description

- Complements USF 1206 with lower current ratings
- Impermeable to potting compound

Unique Selling Proposition

- Lowest voltage drop
- Very fast, precise opening

Applications

- Smart meters
- Battery protection
- Sensors
- Mobile devices
- Semiconductor protection

References

[Packaging Details](#)

Weblinks

[pdf datasheet](#), [html-datasheet](#), [General Product Information](#), [Packaging details](#), [Distributor-Stock-Check](#), [Detailed request for product](#), [Microsite](#)

Technical Data

Rated Voltage	125VAC, 63VDC
Rated current	0.05 - 0.25 A
Breaking Capacity	100A
Characteristic	Super-Quick-Acting FF
Mounting	PCB,SMT
Admissible Ambient Air Temp.	-55 °C to 90 °C
Climatic Category	55/090/21 acc. to IEC 60068-1
Material: Housing	Epoxyd Glass, UL 94V-0
Material: Terminals	Gold-Plated Copper Alloy
Unit Weight	0.0133 g
Storage Conditions	0 °C to 60 °C, max. 70% r.h.
Product Marking	Letter (see variants)

Soldering Methods	Reflow Soldering Profile
Solderability	245 °C / 3 sec acc. to IEC 60068-2-58, Test Td
Resistance to Soldering Heat	260 +0/-5 °C / 30 sec acc. to IPC/JEDEC J-STD-020D, Level 1
Moisture Resistance Test	MIL-STD-202C, Method 103 B (Level 1) IPC/JEDEC-J-STD-20C (85°C@85%RH@240h)
Terminal Strength	MIL-STD-202, Method 211A (Deflection of board 1 mm for 1 minute)
Thermal Shock	IEC 60068-2-14, CECC 4200 (5 Cycles 40°C - 125°C)
Case Resistance	acc. to EIA/IS-722, Test 4.7 >100 MΩ (between leads and body)
Resistance to Solvents	MIL-STD-202, Method 215A (EIA-722, 4.11)

Approvals and Compliances

Detailed information on product approvals, code requirements, usage instructions and detailed test conditions can be looked up in [Details about Approvals](#)

Approvals



The approval mark is used by the testing authorities to certify compliance with the safety requirements placed on electronic products.

Approval Reference Type: USFF 1206

Approval Logo	Certificates	Certification Body	Description
	UL Approvals	UL	UL File Number: E41599

Product standards

Product standards that are referenced

Organization	Design	Standard	Description
	Designed according to	UL 248-14	Low voltage fuses - Part 14: Additional fuses
	Designed according to	CSA22.2 No. 248.14	Low-Voltage Fuses - Part 14: Supplemental Fuses






Application standards

Application standards where the product can be used


Organization	Design	Standard	Description
	Designed for applications acc.	IEC/UL 60950	IEC 60950-1 includes the basic requirements for the safety of information technology equipment.

Compliances

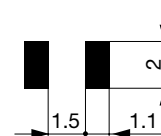
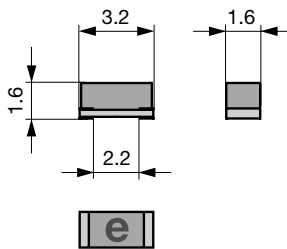
The product complies with following Guide Lines

Identification	Details	Initiator	Description
	CE declaration of conformity	SCHURTER AG	The CE marking declares that the product complies with the applicable requirements laid down in the harmonisation of Community legislation on its affixing in accordance with EU Regulation 765/2008.
	RoHS	SCHURTER AG	EU Directive RoHS 2011/65/EU
	China RoHS	SCHURTER AG	The law SJ / T 11363-2006 (China RoHS) has been in force since 1 March 2007. It is similar to the EU directive RoHS.
	Halogen Free	SCHURTER AG	SCHURTER strives to offer our customers halogen free products.
	REACH	SCHURTER AG	On 1 June 2007, Regulation (EC) No 1907/2006 on the Registration, Evaluation, Authorization and Restriction of Chemicals 1 (abbreviated as "REACH") entered into force.

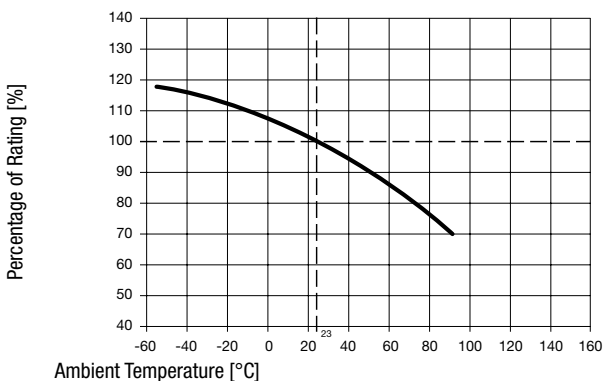
Dimension [mm]

 3.2 mm

Reflow soldering pads



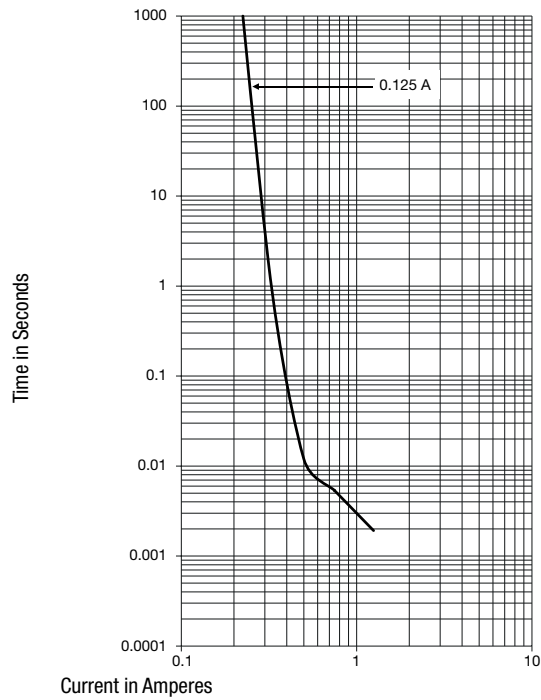
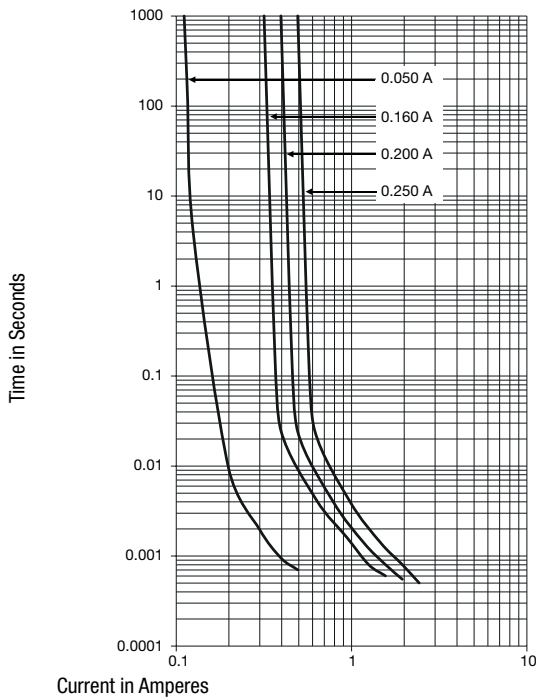
Derating Curves



Pre-Arcing Time

Rated Current In	1.0 x In min.	3.0 x In max.	10.0 x In min.	10.0 x In max.
0.05 A	4 h	0.2 s	0.1 ms	1 ms
0.125 A	4 h	0.2 s	0.1 ms	3 ms
0.16 A - 0.25 A	4 h	0.2 s	0.1 ms	1 ms

Time-Current-Curves



All Variants

Rated Current [A]	Rated Voltage [VAC]	Rated Voltage [VDC]	Marking	Breaking Capacity	Voltage Drop 1.0 In typ. [mV]	Cold Resistance typ. [mΩ]	Melting I²t 8.0 In typ. [A²s]	Order Number
0.05	125	63	e	1)	430	8350	0.0002	● 3413.0002.11
0.05	125	63	e	1)	430	8350	0.0002	● 3413.0002.22
0.05	125	63	e	1)	430	8350	0.0002	● 3413.0002.24
0.05	125	63	e	1)	430	8350	0.0002	● 3413.0002.26
0.125	125	63	o	1)	260	2000	0.003	● 3413.0006.11
0.125	125	63	o	1)	260	2000	0.003	● 3413.0006.22
0.125	125	63	o	1)	260	2000	0.003	● 3413.0006.24
0.125	125	63	o	1)	260	2000	0.003	● 3413.0006.26
0.16	125	63	s	1)	95	510	0.0015	● 3413.0008.11
0.16	125	63	s	1)	95	510	0.0015	● 3413.0008.22
0.16	125	63	s	1)	95	510	0.0015	● 3413.0008.24
0.16	125	63	s	1)	95	510	0.0015	● 3413.0008.26
0.2	125	63	u	1)	87	365	0.0029	● 3413.0009.11
0.2	125	63	u	1)	87	365	0.0029	● 3413.0009.22
0.2	125	63	u	1)	87	365	0.0029	● 3413.0009.24
0.2	125	63	u	1)	87	365	0.0029	● 3413.0009.26
0.25	125	63	w	1)	75	255	0.0032	● 3413.0010.11
0.25	125	63	w	1)	75	255	0.0032	● 3413.0010.22
0.25	125	63	w	1)	75	255	0.0032	● 3413.0010.24
0.25	125	63	w	1)	75	255	0.0032	● 3413.0010.26

Rated Current [A]	Rated Voltage [VAC]	Rated Voltage [VDC]	Marking	Breaking Capacity	Voltage Drop 1.0 In typ. [mV]	Cold Resistance typ. [mΩ]	Melting I ² t 8.0 In typ. [A ² s]	Order Number
-------------------	---------------------	---------------------	---------	-------------------	-------------------------------	---------------------------	---------------------------------------------------------	--------------



Most Popular:

Availability for all products can be searched real-time: <https://www.schurter.com/en/Stock-Check/Stock-Check-SCHURTER>

1) 10 A @ 125 VAC, 100 A @ 32 VAC, 100 A @ 63 VDC

Packaging Unit

- .xx = .11 Blister Tape of 100 pcs. in Plastic Bag
- .xx = .22 Blister Tape 18 cm Reel (1000 pcs.)
- .xx = .24 Blister Tape 25.4 cm Reel (5000 pcs.)
- .xx = .26 Blister Tape 33 cm Reel (10000 pcs.)