



Chipsmall Limited consists of a professional team with an average of over 10 year of expertise in the distribution of electronic components. Based in Hongkong, we have already established firm and mutual-benefit business relationships with customers from,Europe,America and south Asia,supplying obsolete and hard-to-find components to meet their specific needs.

With the principle of “Quality Parts,Customers Priority,Honest Operation,and Considerate Service”,our business mainly focus on the distribution of electronic components. Line cards we deal with include Microchip,ALPS,ROHM,Xilinx,Pulse,ON,Everlight and Freescale. Main products comprise IC,Modules,Potentiometer,IC Socket,Relay,Connector.Our parts cover such applications as commercial,industrial, and automotives areas.

We are looking forward to setting up business relationship with you and hope to provide you with the best service and solution. Let us make a better world for our industry!



Contact us

Tel: +86-755-8981 8866 Fax: +86-755-8427 6832

Email & Skype: info@chipsmall.com Web: www.chipsmall.com

Address: A1208, Overseas Decoration Building, #122 Zhenhua RD., Futian, Shenzhen, China



Wiha Open End Wrenches

Meets DIN 3110 / ISO10102 Specifications

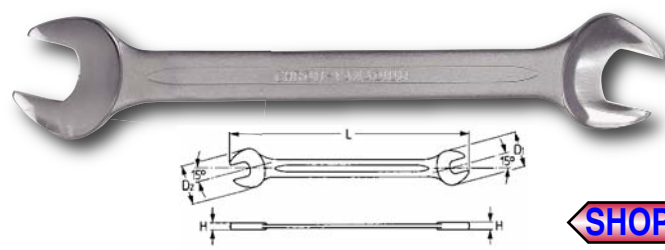
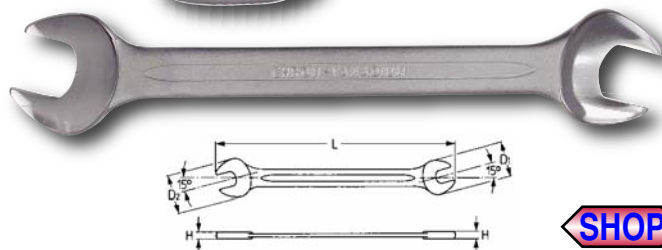
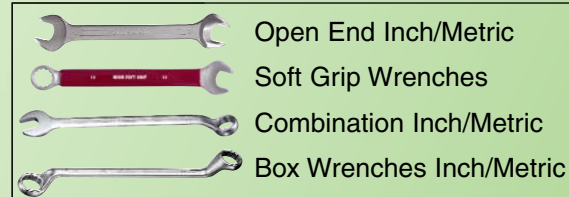
31CRV3 tool steel forgings
Precision formed for an exact fit

Narrow profile for better access in tight locations

Wide I-beam for better gripping

Satin Chromed
Sure Grip Body

The wrench specified by BMW, Mercedes & Rolls Royce



350 Open End Wrenches Metric DIN 3110 / ISO 10102

Made from 31CRV3 high performance tool steel. Satin chromed sure grip body. Precision formed for exact fit.

Item No.	mm	mm	mm	mm	mm	mm	mm	mm	mm	lbs.	pkg.
350 01	4.0	x	5.0	103	4.0	3.3	11.6	13.7	.02	10	
350 02	5.0	x	5.5	104	4.1	3.3	13.7	14.7	.02	10	
350 03	5.5	x	7.0	122	4.8	3.6	15.7	17.7	.04	10	
350 04	6.0	x	7.0	122	4.8	3.6	15.7	17.7	.04	10	
350 05	7.0	x	8.0	130	5.1	3.9	17.7	20.8	.06	10	
350 06	8.0	x	9.0	140	5.5	3.9	20.8	22.9	.07	10	
350 07	8.0	x	10.0	140	5.5	3.9	20.8	22.9	.07	10	
350 08	10.0	x	11.0	156	6.1	4.8	23.9	26.9	.12	10	
350 09	10.0	x	13.0	172	6.7	5.3	24.0	30.0	.15	10	
350 10	12.0	x	13.0	172	6.7	5.3	28.0	31.0	.13	10	
350 11	12.0	x	14.0	172	6.7	5.3	28.0	31.0	.13	10	
350 12	13.0	x	14.0	190	7.5	5.7	32.5	34.9	.20	10	
350 13	14.0	x	15.0	190	7.5	5.7	32.5	34.9	.20	10	
350 14	16.0	x	17.0	204	8.0	5.9	36.1	39.2	.23	10	
350 15	16.0	x	18.0	204	8.0	5.9	36.1	39.2	.23	10	
350 16	18.0	x	19.0	223	8.7	6.5	40.2	42.3	.33	1	
350 17	19.0	x	22.0	236	9.3	6.8	44.9	48.4	.42	1	
350 18	20.0	x	22.0	236	9.3	6.8	44.9	48.4	.41	1	
350 19	21.0	x	23.0	250	9.8	7.3	47.4	51.5	.58	1	
350 20	22.0	x	24.0	250	9.8	7.3	47.4	51.5	.57	1	
350 21	24.0	x	26.0	265	10.4	7.8	52.5	58.6	.70	1	
350 22	24.0	x	27.0	265	10.4	7.8	52.5	58.6	.68	1	
350 23	25.0	x	28.0	280	11.0	8.1	55.2	61.3	.77	1	
350 24	27.0	x	29.0	280	11.0	8.1	58.6	64.4	.79	1	
350 25	27.0	x	30.0	280	11.0	8.1	58.6	64.4	.78	1	
350 26	30.0	x	32.0	302	11.8	8.6	64.8	70.3	1.06	1	
350 27	32.0	x	36.0	325	12.7	8.8	66.5	74.5	1.21	1	
350 28	36.0	x	41.0	358	14.0	8.8	74.5	84.0	1.61	1	
350 29	46.0	x	50.0	450	17.6	10.8	93.5	105.0	3.23	1	

350 Open End Wrenches Inch DIN 3110 / ISO 10102

Made from 31CRV3 high performance tool steel. Satin chromed sure grip body. Precision formed for exact fit.

Item No.	Inch	Inch	mm	mm	mm	mm	mm	mm	mm	lbs.	pkg.
350 32	1/4	x	5/16	190	7.5	5.7	32.5	34.9	.20	10	
350 33	5/16	x	3/8	204	8.0	5.9	36.1	39.2	.23	10	
350 34	3/8	x	7/16	236	9.3	6.8	44.9	48.4	.45	10	
350 35	7/16	x	1/2	250	9.8	7.3	47.4	51.5	.58	10	
350 36	1/2	x	9/16	190	7.5	5.7	32.5	34.9	.20	10	
350 37	9/16	x	5/8	190	7.5	5.7	32.5	34.9	.20	10	
350 38	19/32	x	11/16	204	8.0	5.9	36.1	29.2	.24	10	
350 39	5/8	x	11/16	204	8.0	5.9	36.1	29.2	.23	10	
350 40	5/8	x	3/4	223	8.7	6.5	40.2	42.3	.34	1	
350 41	11/16	x	3/4	223	8.7	6.5	40.2	42.3	.33	1	
350 42	3/4	x	25/32	236	9.3	6.8	44.9	48.4	.42	1	
350 43	3/4	x	7/8	236	9.3	6.8	44.9	48.4	.41	1	
350 44	13/16	x	7/8	236	9.3	6.8	44.9	48.4	.40	1	
350 45	7/8	x	15/16	250	9.8	7.3	47.4	51.5	.57	1	
350 46	15/16	x	1	265	10.4	7.8	52.5	58.6	.68	1	
350 47	1	x	1-1/8	280	11.0	8.1	55.7	61.3	.76	1	
350 48	1-1/16	x	1-1/4	302	11.8	8.6	59.7	69.9	1.01	1	
350 49	1-1/8	x	1-5/16	302	11.8	8.6	64.8	70.3	1.06	1	
350 50	1-3/16	x	1-5/16	302	11.8	8.6	64.8	70.3	1.03	1	
350 51	1-1/4	x	1-3/8	325	12.7	8.8	66.5	74.5	1.22	1	
350 52	1-5/16	x	1-1/2	325	12.7	8.8	66.5	74.5	1.19	1	
350 53	1-7/16	x	1-5/8	358	14.0	8.8	74.5	84.0	1.60	1	
350 54	1-1/2	x	1-5/8	358	14.0	8.8	74.5	84.0	1.56	1	
350 55	1-11/16	x	1-7/8	400	15.7	9.8	84.0	93.5	2.18	1	
350 56	1-13/16	x	2	450	17.6	10.8	93.5	105.0	3.22	1	