



Chipsmall Limited consists of a professional team with an average of over 10 year of expertise in the distribution of electronic components. Based in Hongkong, we have already established firm and mutual-benefit business relationships with customers from,Europe,America and south Asia,supplying obsolete and hard-to-find components to meet their specific needs.

With the principle of “Quality Parts,Customers Priority,Honest Operation,and Considerate Service”,our business mainly focus on the distribution of electronic components. Line cards we deal with include Microchip,ALPS,ROHM,Xilinx,Pulse,ON,Everlight and Freescale. Main products comprise IC,Modules,Potentiometer,IC Socket,Relay,Connector.Our parts cover such applications as commercial,industrial, and automotives areas.

We are looking forward to setting up business relationship with you and hope to provide you with the best service and solution. Let us make a better world for our industry!



## Contact us

Tel: +86-755-8981 8866 Fax: +86-755-8427 6832

Email & Skype: info@chipsmall.com Web: www.chipsmall.com

Address: A1208, Overseas Decoration Building, #122 Zhenhua RD., Futian, Shenzhen, China



# inspired LED

# Independence Dimmer



Inspired LED's new **Independence Dimmer** combines the convenience of a plug-in power supply with the finished look of a hardwired system into one remarkable product. Its unique design incorporates a radio frequency receiver module and a wireless wall switch, which, thanks to energy harvesting technology, can be mounted virtually anywhere. With the Independence Dimmer from inspired LED, now anyone can enjoy the simple, seamless look of a fully integrated LED system.

### Product Features:

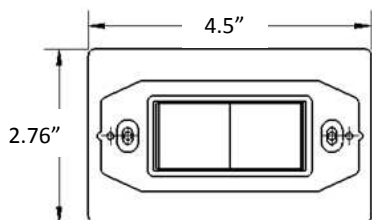
- Standard switch plate size
- Energy harvesting self-powered switch (no batteries required)
- Unlimited mounting options
- Wireless signal up to 150 feet
- Multiple outputs for universal control of 12 V LED systems
- Click on, click off, hold to dim
- Recommended max load 40W
- Switch available in four colors (White, Light Almond, Ivory, Black)



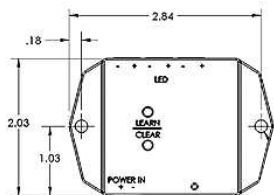
\*Faceplate not included, fits Standard Decora Style wall plates (2.75" x 4.5")

### Mechanical Specs

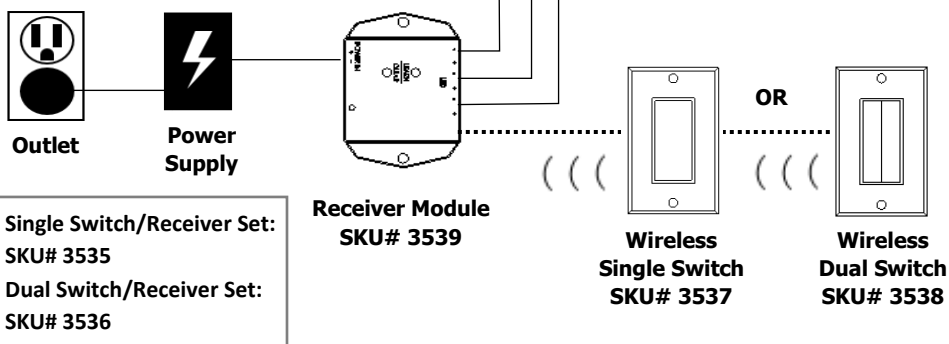
Switch- 4.5" (L) x 2.76" (W) x 0.5" (H)



Receiver- 2.03" (L) x 2.84" (W) x 0.5" (H)



### Set-Up



### Instructions:

#### To pair switch with receiver-

1. Plug in power supply, and connect to receiver module input marked "Power" (Note: each receiver requires its own power supply to prevent interference)
2. Connect cable from LED lights to receiver input marked "LED"
3. Set receiver to learning mode by pressing and holding "Learn" button for 3 seconds
4. In learning mode lights will blink for 30 seconds, while blinking, press desired switch once to pair receiver (Note: sensitivity is limited in learning mode, keep switch within 16 feet of receiver during install)
5. LEDs will hold at 100% brightness for 3 seconds to indicate successful pairing, then blinking will resume to indicate return to learning mode
6. If programming a single switch, wait for 30 seconds of blinking to stop, indicating learning mode has expired, before using switch to operate lights (Note: pressing the same switch again during learning mode will clear this switch from memory)
7. If programming additional switches repeat steps 4-6 as needed
8. **Click on/off, press and hold up or down to dim or brighten**

#### To clear all-

1. Ensure power supply is plugged in and LEDs are connected to receiver
2. Press and hold "Clear" button for 3 seconds
3. Lights will blink, returning to learning mode to indicate successful clear
4. Follow steps 4-7 above to reprogram switches, or wait 30 seconds for learning mode to expire



www.inspiredled.com



orders@inspiredled.com



(480) 941-4286