



Chipsmall Limited consists of a professional team with an average of over 10 year of expertise in the distribution of electronic components. Based in Hongkong, we have already established firm and mutual-benefit business relationships with customers from,Europe,America and south Asia,supplying obsolete and hard-to-find components to meet their specific needs.

With the principle of “Quality Parts,Customers Priority,Honest Operation,and Considerate Service”,our business mainly focus on the distribution of electronic components. Line cards we deal with include Microchip,ALPS,ROHM,Xilinx,Pulse,ON,Everlight and Freescale. Main products comprise IC,Modules,Potentiometer,IC Socket,Relay,Connector.Our parts cover such applications as commercial,industrial, and automotives areas.

We are looking forward to setting up business relationship with you and hope to provide you with the best service and solution. Let us make a better world for our industry!



Contact us

Tel: +86-755-8981 8866 Fax: +86-755-8427 6832



Email & Skype: info@chipsmall.com Web: www.chipsmall.com

Address: A1208, Overseas Decoration Building, #122 Zhenhua RD., Futian, Shenzhen, China



RoHS  **356 Series** Lead-Free 3AB, Slow-Blow Fuse


Agency Approvals

Agency	Agency File Number	Ampere Range
	E67006	1A - 10A
		200mA - 10A

Description

The 3AB special type cartridge fuse for protection of high voltage and surge tolerant applications.

Features

- Only available in cartridge format.
- Pluggable into clips or shocksafe holders.
- RoHS compliant and lead free.



Applications

- Used as supplementary protection in appliance or utilization equipment to provide individual protection for components or internal circuits

Electrical Characteristics

% of Ampere Rating	Ampere Rating	Opening Time
150%	0.2 - 10	1 Hour, Minimum
250%		15 Mins, Maximum
400%		0.15 Sec. Min., 2 Sec Max.
1000%		0.01 Sec. Min., 0.3 Sec Max.

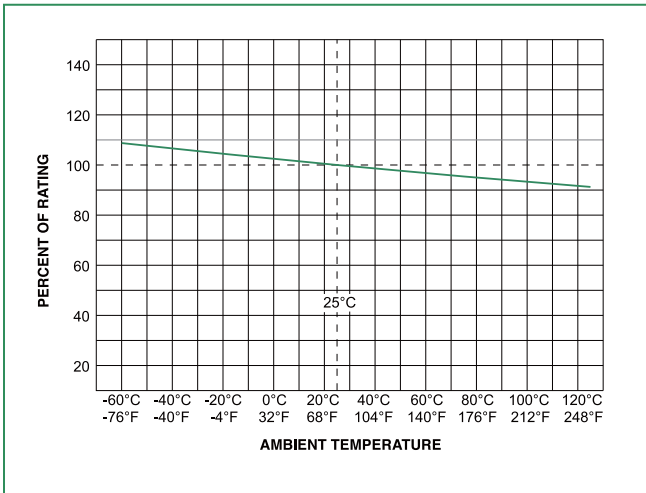
Electrical Characteristics

Amp Code	Amp Rating	Voltage Rating	Interrupting Rating	Nominal Resistance Cold Ohms (Ohms)	Melting Integral 10xIn Min. (A2Sec.)	Voltage Drop at Rated Current Max. (mV)	Power Dissipation 1.5xIn Max. (W)	Agency Approvals	
									
0200	0.2	440	1000A @ 440VAC**	7.1200	0.140	1800	1.1		x
0400	0.4	440		1.9500	0.160	1200	1.5		x
0500	0.5	440		1.6520	0.530	1100	1.6		x
06300	0.63	440		0.9050	2.000	800	1.7		x
0800	0.8	440		0.6100	3.100	700	1.7		x
1100	1	440		0.3300	4.400	500	1.8	x	x
1125	1.25	440		0.1660	3.100	350	1.8	x	x
1160	1.6	440		0.1470	8.30	320	1.8	x	x
1200	2	440		0.1050	9.20	270	2.0	x	x
1250	2.5	440		0.0525	22.0	250	2.3	x	x
1315	3.15	440		0.0463	36.0	230	2.4	x	x
1400	4	440		0.0300	62.0	200	2.6	x	x
1500*	5	440		0.0260	91.0	180	3.0	x	x
1630*	6.3	440		0.0157	130.0	150	3.2	x	x
1800*	8	440		0.0109	240.0	140	3.8	x	x
2100*	10	440		0.0076	510.0	120	4.0	x	x

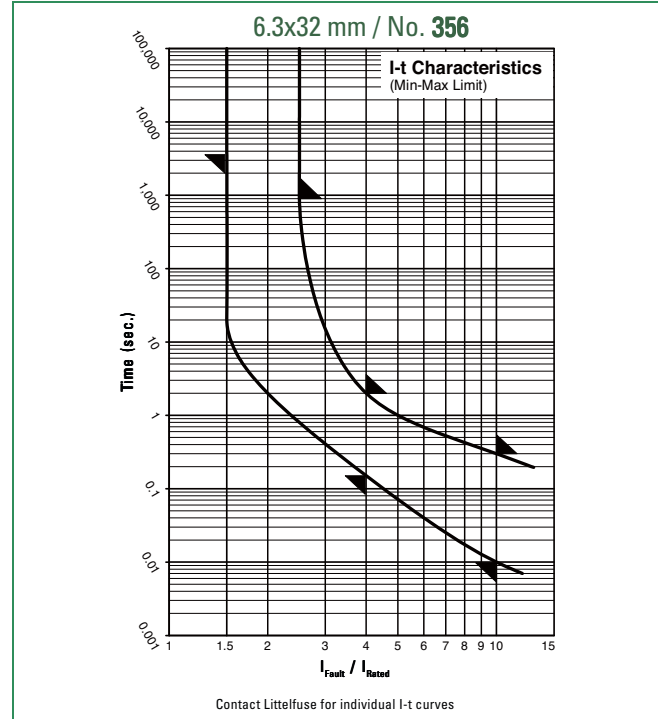
* Depending on the application and mounting, the fuse heating at max. ambient temperature in a closed fuseholder should be considered.

** 50-60Hz, PF=1.0.

Temperature Derating Curve



Average Time Current Curves

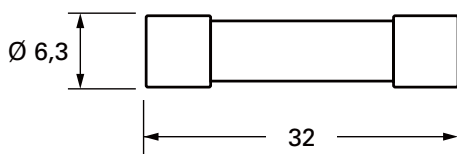


Product Characteristics

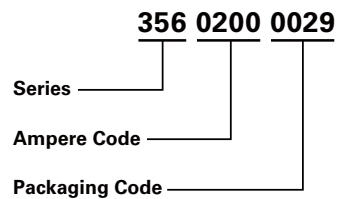
Materials	Tube: Ceramic End Caps: Nickel plated brass
Climatic Category	-25°C to 70°C / 21days (EN 60068-1...3)
Vibration Resistance	24 cycles at 15 min. each (EN 60068-2-6) 10 - 60 Hz at 0.75mm amplitude 60 - 2000 Hz at 10g acceleration
Product Marking	Brand Logo, T, Current Rating, 440V, Approval

Operating Temperature	-25°C to 70°C
Stock Conditions	-10°C to 60°C relative humidity ≤ 75% yearly average without dew, maximum value for 30 days - 95%
Solderability	260°C ≤ 3 sec. (Wave) 350°C ≤ 1 sec. (Hand)
Soldering Heat Resistance	260°C 10 sec. (IEC 68-2-20)

Dimensions



Part Numbering System



Packaging

002: Pack (100 pcs.)