



Chipsmall Limited consists of a professional team with an average of over 10 year of expertise in the distribution of electronic components. Based in Hongkong, we have already established firm and mutual-benefit business relationships with customers from,Europe,America and south Asia,supplying obsolete and hard-to-find components to meet their specific needs.

With the principle of “Quality Parts,Customers Priority,Honest Operation,and Considerate Service”,our business mainly focus on the distribution of electronic components. Line cards we deal with include Microchip,ALPS,ROHM,Xilinx,Pulse,ON,Everlight and Freescale. Main products comprise IC,Modules,Potentiometer,IC Socket,Relay,Connector.Our parts cover such applications as commercial,industrial, and automotives areas.

We are looking forward to setting up business relationship with you and hope to provide you with the best service and solution. Let us make a better world for our industry!



Contact us

Tel: +86-755-8981 8866 Fax: +86-755-8427 6832

Email & Skype: info@chipsmall.com Web: www.chipsmall.com

Address: A1208, Overseas Decoration Building, #122 Zhenhua RD., Futian, Shenzhen, China





Adafruit NeoPixel UV LED Strip with 32 LED/m – White PCB – 1 M

PRODUCT ID: 3851

What new iteration of NeoPixel strip is this? Roll out the black light and disco ball! It's an Adafruit NeoPixel Ultraviolet Strip with 32 LEDs per meter! Each order comes as a single one meter long strip. If you order multiple meters, you'll get that many individual 1 meter pieces.

The strip is made of flexible PCB material, and comes with a weatherproof sheathing. You can cut this stuff pretty easily with wire cutters. There are cut-lines every 3cm (1 LED each). Solder to the 0.1" copper pads, and you're good to go. We have a 5V/2A supply that should be able to drive 1 or more


meters (depending on use) and a 5V/10A supply that can drive 5 meters (or more, if you are not lighting up all the LEDs at once) You must use a 5V DC power supply to power these strips; do not use higher than 6V, or you will destroy the entire strip. Yikes!



Comes with a 2-pin JST SM connector on each end.

To wire up these strips we suggest picking up some JST SM plug and receptacle cables. Please note, we try hard to get consistent wiring between batch of strip but we can't guarantee it. Please double check which side is the input and which is the output by looking at the strip for the directional arrows and pin labeling.

You can use these with any 'NeoPixel' or WS2812 driver (FastLED, etc). The R, G and B channels translate to the three individual UV diodes. So we recommend you pretty much just set all three channels to the same value, ranging from (0, 0, 0) to (255, 255, 255) to change the brightness of the three UV LEDs inside each 5mm x 5mm package.

TECHNICAL DETAILS





<https://www.adafruit.com/product/3851> 8-6-18