



Chipsmall Limited consists of a professional team with an average of over 10 year of expertise in the distribution of electronic components. Based in Hongkong, we have already established firm and mutual-benefit business relationships with customers from,Europe,America and south Asia,supplying obsolete and hard-to-find components to meet their specific needs.

With the principle of “Quality Parts,Customers Priority,Honest Operation,and Considerate Service”,our business mainly focus on the distribution of electronic components. Line cards we deal with include Microchip,ALPS,ROHM,Xilinx,Pulse,ON,Everlight and Freescale. Main products comprise IC,Modules,Potentiometer,IC Socket,Relay,Connector.Our parts cover such applications as commercial,industrial, and automotives areas.

We are looking forward to setting up business relationship with you and hope to provide you with the best service and solution. Let us make a better world for our industry!



Contact us

Tel: +86-755-8981 8866 Fax: +86-755-8427 6832

Email & Skype: info@chipsmall.com Web: www.chipsmall.com

Address: A1208, Overseas Decoration Building, #122 Zhenhua RD., Futian, Shenzhen, China



NOTES:

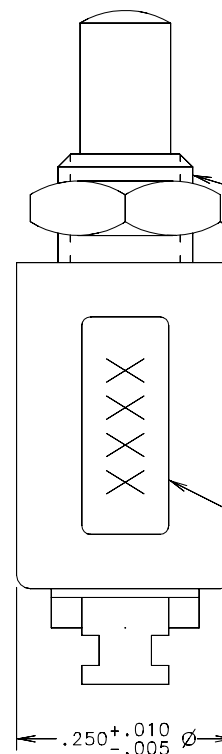
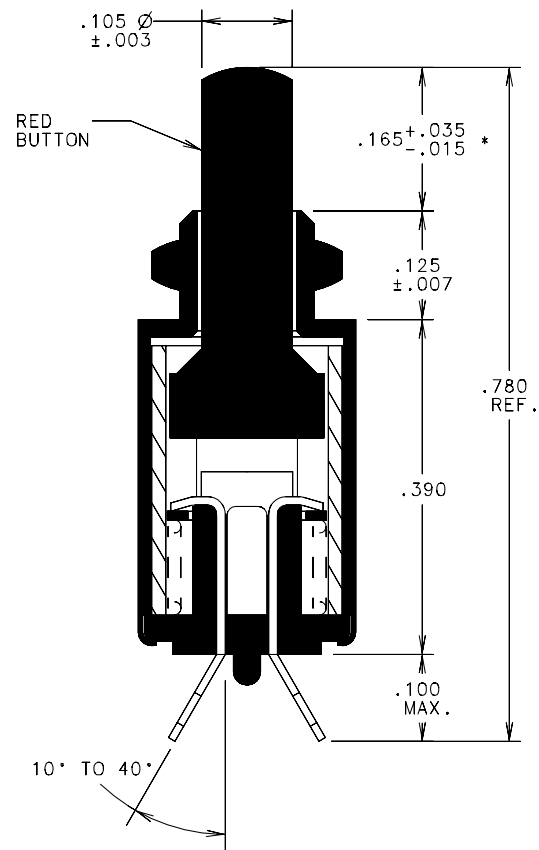
- 1.TOTAL TRAVEL: .042±.010.
- 2.ACTUATING FORCE: 4 ±2 OZ.
- 3.TOLERANCE INCLUDES APPROX.
.020 END PLAY (*).
- 4.RATED TO MAKE AND BREAK
1/4 AMP., .115 V.A.C.
RESISTIVE FOR 250,000
OPERATIONS.
- 5.MATERIALS AND FINISHES:
--BUSHING AND MOUNTING NUT
ARE BRASS, TIN/ZINC PLATED
--BUTTON TOP AND BOTTOM, BASE
AND INSULATING SLEEVE ARE
MOLDED PHENOLIC PER MIL-
M-14, TYPE CFG.
--SHORTING WASHER AND
TERMINALS ARE FINE SILVER.
--SPRING IS TINNED MUSIC
WIRE.

ASSEMBLY NOTES:

- 1.ASSEMBLE SWITCH AND LOCK
BASE ASSEMBLY TO BUSHING.
- 2.LOCATE LABEL APPROX. AS
SHOWN. LABEL TO CONTAIN
E.I.A. DATE CODE.

REFERENCE NOTES:

GRAYHILL STANDARD 39-4.



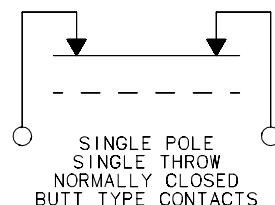
ALL REVISIONS TO THIS DRAWING
MUST BE MADE ON THE CAD SYSTEM

#8-40 UNS-2A TH'D
FULL THREADS TO WITHIN
.040 MAX. FROM SHOULDER

HEX. MTG. NUT
1/16 THICK
7/32 ACROSS FLATS

LABEL,
SEE ASSEMBLY NOTES

CIRCUIT DIAGRAM



UNLESS OTHERWISE SPECIFIED TOLERANCES
AND DIMENSIONS ARE IN INCHES
LINEAR ±.010 DIAMETERS ±.005
ANGULAR ± 1°
LIMITS APPLY BEFORE FINISHING
DO NOT SCALE THIS PRINT

CRITICAL CHARACTERISTIC FLAGS
PER GRAYHILL SPEC.SOP2338

- △ -- CRITICAL CHARACTERISTIC FLAG
- -- Cpk REQUIRED
- ☒ -- S.P.C. FLAG (CONTROL CHART
REQ'D ON FEATURE SPECIFIED)

APPROVED DATE

CWS 3-14-03

CHECKED DATE

PR 3-14-03

DRAWN DATE

CWS 3-14-03

FINISH

NOTED

MATERIAL

NOTED

CADAM DRAWING 39YY2004_B_001

GRAYHILL, INC.
561 HILLGROVE AVE. PHONE (708)
LA GRANGE, IL 60525 354-1040

PUSHBUTTON SWITCH

DWG. NO. 39YY2004
B SIZE B

SCALE 7:1 UNIT WEIGHT SHEET 1 OF 1