



Chipsmall Limited consists of a professional team with an average of over 10 year of expertise in the distribution of electronic components. Based in Hongkong, we have already established firm and mutual-benefit business relationships with customers from,Europe,America and south Asia,supplying obsolete and hard-to-find components to meet their specific needs.

With the principle of “Quality Parts,Customers Priority,Honest Operation,and Considerate Service”,our business mainly focus on the distribution of electronic components. Line cards we deal with include Microchip,ALPS,ROHM,Xilinx,Pulse,ON,Everlight and Freescale. Main products comprise IC,Modules,Potentiometer,IC Socket,Relay,Connector.Our parts cover such applications as commercial,industrial, and automotives areas.

We are looking forward to setting up business relationship with you and hope to provide you with the best service and solution. Let us make a better world for our industry!



Contact us

Tel: +86-755-8981 8866 Fax: +86-755-8427 6832

Email & Skype: info@chipsmall.com Web: www.chipsmall.com


Address: A1208, Overseas Decoration Building, #122 Zhenhua RD., Futian, Shenzhen, China



.100" × .100" PCB

Two Row

3900 Series



- Fits standard .100 inch × .100 inch header layout
- Uses less board area than 4-row design
- Optional strain relief

Date Modified: February 19, 1999

TS-0004-13
Sheet 1 of 3

Physical

Insulation

Material: Glass Filled Polyester (PBT)
Flammability: UL 94V-0
Color: Gray

Contact

Material: See Ordering Information
Plating
Underplate: 2.5 μm [100 $\mu\text{''}$] Nickel — QQ-N-290, Class 2
U-Slot & Solder Tails: 5.1 μm [200 $\mu\text{''}$] [90/10] Tin Lead — MIL-P-81728

Marking: 3M Logo, Part Identification Number

Strain Relief

Material: Stainless Steel, 0.38 [0.15] Thk
Gray PVC

Wire Accommodation: Solid or Stranded 26 & 28 AWG

Electrical

Current Rating: 1 A

Insulation Resistance: $> 1 \times 10^9 \Omega$ at 500 Vdc

Withstanding Voltage: 1000 Vrms at Sea Level

Environmental

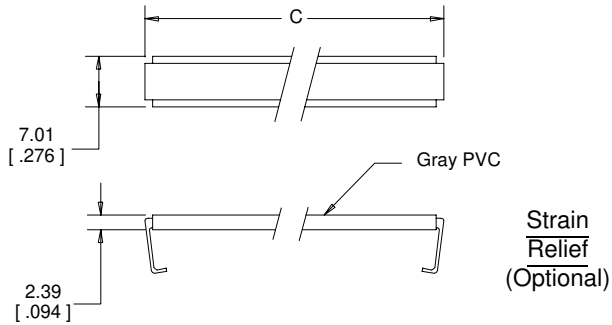
Temperature Rating: -55°C to $+105^\circ\text{C}$

UL File No.: E68080

3M Interconnect Solutions Division

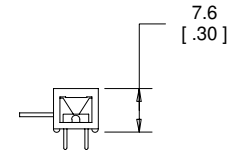
6801 River Place Blvd.
Austin, TX 78726-9000

For technical, sales or ordering information call
800-225-5373

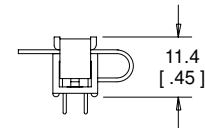


Strain Relief (Optional)

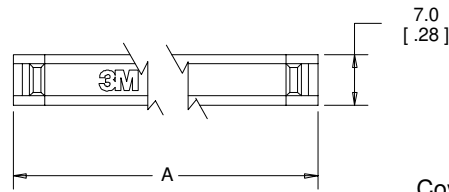
Assembled Height



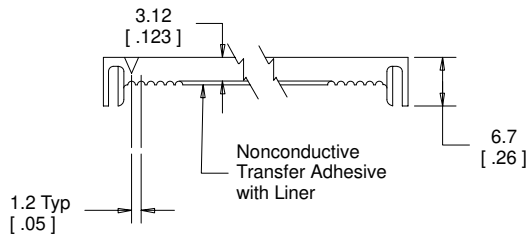
Without Strain Relief



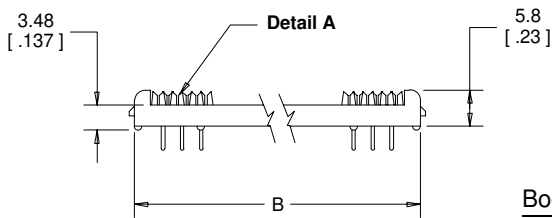
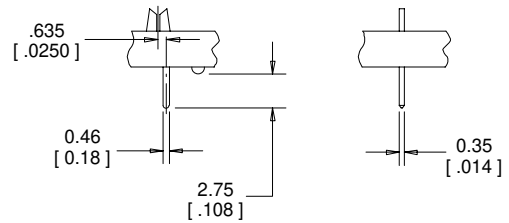
With Strain Relief



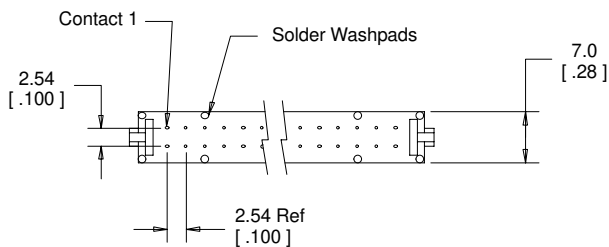
Cover



Detail A



Body



mm [Inch]

Tolerance Unless Noted		
	.0	.00
mm	±.3	±.13

[] Dimensions for Reference only

Ordering Information

Connector
39XX-X0X0T

Contact Quantity (See Table)

Cover Style:
0 = Cover, Two Piece, with Adhesive
1 = Cover, Preassembled No Adhesive

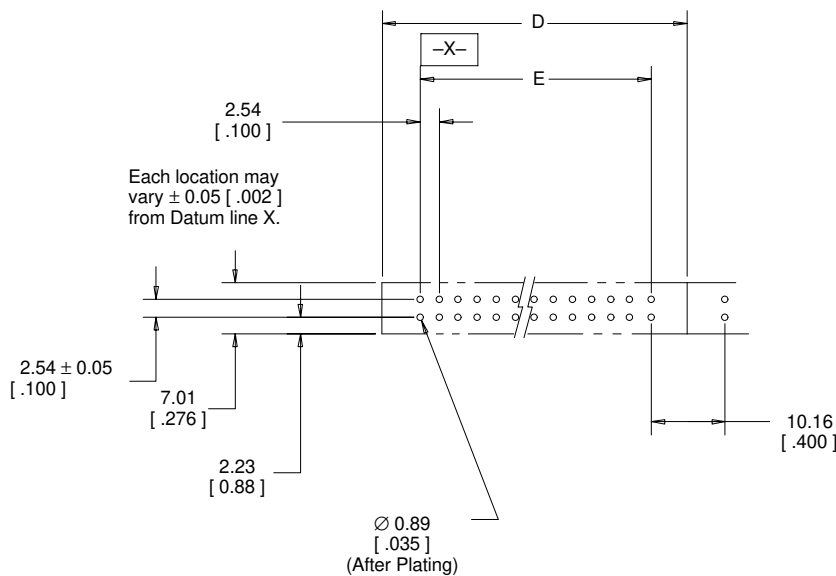
Contact Material:
0 = Be Cu (C172) (Standard)
2 = Phosphor Bronze (Special Order)

Strain Relief (Optional)
3448-39XX

Contact Quantity (See Table)

TS-0004-13
Sheet 2 of 3

Contact Quantity	Dimensions				
	A	B	C	D	E
06	15.2 [0.60]	12.8 [0.50]	14.6 [0.57]	15.2 [0.60]	5.1 [0.20]
08	17.7 [0.70]	15.3 [0.60]	17.1 [0.67]	17.7 [0.70]	7.6 [0.30]
10	20.4 [0.80]	17.8 [0.70]	19.8 [0.78]	20.4 [0.80]	10.2 [0.40]
14	25.5 [1.00]	22.9 [0.90]	25.0 [0.98]	25.5 [1.00]	15.2 [0.60]
16	28.1 [1.10]	25.5 [1.00]	27.4 [1.08]	28.1 [1.10]	17.8 [0.70]
20	33.1 [1.30]	30.5 [1.20]	32.5 [1.28]	33.1 [1.30]	22.9 [0.90]
24	38.0 [1.50]	35.6 [1.40]	37.4 [1.47]	38.0 [1.50]	27.9 [1.10]
26	40.8 [1.60]	38.2 [1.50]	40.0 [1.57]	40.8 [1.60]	30.5 [1.20]
30	45.6 [1.80]	43.2 [1.70]	45.0 [1.77]	45.6 [1.80]	35.6 [1.40]
34	50.9 [2.00]	48.3 [1.90]	50.3 [1.98]	50.9 [2.00]	40.6 [1.60]
36	53.3 [2.10]	50.9 [2.00]	52.6 [2.07]	53.3 [2.10]	43.2 [1.70]
40	58.5 [2.30]	55.9 [2.20]	58.0 [2.28]	58.5 [2.30]	48.3 [1.90]
50	71.2 [2.80]	68.6 [2.70]	70.6 [2.78]	71.2 [2.80]	61.0 [2.40]
60	83.9 [3.30]	81.3 [3.20]	83.3 [3.28]	83.9 [3.30]	73.7 [2.90]
64	89.0 [3.50]	86.4 [3.40]	88.4 [3.48]	89.0 [3.50]	78.7 [3.10]



Recommended Board Layout