



Chipsmall Limited consists of a professional team with an average of over 10 year of expertise in the distribution of electronic components. Based in Hongkong, we have already established firm and mutual-benefit business relationships with customers from,Europe,America and south Asia,supplying obsolete and hard-to-find components to meet their specific needs.

With the principle of "Quality Parts,Customers Priority,Honest Operation,and Considerate Service",our business mainly focus on the distribution of electronic components. Line cards we deal with include Microchip,ALPS,ROHM,Xilinx,Pulse,ON,Everlight and Freescale. Main products comprise IC,Modules,Potentiometer,IC Socket,Relay,Connector.Our parts cover such applications as commercial,industrial, and automotives areas.

We are looking forward to setting up business relationship with you and hope to provide you with the best service and solution. Let us make a better world for our industry!




Contact us

Tel: +86-755-8981 8866 Fax: +86-755-8427 6832


Email & Skype: info@chipsmall.com Web: www.chipsmall.com

Address: A1208, Overseas Decoration Building, #122 Zhenhua RD., Futian, Shenzhen, China





Standard AM2302/DHT22



AM2302/DHT22 with big case and wires

Digital relative humidity & temperature sensor AM2302/DHT22

1. Feature & Application:

- *High precision
- *Capacitive type
- *Full range temperature compensated
- *Relative humidity and temperature measurement
- *Calibrated digital signal
- *Outstanding long-term stability
- *Extra components not needed
- *Long transmission distance, up to 100 meters
- *Low power consumption
- *4 pins packaged and fully interchangeable

2. Description:

AM2302 output calibrated digital signal. It applies exclusive digital-signal-collecting-technique and humidity sensing technology, assuring its reliability and stability. Its sensing elements is connected with 8-bit single-chip computer.

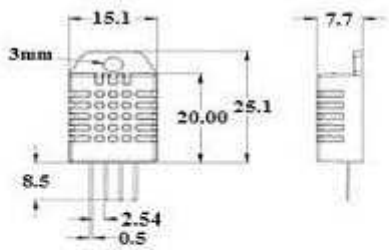
Every sensor of this model is temperature compensated and calibrated in accurate calibration chamber and the calibration-coefficient is saved in type of programme in OTP memory, when the sensor is detecting, it will cite coefficient from memory.

Small size & low consumption & long transmission distance(100m) enable AM2302 to be suited in all kinds of harsh application occasions. Single-row packaged with four pins, making the connection very convenient.

3. Technical Specification:

Model	AM2302	
Power supply	3.3-5.5V DC	
Output signal	digital signal via 1-wire bus	
Sensing element	Polymer humidity capacitor	
Operating range	humidity 0-100%RH;	temperature -40~80Celsius
Accuracy	humidity +-2%RH (Max +-5%RH);	temperature +-0.5Celsius
Resolution or sensitivity	humidity 0.1%RH;	temperature 0.1Celsius
Repeatability	humidity +-1%RH;	temperature +-0.2Celsius
Humidity hysteresis	+-0.3%RH	
Long-term Stability	+-0.5%RH/year	
Interchangeability	fully interchangeable	

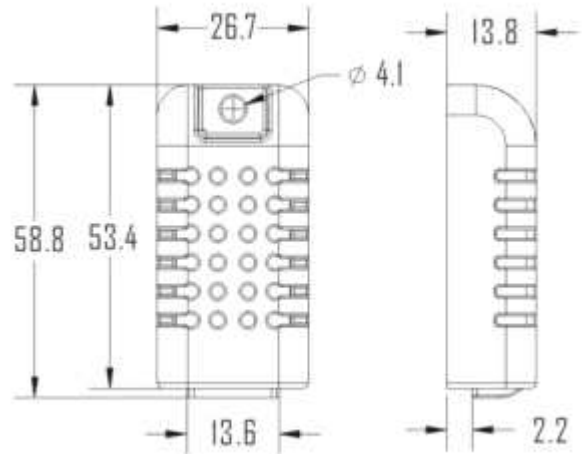
4. Dimensions: (unit---mm)



Pin sequence number: 1 2 3 4 (from left to right direction).

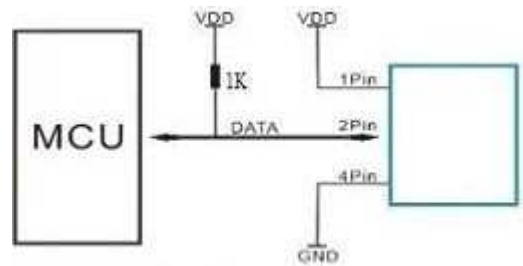
Pin	Function
1	VDD—power supply
2	DATA—signal
3	GND
4	GND

Standard AM2302’s dimensions as above



Big case’s dimensions as above
Red wire--power supply, Black wire--GND
Yellow wire--Data output

5. Electrical connection diagram:



6. Operating specifications:

(1) Power and Pins

Power's voltage should be 3.3-5.5V DC. When power is supplied to sensor, don't send any instruction to the sensor within one second to pass unstable status. One capacitor valued 100nF can be added between VDD and GND for wave filtering.

(2) Communication and signal

1-wire bus is used for communication between MCU and AM2302. (Our 1-wire bus is specially designed, it's different from Maxim/Dallas 1-wire bus, so it's incompatible with Dallas 1-wire bus.)

Illustration of our 1-wire bus:

DATA=16 bits RH data+16 bits Temperature data+8 bits check-sum

Example: MCU has received 40 bits data from AM2302 as

0000 0010 1000 1100 0000 0001 0101 1111 1110 1110

16 bits RH data 16 bits T data check sum

Here we convert 16 bits RH data from binary system to decimal system,

0000 0010 1000 1100 → 652

Binary system Decimal system

RH=652/10=65.2%RH

Here we convert 16 bits T data from binary system to decimal system,

0000 0001 0101 1111 → 351

Binary system Decimal system

T=351/10=35.1°C

When highest bit of temperature is 1, it means the temperature is below 0 degree Celsius.

Example: 1000 0000 0110 0101, T= minus 10.1°C

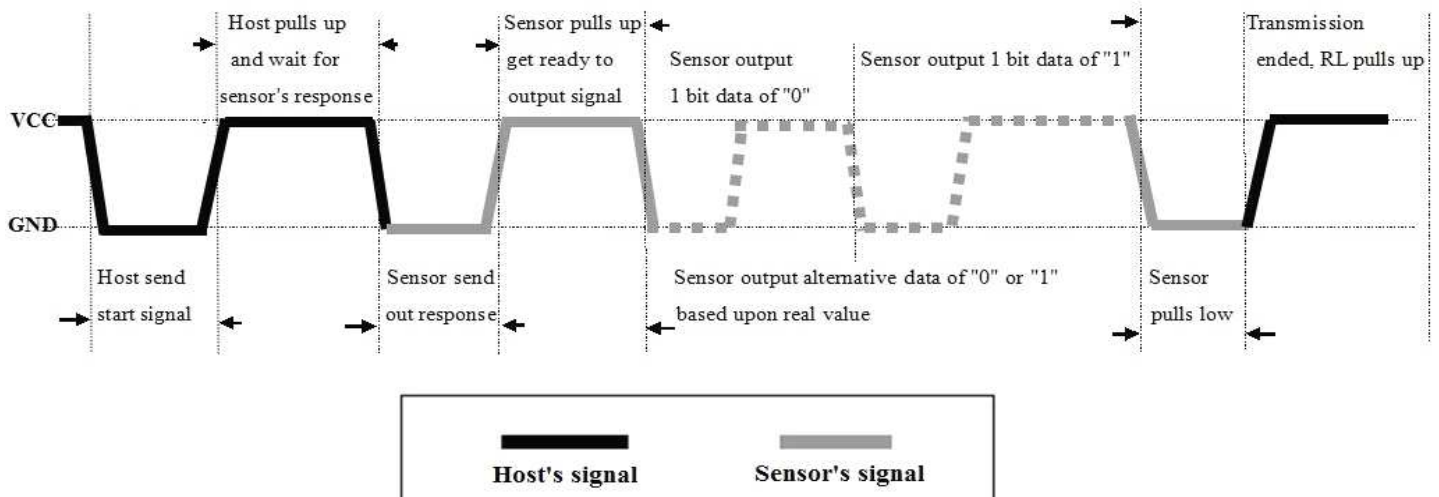
16 bits T data

Sum=0000 0010+1000 1100+0000 0001+0101 1111=1110 1110

Check-sum=the last 8 bits of Sum=1110 1110

When MCU send start signal, AM2302 change from standby-status to running-status. When MCU finishes sending the start signal, AM2302 will send response signal of 40-bit data that reflect the relative humidity and temperature to MCU. Without start signal from MCU, AM2302 will not give response signal to MCU. One start signal for one response data from AM2302 that reflect the relative humidity and temperature. AM2302 will change to standby status when data collecting finished if it don't receive start signal from MCU again.

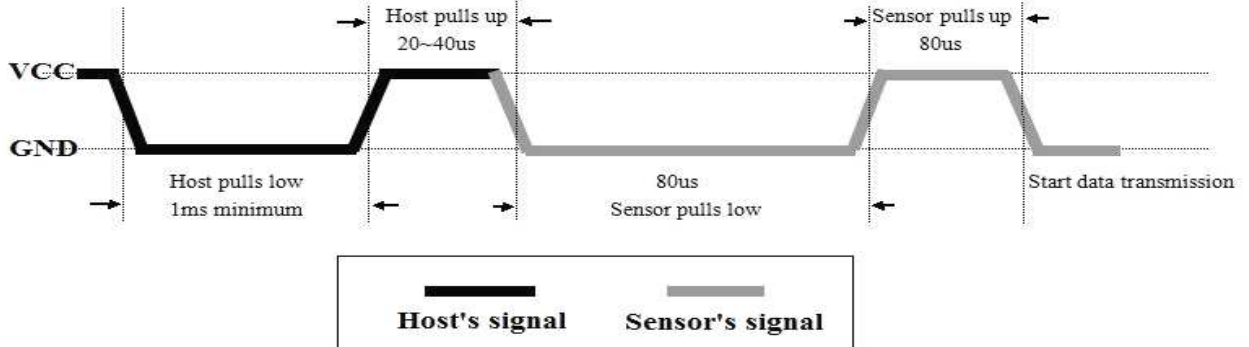
See below figure for overall communication process, **the interval of whole process must beyond 2 seconds.**



1) Step 1: MCU send out start signal to AM2302 and AM2302 send response signal to MCU

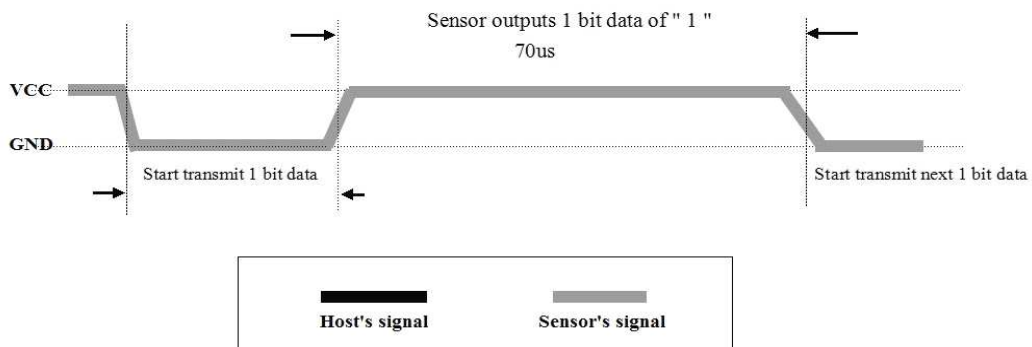
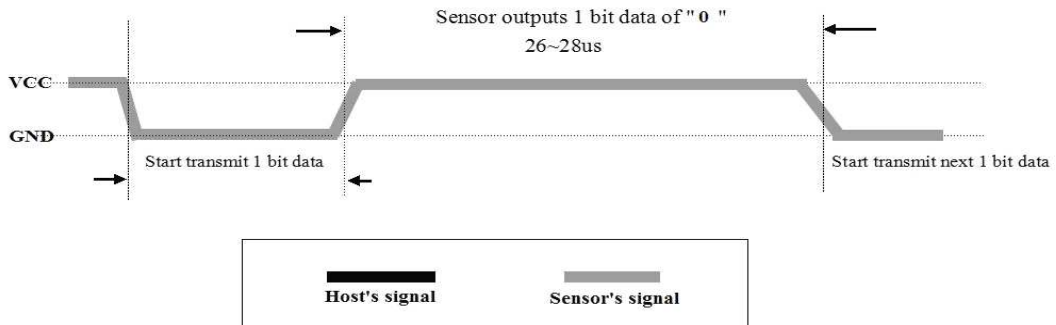
Data-bus's free status is high voltage level. When communication between MCU and AM2302 begins, MCU will pull low data-bus and this process must beyond at least 1~10ms to ensure AM2302 could detect MCU's signal, then MCU will pull up and wait 20-40us for AM2302's response.

When AM2302 detect the start signal, AM2302 will pull low the bus 80us as response signal, then AM2302 pulls up 80us for preparation to send data. See below figure:



2). Step 2: AM2302 send data to MCU

When AM2302 is sending data to MCU, every bit's transmission begin with low-voltage-level that last 50us, the following high-voltage-level signal's length decide the bit is "1" or "0". See below figures:



Attention:

If signal from AM2302 is always high-voltage-level, it means AM2302 is not working properly, please check the electrical connection status.

7. Electrical Characteristics:

Items	Condition	Min	Typical	Max	Unit
Power supply	DC	3.3	5	6	V
Current supply	Measuring	1		1.5	mA
	Stand-by	40	Null	50	uA
Collecting period	Second		2		Second

8. Attentions of application:

(1) Operating and storage conditions

We don't recommend the applying RH-range beyond the range stated in this specification. The AM2302 sensor can recover after working in abnormal operating condition to calibrated status, but will accelerate sensors' aging.

(2) Attentions to chemical materials

Vapor from chemical materials may interfere AM2302's sensitive-elements and debase AM2302's sensitivity.

(3) Disposal when (1) & (2) happens

Step one: Keep the AM2302 sensor at condition of Temperature 50~60Celsius, humidity <10%RH for 2 hours;

Step two: After step one, keep the AM2302 sensor at condition of Temperature 20~30Celsius, humidity >70%RH for 5 hours.

(4) Attention to temperature's affection

Relative humidity strongly depend on temperature, that is why we use temperature compensation technology to ensure accurate measurement of RH. But it's still be much better to keep the sensor at same temperature when sensing.

AM2302 should be mounted at the place as far as possible from parts that may cause change to temperature.

(5) Attentions to light

Long time exposure to strong light and ultraviolet may debase AM2302's performance.

(6) Attentions to connection wires

The connection wires' quality will effect communication's quality and distance, high quality shielding-wire is recommended.

(7) Other attentions

* Welding temperature should be bellow 260Celsius.

* Avoid using the sensor under dew condition.

* Don't use this product in safety or emergency stop devices or any other occasion that failure of AM2302 may cause personal injury.