



Chipsmall Limited consists of a professional team with an average of over 10 year of expertise in the distribution of electronic components. Based in Hongkong, we have already established firm and mutual-benefit business relationships with customers from,Europe,America and south Asia,supplying obsolete and hard-to-find components to meet their specific needs.

With the principle of “Quality Parts,Customers Priority,Honest Operation,and Considerate Service”,our business mainly focus on the distribution of electronic components. Line cards we deal with include Microchip,ALPS,ROHM,Xilinx,Pulse,ON,Everlight and Freescale. Main products comprise IC,Modules,Potentiometer,IC Socket,Relay,Connector.Our parts cover such applications as commercial,industrial, and automotives areas.

We are looking forward to setting up business relationship with you and hope to provide you with the best service and solution. Let us make a better world for our industry!



Contact us

Tel: +86-755-8981 8866 Fax: +86-755-8427 6832

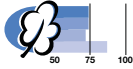
Email & Skype: info@chipsmall.com Web: www.chipsmall.com

Address: A1208, Overseas Decoration Building, #122 Zhenhua RD., Futian, Shenzhen, China



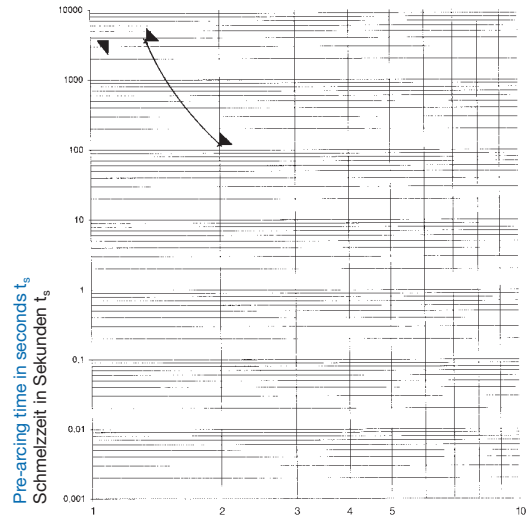
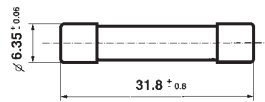
**Miniature fuse-links
Type A12BK**

quick-acting F
high breaking capacity
Ceramic tube



**G-Sicherungseinsätze
Typ A12BK**

flik F
grosses Ausschaltvermögen
Keramikrohr



Multiple of rated current I_n
Vielfaches des Nennstromes I_n

Standards / Normen

UL 248-14 (formerly / früher 198.G)
CSA C22.2 No. 248.14 (formerly / früher 59.2 M)

Approvals / Approbationen

UL
CSA
Lists / Listen: NNO

**Pre-arcing time/current
characteristic (at T_a 23 °C)**

**Zeit-Strom-Charakteristik
(bei T_U 23 °C)**

$n \cdot I_n$	$1,1 \cdot I_n$	$1,35 \cdot I_n$	$2 \cdot I_n$
Rated current I_n / Nennstrom I_n	min.	max.	max.
0,125 – 16 A	1 h	1 h	120 s

Technical data

Weight 2,8 g

Technische Daten

Gewicht 2,8 g

Order No. / Bestell-Nr.	Rated current I_n / Rated voltage U_n / Nennstrom I_n / Nennspannung U_n	Breaking capacity / Ausschaltvermögen	Voltage drop / Spannungsfall at / bei I_n	Sustained power dissipation / Verlustleistung at / bei $1,1 \cdot I_n$	Pre-arcing I^2t / Schmelz I^2t at / bei $10 \cdot I_n$	Approvals / Approbationen			
						max. mV	max. W	A ² s	CSA
7023.0110	0,125 A / 250 V	10 000 A / 125 V AC p.f. / cos φ 0,7–0,8	2450	0,42	$4,3 \cdot 10^{-3}$	•	•	•	
7023.0330	0,160 A / 250 V		1600	0,34	$1,1 \cdot 10^{-2}$	•	•	•	
7023.0340	0,200 A / 250 V		1950	0,54	$1,6 \cdot 10^{-2}$	•	•	•	
7023.0120	0,250 A / 250 V		2100	0,72	$2,7 \cdot 10^{-2}$	•	•	•	
7023.0130	0,310 A / 250 V		2050	0,93	$4,7 \cdot 10^{-2}$	•	•	•	
7023.0140	0,400 A / 250 V		35 A / 250 V AC p.f. / cos φ 0,7–0,8	3150	1,55	$5 \cdot 10^{-2}$	•	•	•
7023.0150	0,500 A / 250 V			2650	1,65	$7 \cdot 10^{-2}$	•	•	•
7023.0160	0,630 A / 250 V			2450	1,9	$2 \cdot 10^{-1}$	•	•	•
7023.0170	0,800 A / 250 V			2200	2,2	$3,9 \cdot 10^{-1}$	•	•	•
7023.0180	1 A / 250 V			820	1,1	$1,6 \cdot 10^{-1}$	•	•	•
7023.0190	1,25 A / 250 V	725		1,25	$3,7 \cdot 10^{-1}$	•	•	•	
7023.0210	1,60 A / 250 V	445		0,93	$8,3 \cdot 10^{-1}$	•	•	•	
7023.0220	2 A / 250 V	405		1,1	1,5	•	•	•	
7023.0230	2,50 A / 250 V	365		1,25	3,2	•	•	•	
7023.0240	3,15 A / 250 V	320		1,35	6,5	•	•	•	
7023.0250	4 A / 250 V	10 000 A / 250 V AC p.f. / cos φ 0,7–0,8	285	1,55	12	•	•	•	
7023.0260	5 A / 250 V		255	1,7	26	•	•	•	
7023.0270	6,3 A / 250 V		280	2,35	43	•	•	•	
7023.0280	8 A / 250 V		95	0,96	10	•	•	•	
7023.0290	10 A / 250 V		90	0,99	22	•	•	•	
7023.0310	12,5 A / 250 V		100	1,5	20	•	•	•	
7023.0320	16 A / 250 V		115	2,30	92	•	•	•	