



Chipsmall Limited consists of a professional team with an average of over 10 year of expertise in the distribution of electronic components. Based in Hongkong, we have already established firm and mutual-benefit business relationships with customers from,Europe,America and south Asia,supplying obsolete and hard-to-find components to meet their specific needs.

With the principle of "Quality Parts,Customers Priority,Honest Operation,and Considerate Service",our business mainly focus on the distribution of electronic components. Line cards we deal with include Microchip,ALPS,ROHM,Xilinx,Pulse,ON,Everlight and Freescale. Main products comprise IC,Modules,Potentiometer,IC Socket,Relay,Connector.Our parts cover such applications as commercial,industrial, and automotives areas.

We are looking forward to setting up business relationship with you and hope to provide you with the best service and solution. Let us make a better world for our industry!



## Contact us

Tel: +86-755-8981 8866 Fax: +86-755-8427 6832

Email & Skype: info@chipsmall.com Web: www.chipsmall.com

Address: A1208, Overseas Decoration Building, #122 Zhenhua RD., Futian, Shenzhen, China





	12	27.5	32.4				11/12		5-1534797-2	
	11	25	29.9				10/11		6-1534797-1	
	9	20	24.9				4/5		2-1534796-9	
	5	10	14.9				4/5		8-1534796-5	
COLOR CODE	POS.	DIM A	DIM B							PART No.

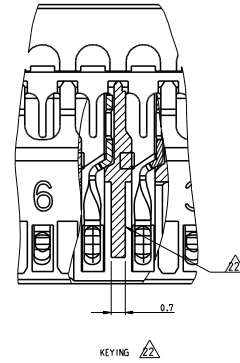
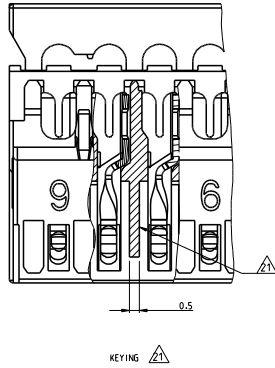
THIS DRAWING IS A CONTROLLED DOCUMENT.

DIMENSIONS: mm 	TOLERANCES UNLESS OTHERWISE SPECIFIED: 0 PLC ±0.2 1 PLC ±0.2 2 PLC ±0.2 3 PLC ± 4 PLC ± ANGLES FINISH	DATE: 2002 BY: Karadivlik CHK: Schaubel DATE: 2002 BY: Klenner PRODUCT SPEC: 108-10785 APPLICATION SPEC: 114-18467 HEIGHT: - Customer Drawing	NAME: AMP DUOPLUG 2.5 MARK II FEMALE CONNECTOR 2-20 POSITION SITE: A1 CASE CODE: 00779 DRAWING NO: 1534796 RESTRICTED TO: - SCALE: 10:1 SHEET: 2 of 4 FIG: 34
-----------------------	--	---	--

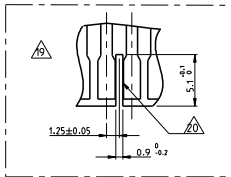
TE Connectivity



LOC	DATE	REVISIONS	DATE	BY	APP
A1	-	SEE SHEET 1	-	-	-



- △ KEYING, SPECIAL THICK, BETWEEN POSITION
- △ KEYING, SPECIAL THIN, BETWEEN POSITION
- △ SLOT FOR KEYING SPECIAL, BETWEEN POSITION
- △ RECOMMENDED PCB CUTOFF DIMENSION FOR THE KEYING SPECIAL, BETWEEN POSITION



GW T 750C AND UL V0 VERSION									
Blue	8	17.5	22.4	-	-	-	-	2-2304525-8	△
	8	17.5	22.4	-	-	-	-	1-2304525-8	△
Brown	8	17.5	22.4	-	-	-	2/3	2304525-8	△
	7	15	19.9	-	-	-	-	2304525-7	△
Black	6	12.5	17.4	-	-	-	-	4-2304525-6	△
Red	6	12.5	17.4	-	-	-	2/3	2-2304525-6	△
	6	12.5	17.4	-	-	-	-	1-2304525-6	△
Blue	6	12.5	17.4	-	-	-	4/5	2304525-6	△
	5	10	14.9	-	-	-	-	3-2304525-5	△
Green	5	10	14.9	-	-	-	3/4	2-2304525-5	△
Brown	5	10	14.9	-	-	-	2/3	1-2304525-5	△
	5	10	14.9	-	-	-	-	2304525-5	△
Blue	4	7.5	12.4	-	-	-	-	3-2304525-4	△
	4	7.5	12.4	-	-	-	-	2-2304525-4	△
Brown	4	7.5	12.4	-	-	-	1/2	1-2304525-4	△
Black	4	7.5	12.4	-	-	-	3/4	2304525-4	△
	3	5	9.9	-	-	-	-	1-2304525-3	△
Black	3	5	9.9	-	-	1/2	-	2304525-3	△
Color Code △	POS. Polzahl	DIM A	DIM B	KEYING △	KEYING △	KEYING △	KEYING △	PN Bestell-Nr.	

THIS DRAWING IS A CONTROLLED DOCUMENT. DATE: 20MAY2002  
 DESIGNED BY: J. Karabizik  
 DRAWN BY: J. Karabizik  
 CHECKED BY: J. Karabizik  
 APPROVED BY: J. Karabizik

TE Connectivity  
 AMP DUOPLUG 2.5 MARK 11  
 FEMALE CONNECTOR 2-20 POSITION

DIMENSIONS: mm  
 DIMENSIONS UNITS: mm  
 DIMENSIONS SPECIFICS: 0 PLG #0.2, 1 PLG #0.2, 2 PLG #0.2, 3 PLG #0.2, 4 PLG #0.2, 5 PLG #0.2, 6 PLG #0.2, 7 PLG #0.2, 8 PLG #0.2, 9 PLG #0.2, 10 PLG #0.2, 11 PLG #0.2, 12 PLG #0.2, 13 PLG #0.2, 14 PLG #0.2, 15 PLG #0.2, 16 PLG #0.2, 17 PLG #0.2, 18 PLG #0.2, 19 PLG #0.2, 20 PLG #0.2

MATERIAL: - FINISH: - WEIGHT: -

SCALE: 10:1 SHEET: 4 OF 4