



Chipsmall Limited consists of a professional team with an average of over 10 year of expertise in the distribution of electronic components. Based in Hongkong, we have already established firm and mutual-benefit business relationships with customers from,Europe,America and south Asia,supplying obsolete and hard-to-find components to meet their specific needs.

With the principle of “Quality Parts,Customers Priority,Honest Operation,and Considerate Service”,our business mainly focus on the distribution of electronic components. Line cards we deal with include Microchip,ALPS,ROHM,Xilinx,Pulse,ON,Everlight and Freescale. Main products comprise IC,Modules,Potentiometer,IC Socket,Relay,Connector.Our parts cover such applications as commercial,industrial, and automotives areas.

We are looking forward to setting up business relationship with you and hope to provide you with the best service and solution. Let us make a better world for our industry!



## Contact us


Tel: +86-755-8981 8866 Fax: +86-755-8427 6832

Email & Skype: info@chipsmall.com Web: www.chipsmall.com

Address: A1208, Overseas Decoration Building, #122 Zhenhua RD., Futian, Shenzhen, China



## 400 Series, TE5®, Time-Lag Fuse



### Description

The 400 Series is a TE5®, Time-Lag type subminiature fuse designed for overcurrent protection. It is 250V rated and designed in accordance to IEC 60127-3.

### Features

- Lead-free and RoHS Compliant
- Reduced PCB space requirements
- Direct solderable or plug-in versions
- Low internal resistance
- Shock safe casing
- Vibration resistant
- Halogen-free

### Applications

- Battery chargers
- Consumer electronics
- Power supplies
- Industrial controllers

### Additional Information



Datasheet








Resources



Samples






### Agency Approvals

Agency	Agency File Number	Ampere Range
	E67006	800mA – 6.3A
	JET1896-31007-2001 JET1896-31007-1003	1A – 5A 6.3A
	DE1-40597	500mA – 6.3A
	CQC09012031624	500mA – 6.3A
	SUS05024-9004	500mA – 800mA
	SUS05024-9003	1A – 2.5A
	SUS05024-9001	3.15A
	SUS05024-10003	4A – 5A
	SUS05024-9002	6.3A

### Electrical Characteristics

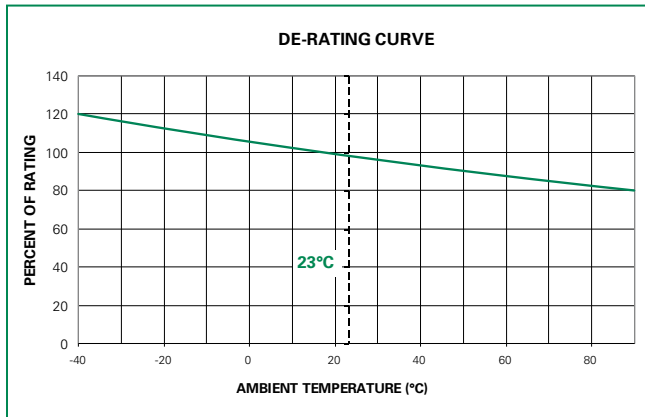
% of Ampere Rating	Opening Time
150%	1 Hour, Minimum
210%	120 Secs., Maximum
275%	400 ms, Minimum; 10 Secs., Maximum
400%	150 ms, Minimum; 3 Secs., Maximum
1000%	20 ms, Minimum; 150 ms, Maximum

### Electrical Characteristics

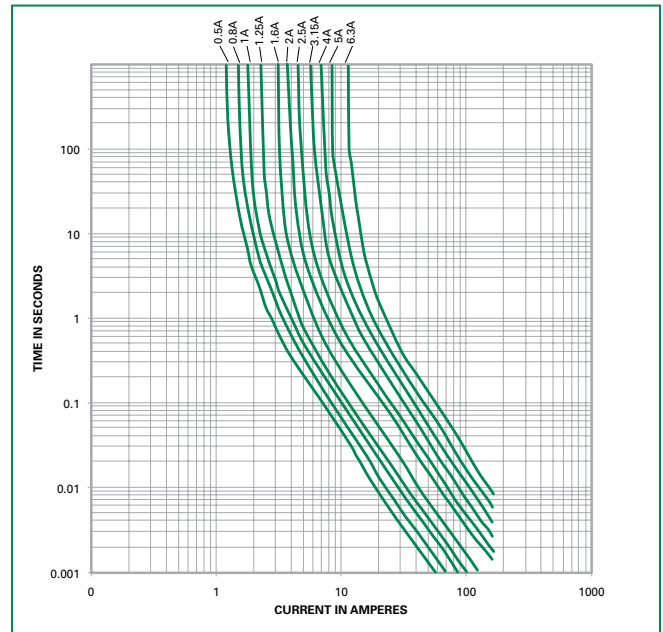
Amp Code	Rated Current	Rated Voltage	Breaking Capacity	Voltage Drop 1.0×I <sub>N</sub> max. (mV)	Power Dissipation 1.0×I <sub>N</sub> max. (mW)	Melting Integral 10×I <sub>N</sub> max. (A <sup>2</sup> s)	Agency Approvals				
											
0500	500mA	250V	130A/250VAC* 50-60 Hz cosφ = 1.0	165	297	2.17	x		x	x	x
0800	800mA	250V		116	387	6.72	x		x	x	x
1100	1.00A	250V		89	432	9.63	x	x	x	x	x
1125	1.25A	250V		76	411	14.44	x	x	x	x	x
1160	1.60A	250V		76	601	21.75	x	x	x	x	x
1200	2.00A	250V		75	758	32.16	x	x	x	x	x
1250	2.50A	250V		61	683	61.94	x	x	x	x	x
1315	3.15A	250V		55	921	101.61	x	x	x	x	x
1400	4.00A	250V		65	936	133.40	x	x	x	x	x
1500	5.00A	250V		56	948	216.50	x	x	x	x	x
1630	6.30A	250V		48	926	318.71	x	x	x	x	x

\* Per VDE, approved breaking capacity is at 100A, 250VAC

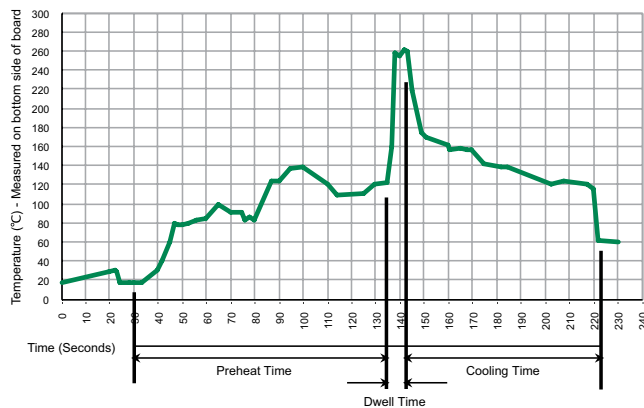
## Temperature Derating Curve



## Average Time Current Curves



## Soldering Parameters - Wave Soldering



### Recommended Process Parameters:

Wave Parameter	Lead-Free Recommendation
<b>Preheat:</b> (Depends on Flux Activation Temperature)	(Typical Industry Recommendation)
Temperature Minimum:	100° C
Temperature Maximum:	150° C
Preheat Time:	60-180 seconds
<b>Solder Pot Temperature:</b>	260° C Maximum
<b>Solder Dwell Time:</b>	2-5 seconds

### Recommended Hand-Solder Parameters:

Solder Iron Temperature: 350° C +/- 5° C  
Heating Time: 5 seconds max.

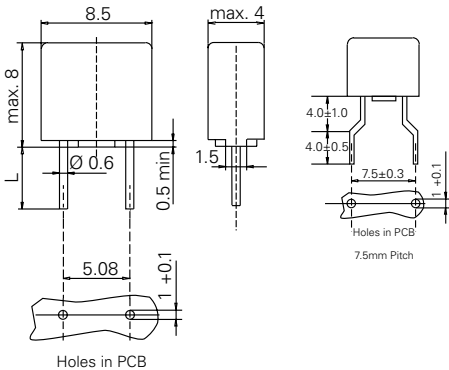
**Note: These devices are not recommended for IR or Convection Reflow process.**

## Product Characteristics

<b>Materials</b>	Base/Cap: Brown Thermoplastic Polyamide, UL 94 V-0 Round Pins: Copper, Tin-plated
<b>Lead Pull Strength</b>	10 N (IEC 60068-2-21)
<b>Solderability</b>	260°C, ≤ 3s. (Wave) 350°C, ≤ 1s. (Soldering Iron)
<b>Soldering Heat Resistance</b>	260°C, 10s. (IEC 60068-2-20) 350°C, 3s. (Soldering Iron)

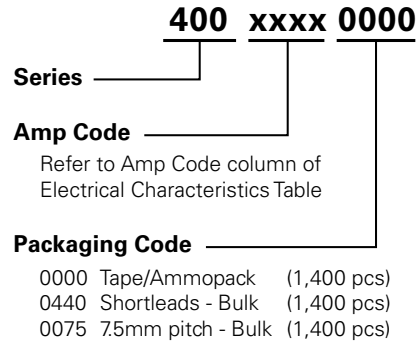
<b>Operating Temperature</b>	-40°C to +85°C (consider derating)
<b>Climatic Category</b>	-40°C to +85°C/21 days (EN 60068-1, -2-1, -2-2, -2-78)
<b>Stock Conditions</b>	+10°C to +60°C relative humidity 75% yearly average, without dew, maximum value for 30 days - 95%
<b>Vibration Resistance</b>	24 cycles at 15 min. each (EN60028-2-6) 10-60 Hz at 0.75 mm amplitude 20-2000 Hz at 10 g acceleration

## Dimensions



Long Leads (L=18.8±0.3mm)  
Short Leads (L=4.3±0.3mm)

## Part Numbering System



## Packaging

Packaging Option	Packaging Specification	Quantity	Quantity & Packaging Code	Taping Width
<b>400 Series</b>				
Tape & Ammopack	N/A	1,400	0000	N/A
Short Leads	N/A	1,400	0440	N/A
7.5 mm Pitch	N/A	1,400	0075	N/A