



Chipsmall Limited consists of a professional team with an average of over 10 year of expertise in the distribution of electronic components. Based in Hongkong, we have already established firm and mutual-benefit business relationships with customers from,Europe,America and south Asia,supplying obsolete and hard-to-find components to meet their specific needs.

With the principle of "Quality Parts,Customers Priority,Honest Operation,and Considerate Service",our business mainly focus on the distribution of electronic components. Line cards we deal with include Microchip,ALPS,ROHM,Xilinx,Pulse,ON,Everlight and Freescale. Main products comprise IC,Modules,Potentiometer,IC Socket,Relay,Connector.Our parts cover such applications as commercial,industrial, and automotives areas.

We are looking forward to setting up business relationship with you and hope to provide you with the best service and solution. Let us make a better world for our industry!



## Contact us

Tel: +86-755-8981 8866 Fax: +86-755-8427 6832

Email & Skype: [info@chipsmall.com](mailto:info@chipsmall.com) Web: [www.chipsmall.com](http://www.chipsmall.com)

Address: A1208, Overseas Decoration Building, #122 Zhenhua RD., Futian, Shenzhen, China



# Rods (4077266011)



Part Number: 4077266011

77 ROD

- Explanation of Part Numbers:
- Digits 1 & 2 = Product Class
  - Digits 3 & 4 = Material Grade

Pressed Fair- Rite rods are used extensively in high- energy storage designs.

These rods can also be used for inductive components that require temperature stability or have to accommodate large dc bias requirements.

Figure 2 rods have a 0.6 mm (0.024") maximum chamfer on the end faces.

For frequency tuned rod designs see section Antenna/ RFID Rods.

For any rod requirement not listed here, feel free to contact our customer service group for availability and pricing.

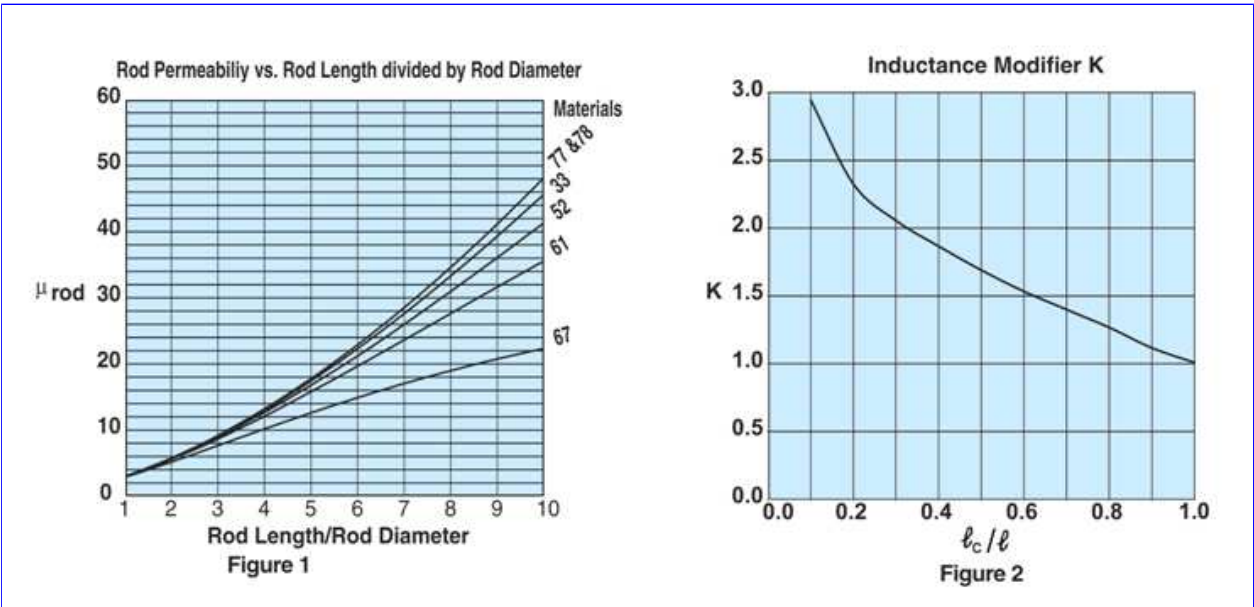
The A dimension can be centerless ground to tighter tolerances.

Weight: 5.8 (g)

Dim	mm	mm tol	nominal inch	inch misc.
A	6.35	±0.25	0.25	
C	38.1	±0.75	1.5	

Figure 1 shows the rod permeability as a function of the length to diameter ratio for the six materials available in rods.

Figures 3, 4 and 5 illustrate typical temperature behavior of wound rods. Would rods in 33 and 77 material yield the best temperature stable inductors, see Figure 4. Both show a typical inductance change of <1% over the -40° to 120°C temperature range. The parts have a L/ D ratio of 8.1. Lower ratios will change less. This is shown in detail in Figure 5 for the same 52 material but with the L/ D ratio as the parameter. A lower ratio means a lower rod permeability but with improved temperature stability.



## Wound Rod Inductance Calculations

To calculate the inductances of a wound rod the following formula can be used,

$$L = K \mu_0 \mu_{\text{rod}} \frac{N^2 A_e}{\ell} 10^4 (\mu\text{H})$$

Where: K = Inductance modifier

$$\mu_0 = 4\pi 10^{-7}$$

$\mu_{\text{rod}}$  = rod permeability found in Figure 1.

N = Number of turns

$A_e$  = Cross sectional area of the rod ( $\text{cm}^2$ )

$\ell$  = Length of the rod (cm)

$\ell_c$  = Length of the winding (cm)

The inductance modifier is found in Figure 2. The ratio winding length divided by the rod length will give the inductance modifier. If the rod is totally wound the K=1. Shorter but centered winding will yield higher K values.

Using the rod 3061990871 as an example.

For this rod the length over diameter ratio is 8.33 and for 61 material Figure 1 gives a  $\mu_{\text{rod}}$  of 29. The rod has an  $A_e = 0.0707 \text{ cm}^2$  and  $\ell = 2.5 \text{ cm}$ .

A winding of 80 turns of 30 AWG wire will yield a fully wound rod, therefore K=1.

Using the formula the calculated inductance is  $65.96 \mu\text{H}$ .

The measured values for both winding were 66.95 and  $39.50 \mu\text{H}$  respectively.

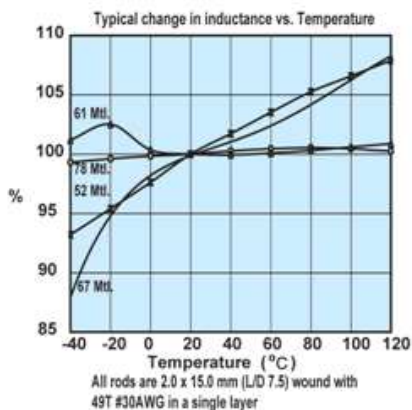


Figure 3

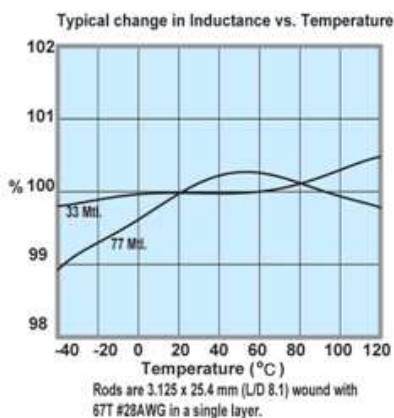


Figure 4

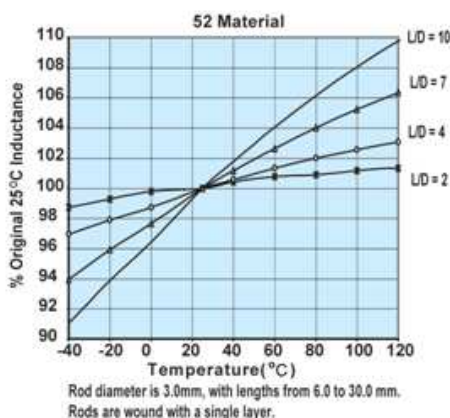


Figure 5

Fair- Rite Products Corp. • One Commercial Row, Wallkill, New York 12589-0288  
888-324-7748 • 845-895-2055 • Fax: 845-895-2629 • [ferrites@fair-rite.com](mailto:ferrites@fair-rite.com) • [www.fair-rite.com](http://www.fair-rite.com)