



Chipsmall Limited consists of a professional team with an average of over 10 year of expertise in the distribution of electronic components. Based in Hongkong, we have already established firm and mutual-benefit business relationships with customers from,Europe,America and south Asia,supplying obsolete and hard-to-find components to meet their specific needs.

With the principle of “Quality Parts,Customers Priority,Honest Operation,and Considerate Service”,our business mainly focus on the distribution of electronic components. Line cards we deal with include Microchip,ALPS,ROHM,Xilinx,Pulse,ON,Everlight and Freescale. Main products comprise IC,Modules,Potentiometer,IC Socket,Relay,Connector.Our parts cover such applications as commercial,industrial, and automotives areas.

We are looking forward to setting up business relationship with you and hope to provide you with the best service and solution. Let us make a better world for our industry!



## Contact us

Tel: +86-755-8981 8866 Fax: +86-755-8427 6832

Email & Skype: info@chipsmall.com Web: www.chipsmall.com

Address: A1208, Overseas Decoration Building, #122 Zhenhua RD., Futian, Shenzhen, China





## UL 94V0 RATED NI/CU POLYESTER TAFFETA FABRIC-OVER-FOAM

Laird Technologies' Fabric-over-foam (FoF) 51H EMI gaskets provide excellent EMI shielding performance for customers where EMI issues occur. The 51H series EMI gaskets are composed of electrically conductive fabric wrapped around a soft urethane foam core. They are supplied with either a conductive or non-conductive pressure sensitive adhesive (PSA), and can be equipped with an Extended Release Liner (ERL) on the adhesive. The 51H is a halogen-free, UL 94V0 rated product that can be created with cross-section profiles such as rectangle, D, C, P, T, knife, bell shapes, and others. The 51H EMI gaskets can be further customized to an application by die-cutting, hole punching, notching, etc.

### FEATURES

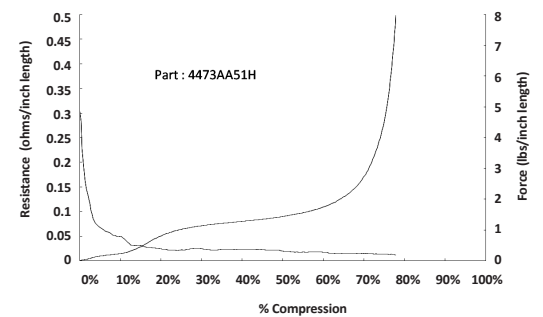
- Fabric-over-Foam gaskets are RoHS compliant
- Halogen-free per IEC-61249-2-21 standard
- UL 94V0
- Low surface resistivity of  $< 0.07 \Omega/\square$  provides excellent conductivity
- Shielding effectiveness of  $>100$  dB across a wide spectrum of frequencies
- Extremely low compression forces allow for use of lighter materials
- Fabric is highly conductive to provide good EMI shielding and grounding
- Abrasion resistant metallized fabrics show virtually no degradation in electrical performance after 1,000,000 cycles
- Laird Technologies' proprietary coating prevents fabric fraying and fingerprinting
- Available with conductive or non-conductive PSA
- Many cross-section profiles available such as rectangle, D, C, P, T, knife, bell and more
- Profile gaskets can be cut to specified lengths, kiss-cut on release liner, or mitered to form frame configurations

### MARKETS

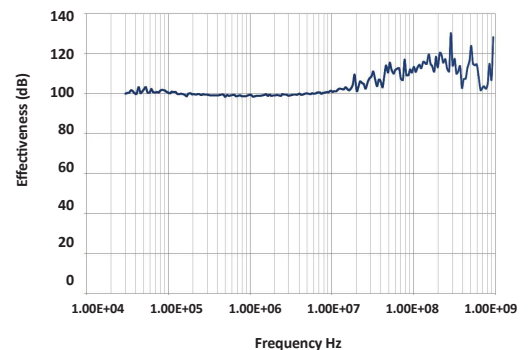
- Cabinet applications
- LCD and Plasma TV
- Medical equipment
- Servers
- Printers
- Laptop computers
- Networking equipment
- Desktop computers
- Telecommunications cabinets



### FORCE/DISPLACEMENT/RESISTANCE (FDR)



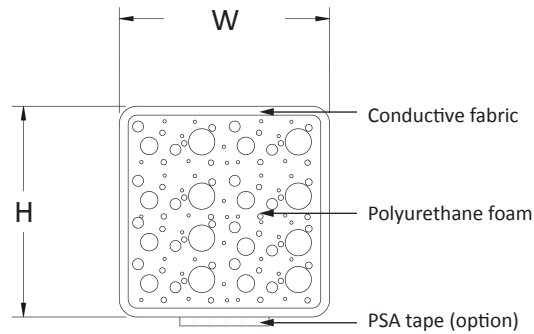
### SHIELDING EFFECTIVENESS (dB)



USA: +1.866.928.8181  
Europe: +49.0.8031.2460.0  
Asia: +86.755.2714.1166

Item	Unit	Value	Test Method
Shielding Effectiveness			
at 100 MHz		108	SAE-ARP-1705(Mod.)
at 1 GHz	dB	110	(W10 mm x H8 mm)
Surface Resistivity	$\Omega/\square$	< 0.07	ASTM F390
Compression Set	%	< 20	ASTM D3574
Operation Temperature	°C	-40 ~ 70	-
Flame Retardant	UL 94V0 (UL file No.E170327, Designation V0 041)		
Hazardous Substance	Compliant with RoHS (Directive 2011/65/EU)		
	Compliant with SONY ss-00259		
	Halogen-free (based on IEC-61249-2-21)		
Antimony-free			
Shelf Life	12 months at 23°C/ 60% R.H.		

## COMPOSITION OF PRODUCT



## PRESSURE SENSITIVE ADHESIVE (PSA TAPE) OPTIONS

Name	Type	Thickness (mm)	Peel strength on stainless steel (JIS Z 0237)	Z-axis Resistance
LT-301	Conductive PSA	0.09	> 1.3 kgf/25 mm	< 0.05 $\Omega$
LT-350	PSA	0.12	> 2 kgf/25 mm	-

\*Other PSA can be provided. Contact Laird Technologies engineering.

Values presented have been determined by standard test methods and are typical values not to be used for specification purposes.

## ORDERING INFORMATION

### PART NUMBER EXAMPLE

Digits:	1	2	3	4	5	6	7	8	9	10	11	12	13	14		
	4	2	1	6	A	A	-	5	1	H	-	0	1	4	0	0
	Profile Shape & Details							Product Name				Part Length				

EMI-DS-FOF-51H 062615

Any information furnished by Laird and its agents is believed to be accurate and reliable. All specifications are subject to change without notice. Responsibility for the use and application of Laird materials rests with the end user, since Laird and its agents cannot be aware of all potential uses. Laird makes no warranties as to the fitness, merchantability or suitability of any Laird materials or products for any specific or general uses. Laird, Laird Technologies, Inc or any of its affiliates or agents shall not be liable for incidental or consequential damages of any kind. All Laird products are sold pursuant to the Laird Technologies' Terms and Conditions of sale in effect from time to time, a copy of which will be furnished upon request. © Copyright 2015 Laird Technologies, Inc. All Rights Reserved. Laird, Laird Technologies, the Laird Logo, and other marks are trademarks or registered trademarks of Laird Technologies, Inc. or an affiliate company thereof. Other product or service names may be the property of third parties. Nothing herein provides a license under any Laird or any third party intellectual property rights.