



Chipsmall Limited consists of a professional team with an average of over 10 year of expertise in the distribution of electronic components. Based in Hongkong, we have already established firm and mutual-benefit business relationships with customers from,Europe,America and south Asia,supplying obsolete and hard-to-find components to meet their specific needs.

With the principle of “Quality Parts,Customers Priority,Honest Operation,and Considerate Service”,our business mainly focus on the distribution of electronic components. Line cards we deal with include Microchip,ALPS,ROHM,Xilinx,Pulse,ON,Everlight and Freescale. Main products comprise IC,Modules,Potentiometer,IC Socket,Relay,Connector.Our parts cover such applications as commercial,industrial, and automotives areas.

We are looking forward to setting up business relationship with you and hope to provide you with the best service and solution. Let us make a better world for our industry!



Contact us

Tel: +86-755-8981 8866 Fax: +86-755-8427 6832

Email & Skype: info@chipsmall.com Web: www.chipsmall.com

Address: A1208, Overseas Decoration Building, #122 Zhenhua RD., Futian, Shenzhen, China



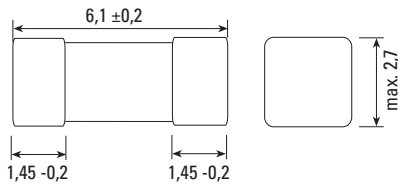
SMQ / No. 419

UL 248-14, 125V, F

Specifications

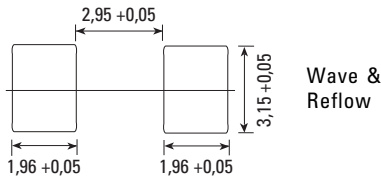


Dimensions (mm)



Pad Size 2410

Pad Layout



Time-Current Characteristic

Quick Acting (F)

Standard

UL 248-14
CSA C22.2 No. 248.14

Approvals

cULus Listed: File No. E 67006
cULus Recognized: File No. E 67006

Features

Heat resistant ceramic housing
For line or low voltage applications
Low voltage drop
Internationally approved

WebLinks

Data Sheet - latest version

www.wickmannusa.com/products/419.pdf

Approval Certificates

www.wickmannusa.com/approvals

Time-Current Curve

www.wickmannusa.com/itcurves

Packaging

www.wickmannusa.com/pack

For Application Information refer to

www.wickmannusa.com/download/fuseology.pdf

Packaging Code and Info

000: Blister Tape/Ø180mm Reel (1000 pcs.)
010: Blister Tape (5000 pcs.) contact WICKMANN

Materials

Housing: Ceramic
Element: Wire
Terminals: Copper alloy, tin plated

Operating Temperature

-65°C to +125°C (consider de-rating)

Climatic Category

-40°C/+85°C/21 days (IEC 60068-2-1...3)

Stock Conditions

+10°C to +60°C
relative humidity ≤ 75% yearly average,
without dew, maximum value for 30 days-95%

Vibration Resistance

24 cycles at 15 min. each (IEC 60068-2-6)
10 - 60Hz at 0.75mm amplitude
60 - 2000Hz at 10g acceleration

Solderability

235°C, 3 sec. (IEC 60068-2-58)

Soldering Heat Resistance

260°C, 10 sec. (IEC 60068-2-58)

Minimum Cross Section, Copper

Conducting path - 0.1mm²
Path thickness - 0.035mm

Mounting

Avoid circuit traces below the fuse


Marking

F, Current Rating

Unit Weight




0.23g (approx.)

Limits for Pre-arcing Time

Rated Current	2.0 x I _{Rated}	2.0 x I _{Rated} 
62mA ... 10.00A	< 60s	< 5s



Permissible continuous operating current is ≤ 70% at ambient temperature of 23°C (73.4°F).

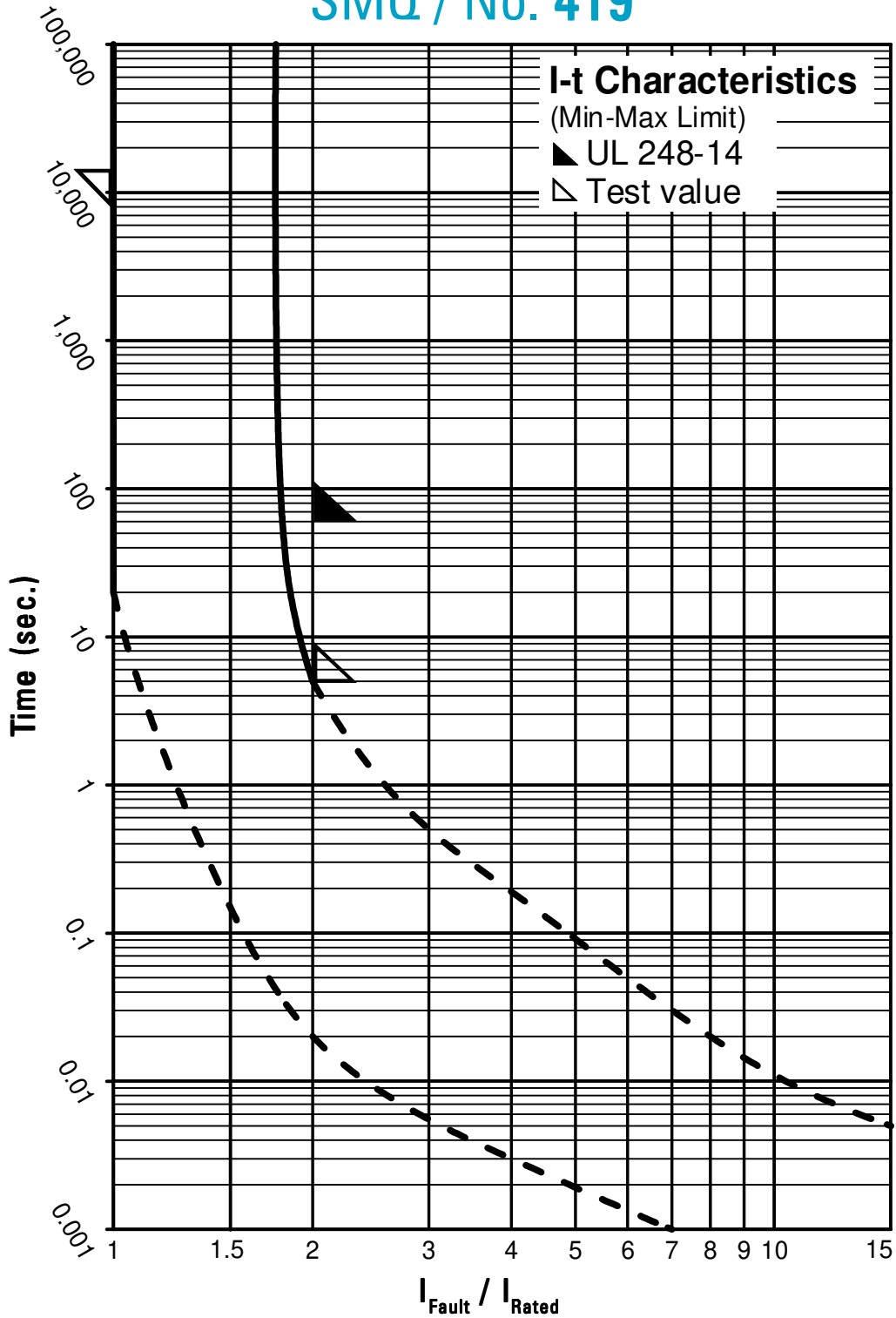
Rated Current	Amp Code	Voltage Rating	Breaking Capacity	Voltage Drop 1.0 x I _{Rated}  typ. (mV)	Power Dissipation 1.0 x I _{Rated}  typ. (mW)	Melting Integral 10 x I _{Rated} 		Approvals	
						max. (A ² s)	typ. (A ² s)	cULus	cURus
62mA	0062	125V		1600	85	0.00014	0.000095	•	
125mA	0125	125V		1300	120	0.00085	0.00067	•	
250mA	0250	125V		950	150	0.0065	0.0052	•	
500mA	0500	125V		360	200	0.093	0.074	•	
750mA	0750	125V		350	300	0.25	0.20	•	
1.00A	1100	125V	50A / 125VAC/DC	210	230	0.50	0.42	•	
1.50A	1150	125V	50-60Hz	250	500	1.1	0.95	•	
2.00A	1200	125V	cos φ = 1.0	180	400	1.1	0.90	•	
2.50A	1250	125V		220	550	1.2	0.95	•	
3.00A	1300	125V		160	600	2.0	1.7	•	
4.00A	1400	125V		140	670	4.3	3.42	•	
5.00A	1500	125V		130	750	7.5	6.8	•	
7.00A	1700	125V	35A / 125VAC	130	1200	13.6	11.6	•	•
8.00A	1800	125V	50-60Hz; cos φ = 1.0	110	1300	17.5	13.8	•	•
10.00A	2100	125V	100A / 125VDC	100	1400	27	23.5	•	•

Order Information

Qty.	Order-Number	Series	Amp Code	Pack. Code
		419		

Specifications are subject to change without notice.

SMQ / No. 419



Contact WICKMANN for individual I-t curves