



Chipsmall Limited consists of a professional team with an average of over 10 year of expertise in the distribution of electronic components. Based in Hongkong, we have already established firm and mutual-benefit business relationships with customers from,Europe,America and south Asia,supplying obsolete and hard-to-find components to meet their specific needs.

With the principle of “Quality Parts,Customers Priority,Honest Operation,and Considerate Service”,our business mainly focus on the distribution of electronic components. Line cards we deal with include Microchip,ALPS,ROHM,Xilinx,Pulse,ON,Everlight and Freescale. Main products comprise IC,Modules,Potentiometer,IC Socket,Relay,Connector.Our parts cover such applications as commercial,industrial, and automotives areas.

We are looking forward to setting up business relationship with you and hope to provide you with the best service and solution. Let us make a better world for our industry!



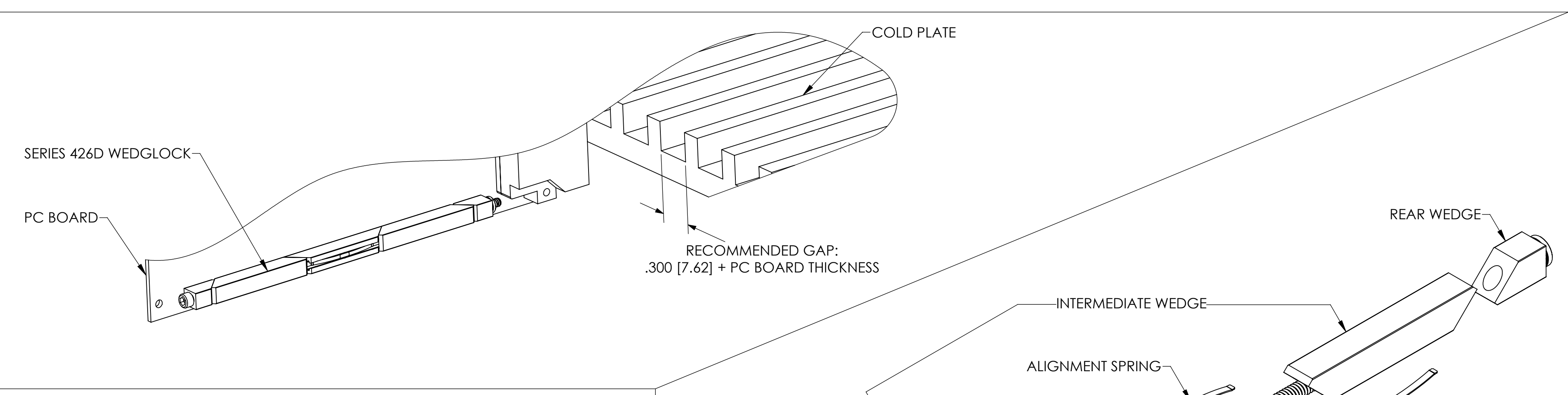
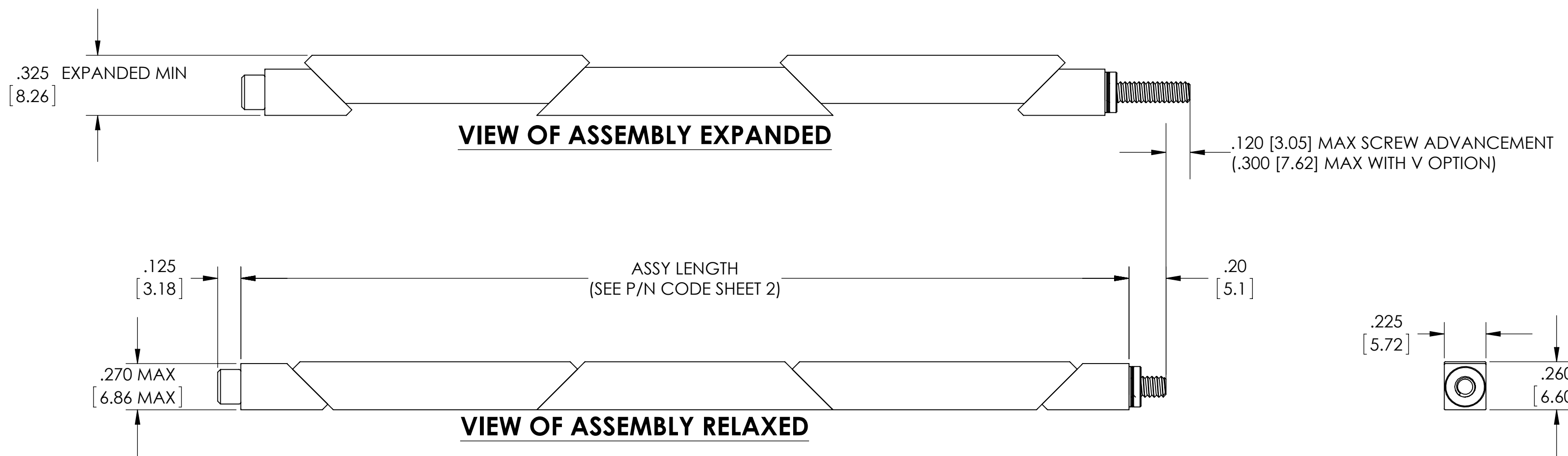
## Contact us

Tel: +86-755-8981 8866 Fax: +86-755-8427 6832

Email & Skype: info@chipsmall.com Web: www.chipsmall.com

Address: A1208, Overseas Decoration Building, #122 Zhenhua RD., Futian, Shenzhen, China





**FEATURES**

- DESIGNED FOR HEAVY SHOCK AND VIBRATION.
- UNIFORM CLAMPING FORCE AND HIGH THERMAL TRANSFER.
- NARROW WIDTH FOR MAXIMUM PCB COMPONENT AREA.
- LIGHT WEIGHT = ASSEMBLY LENGTH X .104 OZ [2.95 G] OR [1.16 G/CM].
- SPECIAL LENGTHS, FINISH, AND OTHER DESIGN OPTIONS AVAILABLE UPON REQUEST.

**MATERIAL**  
 WEDGES: ALUMINUM 6061-T6.  
 ALIGNMENT SPRINGS: 301 STAINLESS STEEL, PASSIVATED.  
 ALL OTHER HARDWARE: 18-8 STAINLESS STEEL, PASSIVATED.

PARTS ARE SHIPPED AS COMPLETE ASSEMBLY IN RELAXED STATE EXCEPT FOR RIVET MOUNT OPTION.

RECOMMENDED DRIVE SCREW TORQUE IS 6 IN-LBS [68 N-CM].

<p><b>PROPRIETARY AND CONFIDENTIAL</b></p> <p>THE INFORMATION CONTAINED IN THIS DRAWING IS THE SOLE PROPERTY OF WAKEFIELD-VETTE. ANY REPRODUCTION IN PART OR AS A WHOLE WITHOUT THE WRITTEN PERMISSION OF WAKEFIELD-VETTE IS PROHIBITED.</p> <p>MATERIAL: SEE PART DETAILS</p> <p>FINISH: SEE FINISH TABLE</p>	<p>UNLESS OTHERWISE SPECIFIED:          DIMENSIONS ARE IN INCHES          TOLERANCES:</p> <p>MACHINED SURFACES <math>\sqrt{63}</math></p> <p>ANGULAR <math>\pm 1^\circ</math></p> <p>TWO PLACE DECIMAL <math>\pm .02</math></p> <p>THREE PLACE DECIMAL <math>\pm .005</math></p> <p>INTERPRET GEOMETRIC TOLERANCING PER: ASME Y-14.5M</p> <p>DO NOT SCALE DRAWING</p>	<table border="1"> <tr> <th>NAME</th> <th>DATE</th> </tr> <tr> <td>RSB</td> <td>6 FEB 2013</td> </tr> <tr> <th>CHECKED</th> <td></td> </tr> <tr> <th>APPR.</th> <td></td> </tr> </table>	NAME	DATE	RSB	6 FEB 2013	CHECKED		APPR.		<p><b>wakefield-vette</b></p>
	NAME	DATE									
	RSB	6 FEB 2013									
	CHECKED										
APPR.											
<p>THIRD ANGLE PROJECTION</p>	<p>TITLE:</p> <p><b>WEDGELock DATASHEET</b>  <b>.260 X .225 PROFILE</b></p>	<p>SIZE DWG. NO. REV</p> <p><b>C 426D-DS 02/13</b></p>	<p>SCALE: NONE</p> <p>SHEET 1 OF 2</p>								
<p>CAGE CODE</p> <p><b>3E7UB</b></p>	<p>SCALE: NONE</p>	<p>SCALE: NONE</p>	<p>SCALE: NONE</p>								



[LLL] LENGTH TABLE		
ASSY LENGTH [LLL]	[H] MTG X	[C] OPTION X/2
480 - 749	.900	.450
750 - 849	1.900	.950
850 & UP	2.900	1.450

OTHER LENGTHS AVAILABLE UPON REQUEST

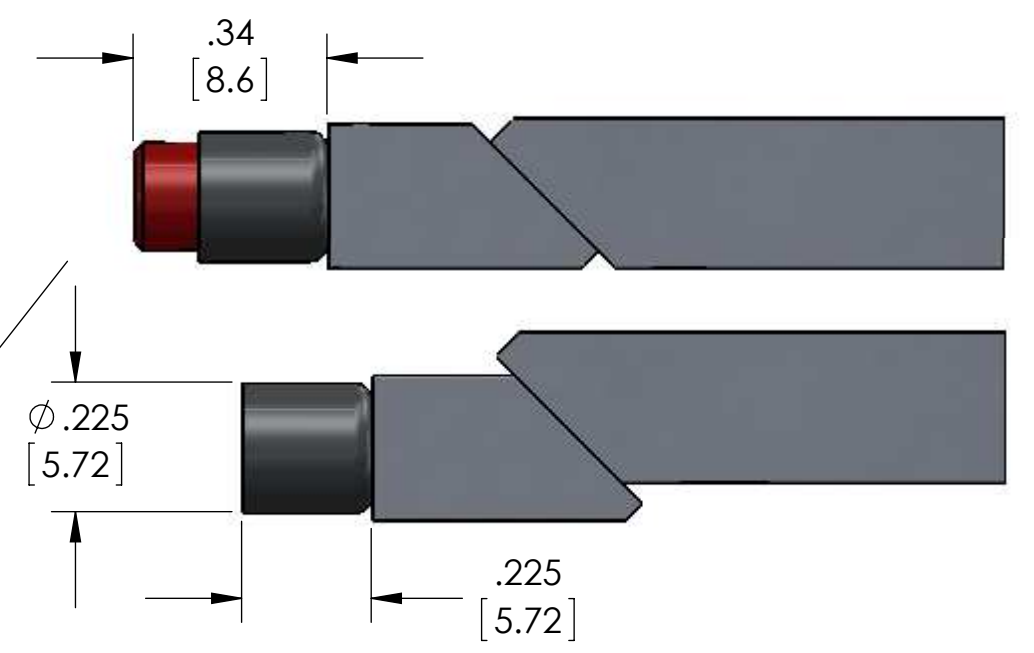
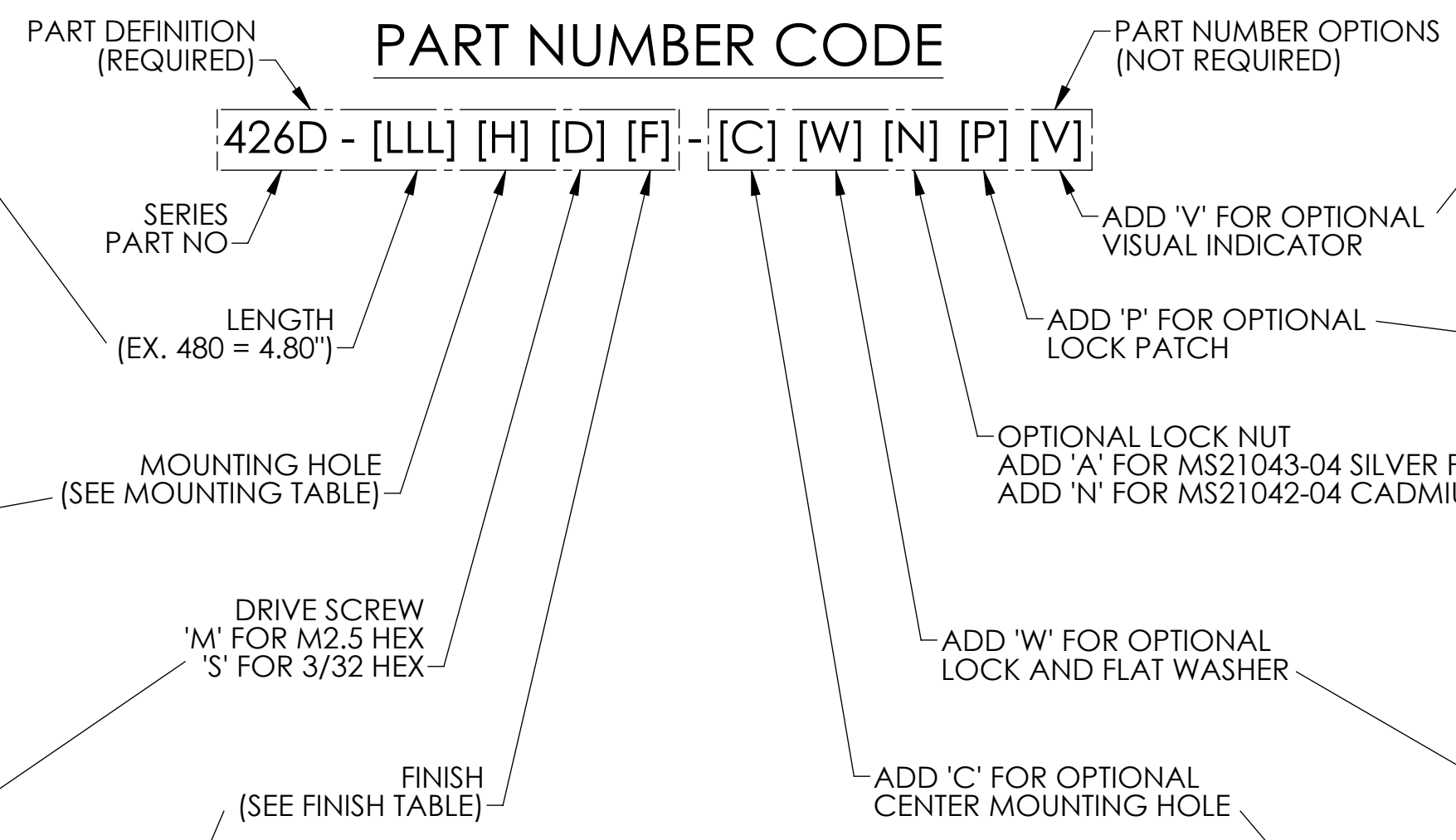
[H] MOUNTING TABLE	
DASH NO	DESCRIPTION
A	NO MOUNTING HOLES
R	$\phi .068 / .073$ THRU $\phi .156 \times \downarrow .20$ $100^\circ \times \phi .140$
T	#0-80 UNF-2B THREADS
S	#2-56 UNC-2B THREADS
U	M2 X .4-6H THREADS
M	M2.5 X .45-6H THREADS

[F] FINISH TABLE	
DASH NO	DESCRIPTION
A	NONE
C	CHEM FILM PER MIL-DTL-5541, CLASS 1A, TYPE I (CLEAR)
G	CHEM FILM PER MIL-DTL-5541, CLASS 1A, TYPE I (GOLD)
B	BLACK ANODIZE PER MIL-A-8625, TYPE II, CLASS 2
H	HARD BLACK ANODIZE PER MIL-A-8625, TYPE III, CLASS 2
N	NICKEL PLATE PER QQ-N-290, CLASS 1, GRADE G, BRIGHT
E	ELECTROLESS NICKEL PER MIL-C-26074, CLASS 4, GRADE B, BRIGHT
T	TRIVALENT CHEM FILM PER MIL-DTL-5541, CLASS 1A, TYPE II (CLEAR), RoHS COMPLIANT

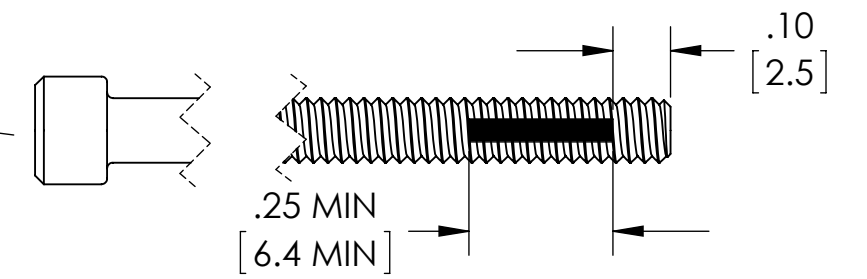
ALL THREADS ARE GAUGED PRIOR TO PLATING

**PART#1 EXAMPLE: 426D-480UMG**  
4.80" LENGTH, M2 MOUNT HOLES, METRIC M2.5 SOCKET HEAD, GOLD CHEM FILM

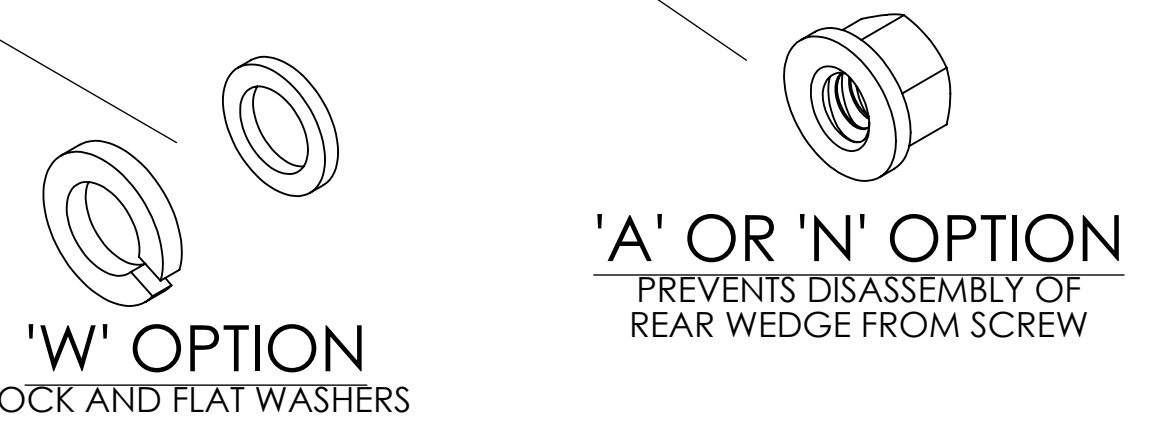
**PART#2 EXAMPLE: 426D-480UMG-CP**  
SAME AS ABOVE PLUS CENTER MOUNTING HOLE AND LOCK PATCH OPTIONS



**'V' OPTION**  
VISUALLY CONFIRMS LOCKED IN PLACE WHEN RED SCREW HEAD IS CONCEALED



**'P' OPTION**  
NYLON PATCH PER MIL-F-18240 PROVIDES ADDITIONAL RESISTANCE TO SHOCK AND VIBRATION



**'W' OPTION**  
LOCK AND FLAT WASHERS

**'A' OR 'N' OPTION**  
PREVENTS DISASSEMBLY OF REAR WEDGE FROM SCREW

