



Chipsmall Limited consists of a professional team with an average of over 10 year of expertise in the distribution of electronic components. Based in Hongkong, we have already established firm and mutual-benefit business relationships with customers from,Europe,America and south Asia,supplying obsolete and hard-to-find components to meet their specific needs.

With the principle of “Quality Parts,Customers Priority,Honest Operation,and Considerate Service”,our business mainly focus on the distribution of electronic components. Line cards we deal with include Microchip,ALPS,ROHM,Xilinx,Pulse,ON,Everlight and Freescale. Main products comprise IC,Modules,Potentiometer,IC Socket,Relay,Connector.Our parts cover such applications as commercial,industrial, and automotives areas.

We are looking forward to setting up business relationship with you and hope to provide you with the best service and solution. Let us make a better world for our industry!



Contact us

Tel: +86-755-8981 8866 Fax: +86-755-8427 6832

Email & Skype: info@chipsmall.com Web: www.chipsmall.com

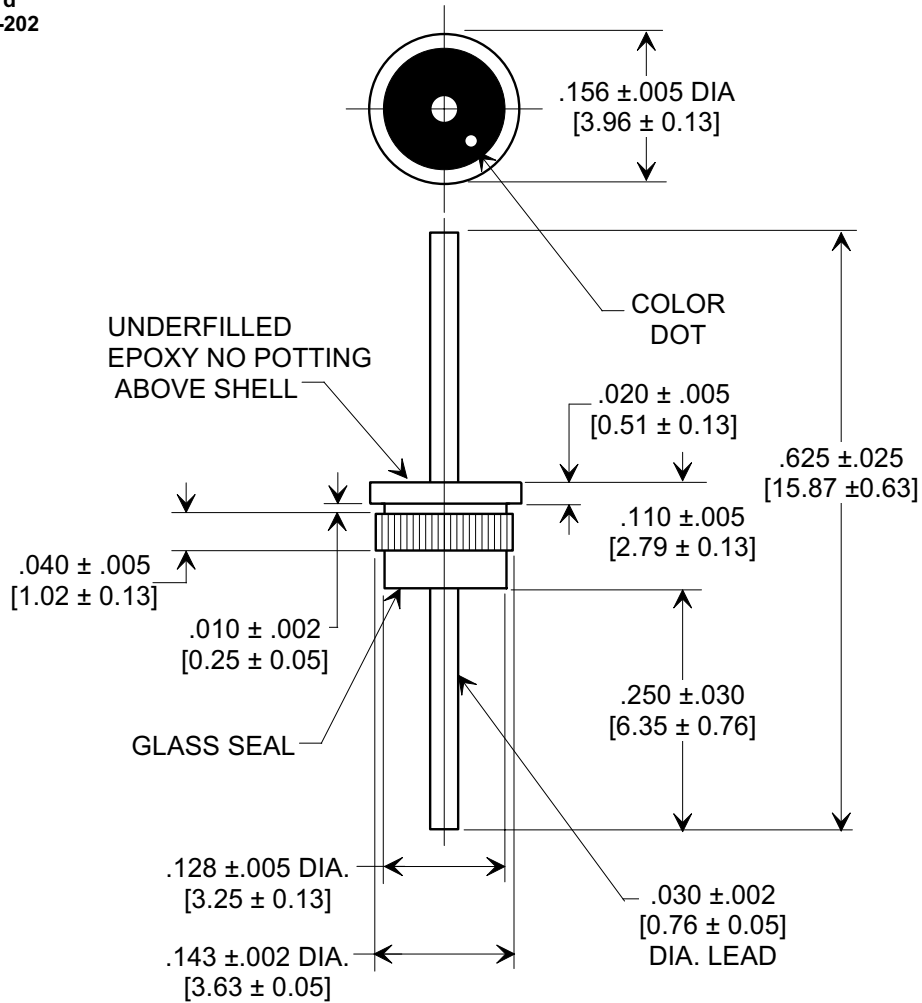
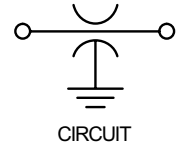
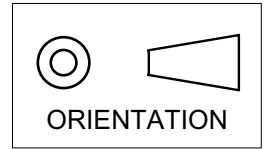
Address: A1208, Overseas Decoration Building, #122 Zhenhua RD., Futian, Shenzhen, China



MARKETING SALES DRAWING

DIMENSIONS IN INCHES - DO NOT SCALE THIS DRAWING
 DIMENSIONS IN METRIC - []

Electrical Testing
 per Tusonix standard
 test plans and Mil-Std-202
 Test Methods.



NOTES:

1. Gold plating, type III (99.9% min.), 100 microinch thickness over 200 microinch nickel underplate.
2. Epoxy sealed on opposite end from glass.
3. Max. recommended terminal soldering temperature: 260°C.
4. Recommended mounting hole: .136/.137 [3.45/3.48]. Hole must be free of insulating material. Proper installation requires firm, steady pressure until flange is fully seated.
5. Operating temperature range: -55°C to +125°C.
6. Tusonix Standard part number: 4304-000.
 Tusonix RoHS compliant part number: 4304-000 LF.
 Customer must specify Standard or RoHS part number when ordering.
7. RoHS compliant part marked with additional dark green dot for identification.

Cx (pF)	DC Working Voltage		DC Current (Amps)	Dielectric Withstanding Voltage (VDC)	Insulation Resistance Min @ 100 (VDC)	MIN. NO LOAD INSERTION LOSS (dB) @ 25° C PER MIL-STD-220					COLOR CODE
	85°C	125°C				1 MHz	10 MHz	100 MHz	1GHz	10 GHz	
10 GMV	300	200	5	500	10 G	---	---	---	5	20	VIOLET

REVISION RECORD	Original Release	0	DIM. REV'D .040 ± .005 WAS +.005 / -.000 L.E. 10-04-01	1	COLOR CODE & NOTE 5 ADDED L.E. 01-08-03	2	POTTING ABOVE SHELL REMOVED L.E. 03-07-03	3	ADDED NOTES 6 & 7. S.M. 05-31-05	4	2005013-4-34	--TOLERANCES-- Unless Otherwise Specified		Title												
												PRESS-IN EMI FILTER														
												DECIMAL ± $\frac{\quad}{\quad}$		Drawn L.E. 08-03-01		Scale 5 X										
												ANGLES ± $\frac{\quad}{\quad}$		Approved B.M. 08-03-01												
										TUSONIX TUCSON, ARIZONA		A		4304-000												

X-2015 Rev-0