



Chipsmall Limited consists of a professional team with an average of over 10 year of expertise in the distribution of electronic components. Based in Hongkong, we have already established firm and mutual-benefit business relationships with customers from,Europe,America and south Asia,supplying obsolete and hard-to-find components to meet their specific needs.

With the principle of “Quality Parts,Customers Priority,Honest Operation,and Considerate Service”,our business mainly focus on the distribution of electronic components. Line cards we deal with include Microchip,ALPS,ROHM,Xilinx,Pulse,ON,Everlight and Freescale. Main products comprise IC,Modules,Potentiometer,IC Socket,Relay,Connector.Our parts cover such applications as commercial,industrial, and automotives areas.

We are looking forward to setting up business relationship with you and hope to provide you with the best service and solution. Let us make a better world for our industry!



Contact us


Tel: +86-755-8981 8866 Fax: +86-755-8427 6832

Email & Skype: info@chipsmall.com Web: www.chipsmall.com

Address: A1208, Overseas Decoration Building, #122 Zhenhua RD., Futian, Shenzhen, China



eTEC Series HV56,72,F2,0203,GG Thin Film Thermoelectric Module



The eTEC Series is a thin film thermoelectric module (TEM) with high heat flux density. Due to its size, input power requirements and heat pumping capacity this device is suited for use in applications to stabilize the temperature of sensitive optical components in telecom and photonics industries.

The eTEC HV56 can produce 6.5 Watts of cooling capacity at 25°C ambient in a 13 mm² footprint. Assembled with thin film semiconductor material and thermally conductive Aluminum Nitride ceramics, the eTEC Series is designed for lower current applications with tight geometric space constraints. Custom designs are available to accommodate metallization, pretin solder and ceramic patterns, however MOQ applies.

FEATURES

- Micro Footprint
- High Heat Pumping Density
- Precise Temperature Control
- Reliable Solid State Operation
- <2 ms Response Time
- RoHS Compliant

APPLICATIONS

- Laser Diodes
- Photodiodes
- Infrared (IR) Sensors
- Pump Lasers
- Crystal Oscillators
- Optical Transceivers

PERFORMANCE SPECIFICATIONS

Hot Side Temperature (°C)	25°C	50°C
Qmax (Watts)	6.5	6.8
Delta Tmax (°C)	47	50
I _{max} (Amps)	1.1	1.1
V _{max} (Volts)	9.6	10.4
Qmax / area (W/cm ²)	78	81
Electrical Resistance (Ohms)	7.0	8.0
Thermal Resistance (K/W)	10	10

PACKAGE ASSEMBLY CONDITIONS

Max Time Exposure > 290°C	60 sec
Peak Assembly Temperature	325°C

TEMPERATURE CONDITIONS

Max Operating Temperature	150°C
---------------------------	-------

OPERATING CONDITIONS

Max rate of change of current	1.75 Amps/sec
-------------------------------	---------------

Americas: +1 888.246.9050

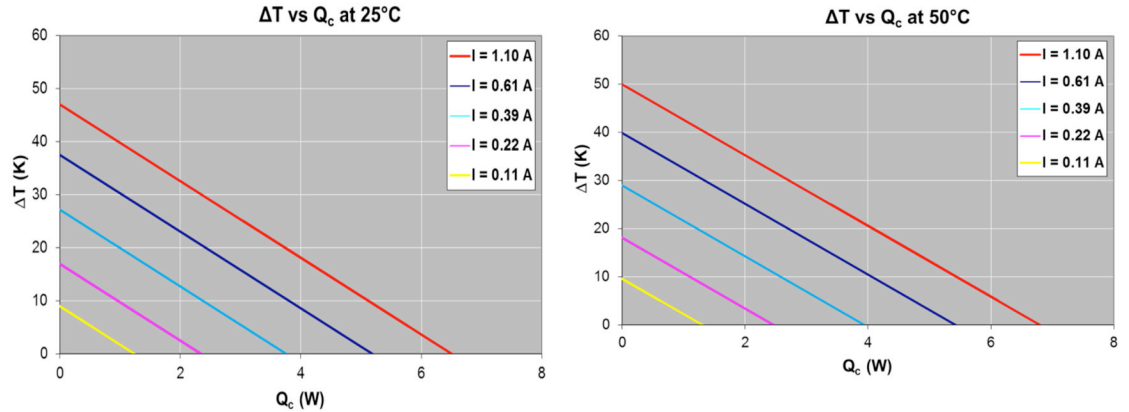
Europe: +46.31.420530

Asia: +86.755.2714.1166

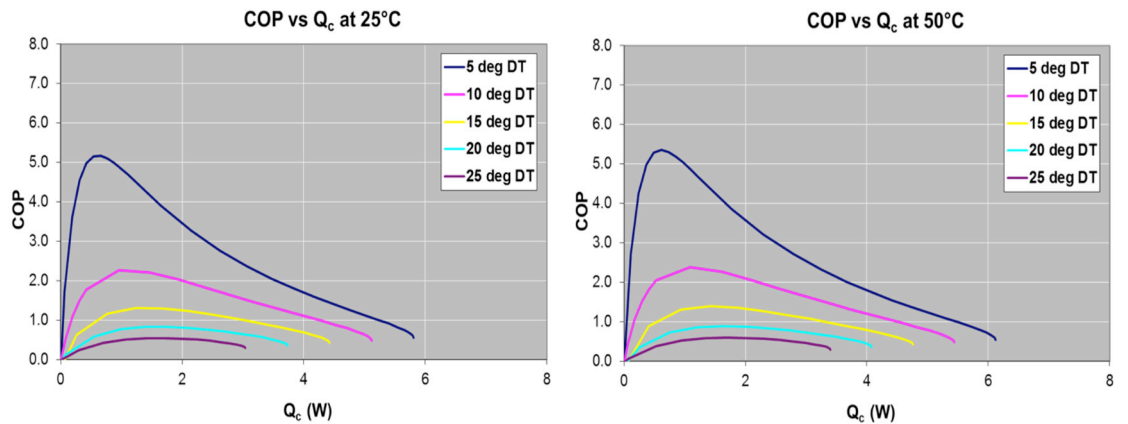
clv.customerpos@lairdtech.com

www.lairdtech.com

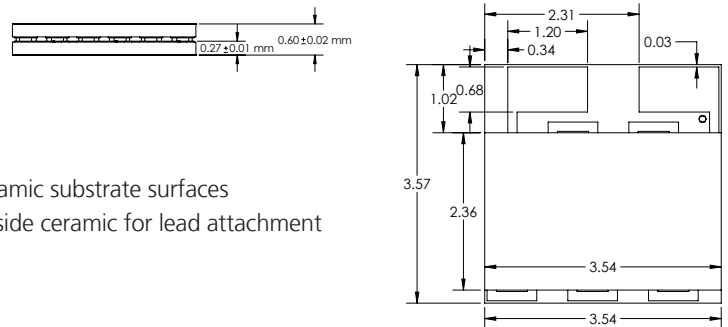
PERFORMANCE CURVES



COEFFICIENT OF PERFORMANCE



ISOMETRIC DRAWING



Standard

Au metallization on exterior ceramic substrate surfaces
Au wire bondable pads on hot side ceramic for lead attachment

OPERATING TIPS

- Maintain good surface contact on heat dissipation mechanism prior to operation
- Do not exceed V_{max} or I_{max} values to maintain peak performance

THR-DS-eTEC-HV56 1113

Any information furnished by Laird Technologies, Inc. and its agents is believed to be accurate and reliable. All specifications are subject to change without notice. Responsibility for the use and application of Laird Technologies materials rests with the end user. Laird Technologies makes no warranties as to the fitness, merchantability, suitability or non-infringement of any Laird Technologies materials or products for any specific or general uses. Laird Technologies shall not be liable for incidental or consequential damages of any kind. All Laird Technologies products are sold pursuant to the Laird Technologies' Terms and Conditions of sale in effect from time to time, a copy of which will be furnished upon request. © Copyright 2013 Laird Technologies, Inc. All Rights Reserved. Laird, Laird Technologies, the Laird Technologies Logo, and other marks are trade marks or registered trade marks of Laird Technologies, Inc. or an affiliate company thereof. Other product or service names may be the property of third parties. Nothing herein provides a license under any Laird Technologies or any third party intellectual property rights.