



Chipsmall Limited consists of a professional team with an average of over 10 year of expertise in the distribution of electronic components. Based in Hongkong, we have already established firm and mutual-benefit business relationships with customers from,Europe,America and south Asia,supplying obsolete and hard-to-find components to meet their specific needs.

With the principle of “Quality Parts,Customers Priority,Honest Operation,and Considerate Service”,our business mainly focus on the distribution of electronic components. Line cards we deal with include Microchip,ALPS,ROHM,Xilinx,Pulse,ON,Everlight and Freescale. Main products comprise IC,Modules,Potentiometer,IC Socket,Relay,Connector.Our parts cover such applications as commercial,industrial, and automotives areas.

We are looking forward to setting up business relationship with you and hope to provide you with the best service and solution. Let us make a better world for our industry!



## Contact us

Tel: +86-755-8981 8866 Fax: +86-755-8427 6832

Email & Skype: info@chipsmall.com Web: www.chipsmall.com

Address: A1208, Overseas Decoration Building, #122 Zhenhua RD., Futian, Shenzhen, China





Bowden Cable for Power Entry Modules



Type A (Snap-in mounting)  
Phase-out  
Last Order date: 30.06.2017  
Last delivery date: 30.09.2017

Type B (Screw-on mounting)  
**Phase-Out**  
Last order date: 31.03.2015



**Description**

- Component :  
Snap-in mounting from front side
- Approved together with power entry module

**Characteristics**

- Designed for universal industrial applications

**References**

Fits to type: [CD-Bowdencable](#); [CG-Bowdencable](#); [KD-Bowdencable](#); [KG-Bowdencable](#)

**Weblinks**

[pdf datasheet](#), [html-datasheet](#), [General Product Information](#), [RoHS](#), [CHINA-RoHS](#), [REACH](#), [Distributor-Stock-Check](#), [Accessories](#), [Detailed request for product](#)

**Remote Actuator Technology**

The remote actuator cable assembly consists of a wire cable inside of a plastic insulated spiral wire casing. Identifying a proper routing of the cable assembly is important. Deviations from line to line placement will require bends in the cable with resulting losses in the overall assembly. These inefficiencies show up as friction losses and lost motion. Frictional losses are increases in actuation force due to losses in the assembly. Lost motion is an undesirable difference between the input end of the assembly and the output end. The principle element of lost motion is backlash and deflection. Backlash is caused by the wire cable moving inside the casing with the change in direction of motion. It is the function of clearance between the wire cable and casing, plus the number of degrees of bend in the cable assembly. Deflection of the cable assembly, while usually low, can be minimized by anchoring the casing.

This is especially true in those applications of cable assemblies with long lengths and/or large degrees of bend in the system. All of these losses and resulting inefficiencies can be reduced by the equipment designer through minimizing the total degree of bend in the assembly. Because of the number of variables effecting proper operation of any remotely actuated switch assembly, it is important that the ordering instructions be used to determine proper cable length and to provide samples for customer approval. Consult figure for minimum information required to describe cable assembly application.

**How to specify length of a Bowden cable:**

- R** Mounting parallel to direction of actuation
- B1** Actuating part
- B2** Power entry module
- S** Mounting 90° to direction of actuation
- B1** Actuating part
- B2** Power entry module



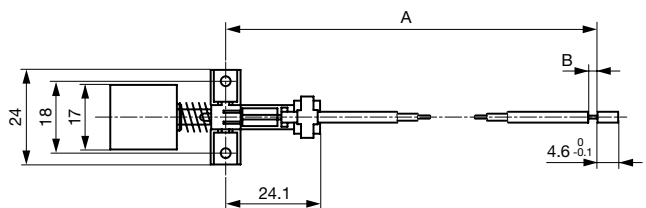
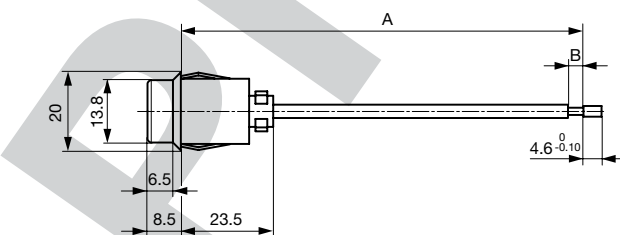
**Ordering example:**

The following 3 positions are necessary to place an order:

1. Order No. socket KD14.4199.151
2. Order No. fuse drawer 4303.2024.03
3. Bowden cable (type of mounting /dimensions in mm) \*R a/200 b/180 c/40

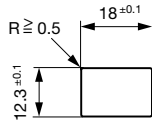
\* The Order No. for a customer specific Bowden cable you'll get with the acknowledgment. Delivery time for a customer specific Bowden cable sample approx. 2 weeks. Standard Bowden cable sample, Order No. 0886.0101, ex stock

**Dimension**

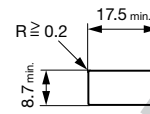


Type A (Snap-in mounting)  
Dimension A will be evaluated and defined in trials by SCHURTER based on customer information a, b and c. (See Type R and Type S diagram below.)

Type B (Screw-on mounting)  
Dimension A will be evaluated and defined in trials by SCHURTER based on customer information a, b and c. (See Type R and Type S diagram below.)

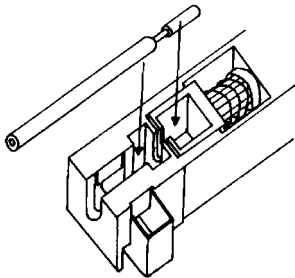


Panel cut-out for snap-in version

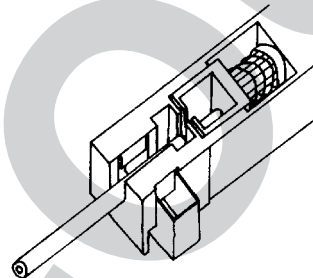


Panel cut-out for screw version

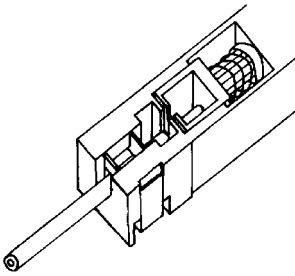
## Assembly Instructions



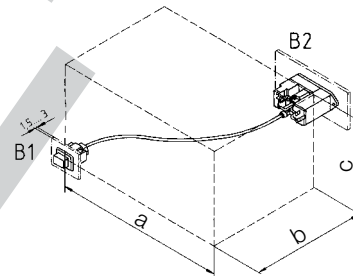
Drop bowden barrel into seat of switch



Slide clamp around cable  
Type R



Bowden cable locked into assembly



Type R

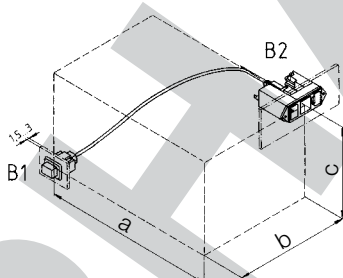
R Mounting parallel to direction of actuation

B1 Actuating part

B2 Power entry module

Dimensions in mm (center of mounting Ø [B1], outer surface to center of mounting Ø [B2] outer surface)

## Type S



Type S

S Mounting 90° to direction of actuation

B1 Actuating part

B2 Power entry module

Dimensions in mm (center of mounting Ø [B1], outer surface to center of mounting Ø [B2], outer surface)

**Packaging unit** 50 Pcs

07.03.2017