



Chipsmall Limited consists of a professional team with an average of over 10 year of expertise in the distribution of electronic components. Based in Hongkong, we have already established firm and mutual-benefit business relationships with customers from,Europe,America and south Asia,supplying obsolete and hard-to-find components to meet their specific needs.

With the principle of “Quality Parts,Customers Priority,Honest Operation,and Considerate Service”,our business mainly focus on the distribution of electronic components. Line cards we deal with include Microchip,ALPS,ROHM,Xilinx,Pulse,ON,Everlight and Freescale. Main products comprise IC,Modules,Potentiometer,IC Socket,Relay,Connector.Our parts cover such applications as commercial,industrial, and automotives areas.

We are looking forward to setting up business relationship with you and hope to provide you with the best service and solution. Let us make a better world for our industry!



Contact us

Tel: +86-755-8981 8866 Fax: +86-755-8427 6832

Email & Skype: info@chipsmall.com Web: www.chipsmall.com

Address: A1208, Overseas Decoration Building, #122 Zhenhua RD., Futian, Shenzhen, China



LOC	DIST	REVISIONS					
FT	69	P	LTR	DESCRIPTION	DATE	DWN	APVD
			G	REDWN ON CAD PER EC 0320-285-97	11-28-95	AH	MH

D

C

B

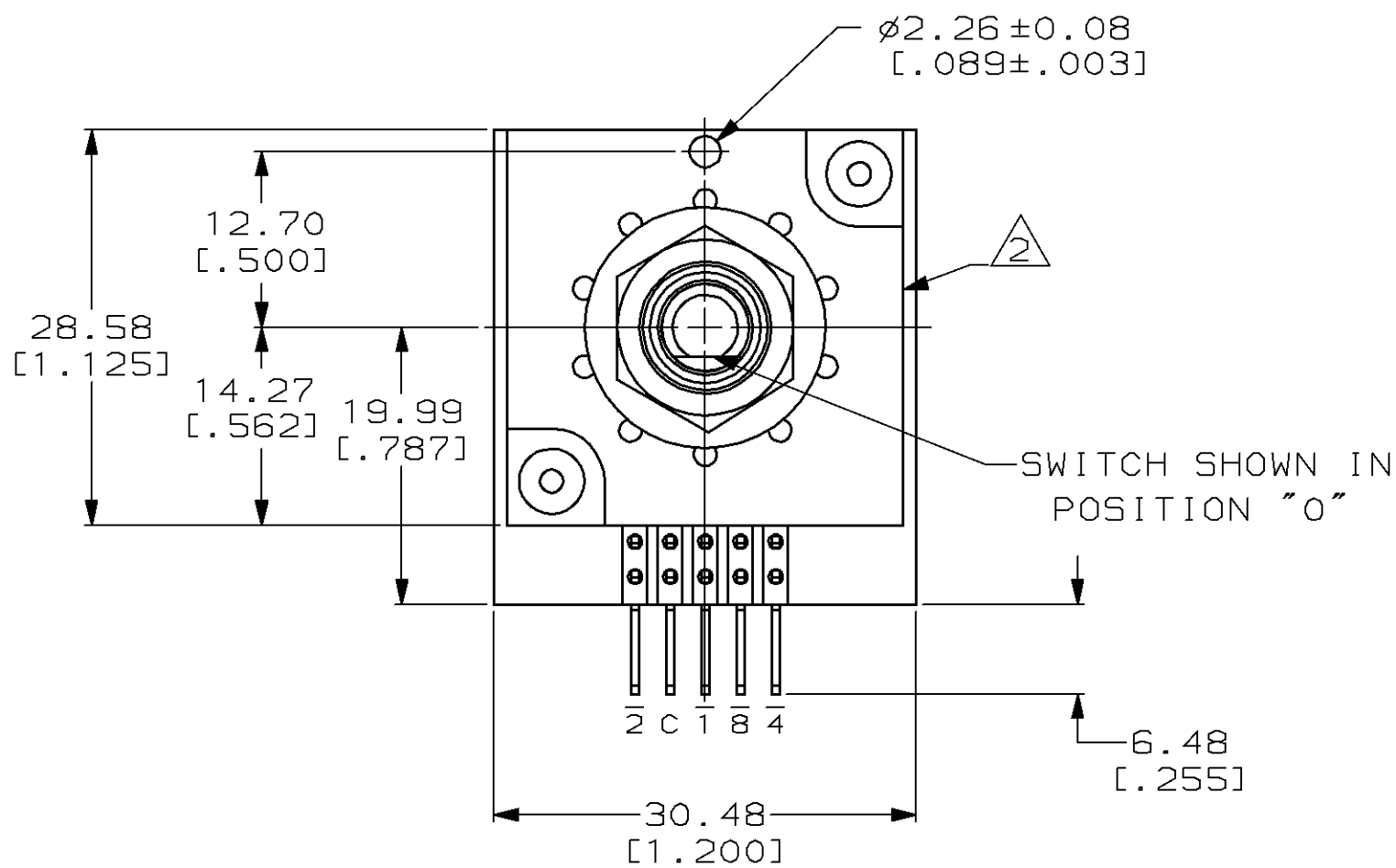
A

D

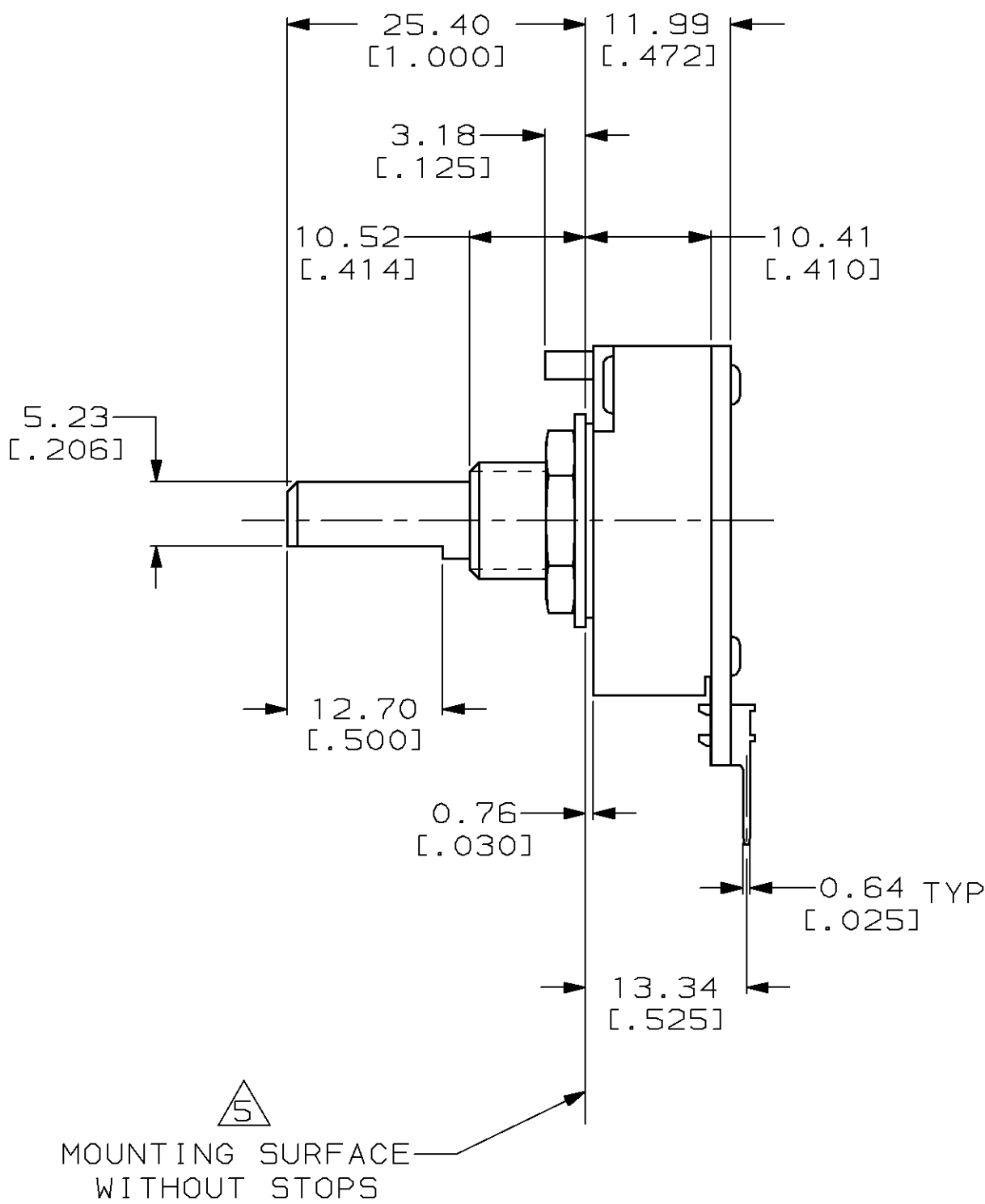
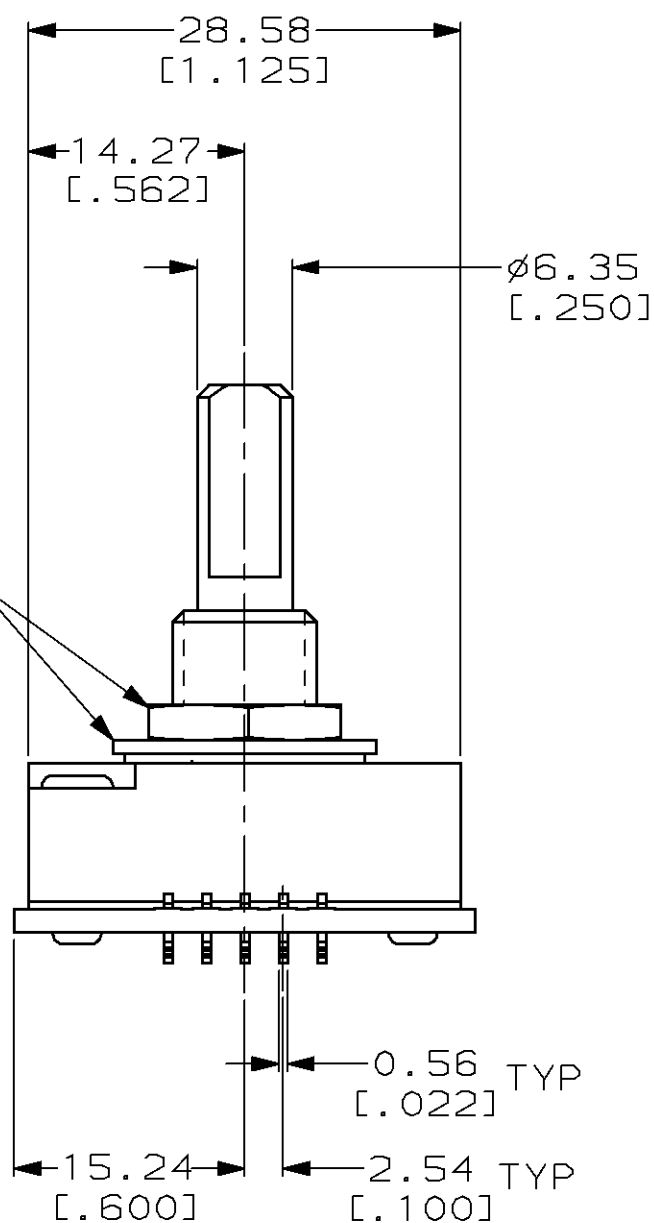
C

B

A



3/8-32 UNEF
NUT & WASHER



5
MOUNTING SURFACE
WITHOUT STOPS

COMMON TO	POSITION									
	0	1	2	3	4	5	6	7	8	9
	1	•		•		•		•		
	2	•	•		•	•		•	•	
	4	•	•	•	•				•	•
	8	•	•	•	•	•	•	•		

BCD COMPLEMENT

1. SWITCH HOUSING IS MADE OF BLACK POLYESTER.
- 2 AMP, AMP PART NO., AND DATE CODE TO BE STAMPED WHITE ON THIS SURFACE.
- 3 FOR ADDITIONAL SWITCH SPECIFICATIONS SEE AMP PRODUCT SPEC 108-7518.
4. SWITCH POSITIONS INCREASE WHEN ROTATED IN A CLOCKWISE DIRECTION.
- 5 TWO 0.51 [.020] THICK STOPS 435889-1 (NOT SHOWN) ARE INSTALLED BETWEEN WASHER AND HOUSING IN A NON-FUNCTIONAL POSITION. WHEN LIMITED ROTATION OF SWITCH IS DESIRED THE TOP SURFACE OF THE TOP STOP BECOMES THE MOUNTING SURFACE, THIS ALTERS DIMENSIONS FROM MOUNTING SURFACE.

436022-1

B

436022-1
PART NO

THIS DRAWING IS A CONTROLLED DOCUMENT FOR AMP INCORPORATED. IT IS SUBJECT TO CHANGE AND THE CONTROLLING ENGINEERING ORGANIZATION SHOULD BE CONTACTED FOR THE LATEST REVISION.		DWN A.HOLT 11-28-95	AMP Incorporated Harrisburg, PA 17105-3608	
DIMENSIONS: mm [INCHES]		CHK R.TALLEY 11-28-95	NAME M.HUDDLESTON 11-28-95	
TOLERANCES UNLESS OTHERWISE SPECIFIED: 0 PLC ±- 1 PLC ±- 2 PLC ±0.25 [.010] 3 PLC ±- 4 PLC ±- ANGLES ±- FINISH -		PRODUCT SPEC 3 APPLICATION SPEC - WEIGHT -	SWITCH ASSEMBLY, 10 POSITION, 36° THROW, 3100 SERIES	
MATERIAL -		CUSTOMER DRAWING	SIZE A2	CAGE CODE 00779
			DRAWING NO C=436022-1	SCALE 2:1
			SHEET 1 OF 1	REV G