



Chipsmall Limited consists of a professional team with an average of over 10 year of expertise in the distribution of electronic components. Based in Hongkong, we have already established firm and mutual-benefit business relationships with customers from,Europe,America and south Asia,supplying obsolete and hard-to-find components to meet their specific needs.

With the principle of “Quality Parts,Customers Priority,Honest Operation,and Considerate Service”,our business mainly focus on the distribution of electronic components. Line cards we deal with include Microchip,ALPS,ROHM,Xilinx,Pulse,ON,Everlight and Freescale. Main products comprise IC,Modules,Potentiometer,IC Socket,Relay,Connector.Our parts cover such applications as commercial,industrial, and automotives areas.

We are looking forward to setting up business relationship with you and hope to provide you with the best service and solution. Let us make a better world for our industry!



Contact us

Tel: +86-755-8981 8866 Fax: +86-755-8427 6832

Email & Skype: info@chipsmall.com Web: www.chipsmall.com

Address: A1208, Overseas Decoration Building, #122 Zhenhua RD., Futian, Shenzhen, China



Circuit Breaker for Equipment thermal-magnetic, 2 poles



Description

- Thermal-magnetic circuit breaker
- High short circuit performance
- Availability of AC and DC in the same frame size
- DIN-Rail Mounting

Standards

- Approval Reference Type: AS168X
- IEC 60934
- UL 1077
- CSA C22.2

Applications

- Industrial appliances

Weblinks

[pdf datasheet](#), [html-datasheet](#), [General Product Information](#), [Approvals](#), [CE declaration of conformity](#), [RoHS](#), [CHINA-RoHS](#), [REACH](#), [Distributor Stock-Check](#), [Detailed request for product](#), [Product News](#)

Technical Data

General data

Rated Voltage DC	IEC 240 V UL/CSA 240/360 V
Rated current	0.5 - 50 A , see approbations
Conditional short circuit capacity IEC 60934	Icn: DC 240 V: 4.5 kA (no fuse)
Conditional short circuit capacity UL 1077	Icn: DC 240 V; DF/DG: 0.5A-40A: 10 kA (no fuse) Icn: DC 240 V; DH: 0.5A-40A: 5 kA (no fuse) Icn: DC 360 V; 0.5A-50A: 2 kA (no fuse)
Degree of Protection	from front side IP 40 acc. to IEC 60529
Dielectric Strength	50 Hz: > 2 kV Impulse 1.2/50 μ s
Vibration Resistance	\pm 0.75 mm @ 5 - 60 Hz acc. to IEC 60068-2-6, test Fc 10 G @ 60 - 500 Hz acc. to IEC 60068-2-6, test Fc
Insulation Resistance	250/440 VAC > 5 M Ω
Shock Resistance	30 G / 18 ms acc. to IEC 60068-2-27, test Ea
Ambient temperature	-10°C to 55°C
Weight	100 - 130 g

Tripping Type	Positively trip free
Actuation Type	Manual ON/OFF
Permissible wire cross section	1.5 - 25 mm ² / 16 - 4 AWG

Switched neutral

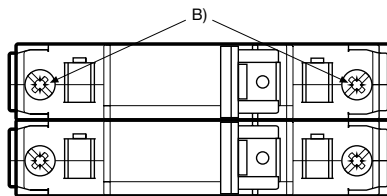
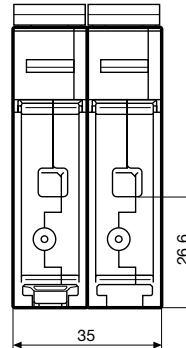
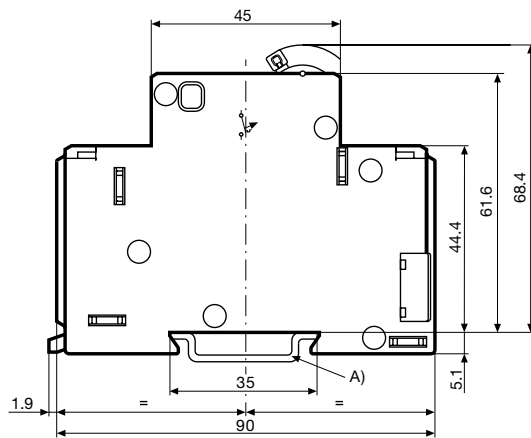
Rated Voltage	AC 277 V
Rated current	AC/DC 65 A
Function	The switched neutral closes with manual closure of the poles and opens automatically with thermal magnetic tripping of the poles.

Add-on modules

Add-on modules	Technical data for the additional module see separate data sheet
----------------	--

Detailed information on product approvals, code requirements, usage instructions and detailed test conditions can be looked up in [General Product Information](#)

Dimension
AS168X 2 pole

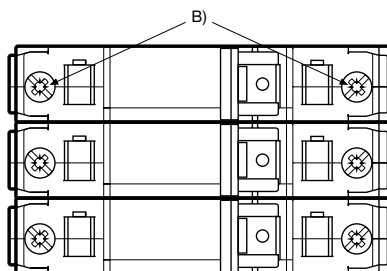
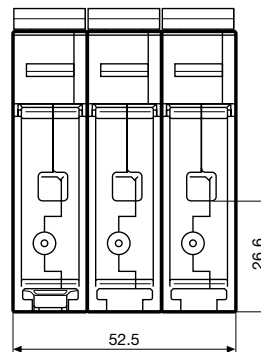
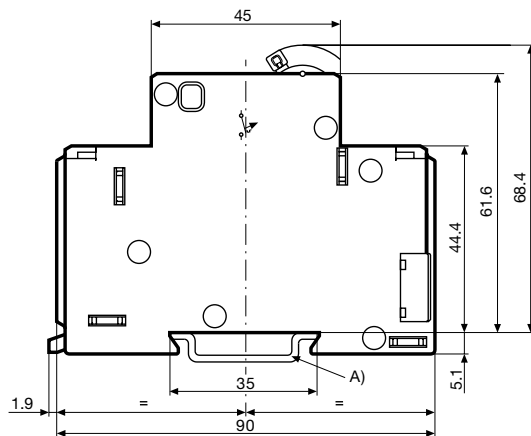


A) 35 mm DIN rail EN 50022

B) Max. torque

Wire crosssection	Max. torque
1.5 ... 10 mm ²	2.5 Nm
16 ... 25 mm ²	3.1 Nm
AWG #16 ... 8	20 ... 22 lb-in
AWG #6 ... 4	26 ... 28 lb-in

AS168X 2 pole and switched neutral pole



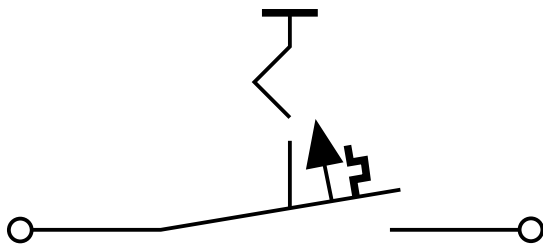
A) 35 mm DIN rail EN 50022

B) Max. torque

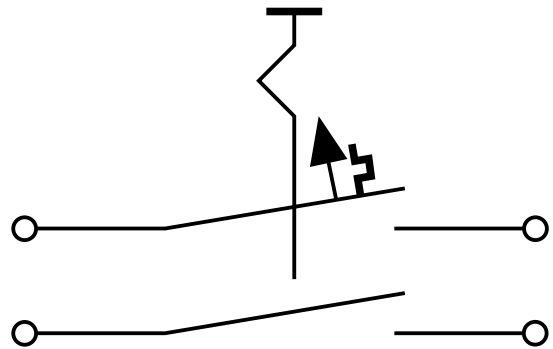
Wire crosssection	Max. torque
1.5 ... 10 mm ²	2.5 Nm
16 ... 25 mm ²	3.1 Nm
AWG #16 ... 8	20 ... 22 lb-in
AWG #6 ... 4	26 ... 28 lb-in

Diagrams

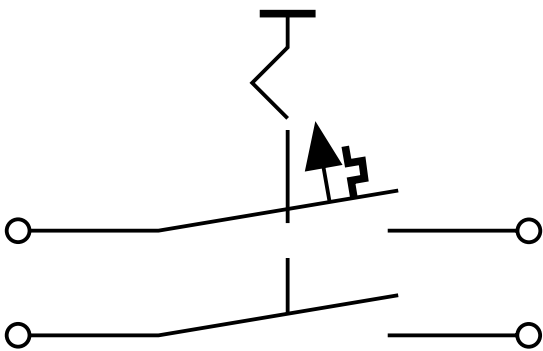
AS168X-CB1...



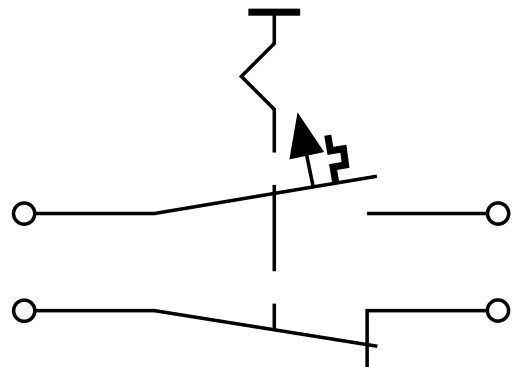
AS168X-CB1...N



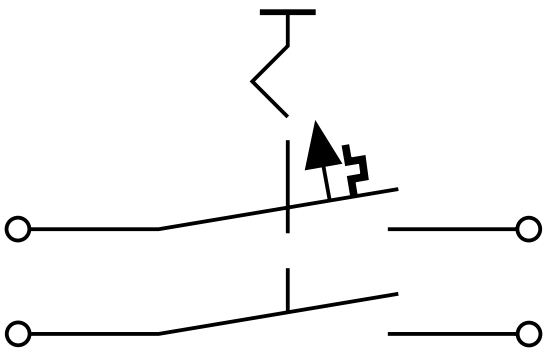
AS168X-CB1... / AS168X-ACBH1



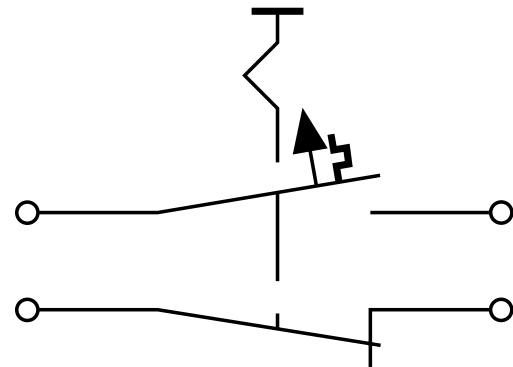
AS168X-CB1... / AS168X-ACBH2



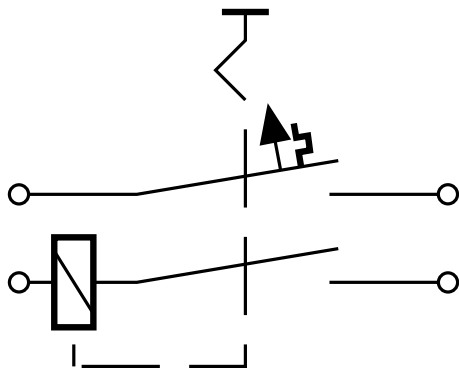
AS168X-CB1... / AS168X-ACBS1








AS168X-CB1... / AS168X-ACBS2



AS168X-CB1... / AS168X-ACBA



Symbol	Standard	Rated current	Rated voltage DC	Conditional short circuit capacity Icn
	UL 508 CSA C22.2 no. 14	-	-	-
	UL 1077	0.5 - 40 A	240 V	10 kA
	CSA C22.2 no. 235	0.5 - 50 A	360 V	2 kA
	EN 60934	0.5 - 50 A	240 V	4.5 kA
	GB 17701	nur Art.-Nr. 4420.0386 (30 A) 4420.0367 (40 A)	240 V	3 kA

Effect of ambient temperature

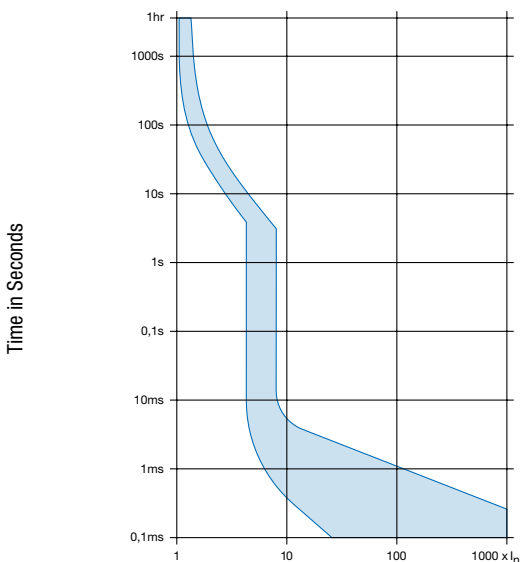
AC-breaker are calibrated for an ambient temperature of +40°C, DC-breakers for +23°C. To determine the rated current for a lower or higher ambient temperature, use a correction factor from the table below:

Ambient temperature [°C]	Correction factor AC version	Correction factor DC version
-20	0.78	0.80
-5	0.82	0.87
0	0.83	0.90
+10	0.87	0.95
+23	0.91	1.00
+30	0.95	1.05
+40	1.00	1.10
+50	1.05	1.20
+60	1.11	1.30

Example DC version: Rated current = 10 A; Environmental temperature = 50 °C; --> Correction factor = 1.2; Resulting current = 12 A

Time-Current-Curves

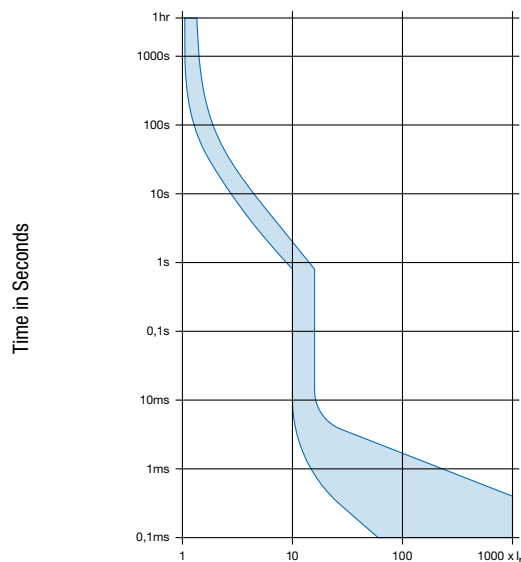
Version DF / Magnetic 4.5-8 xI_n



Multiple of Rated Current In

Reference Temperature +23°

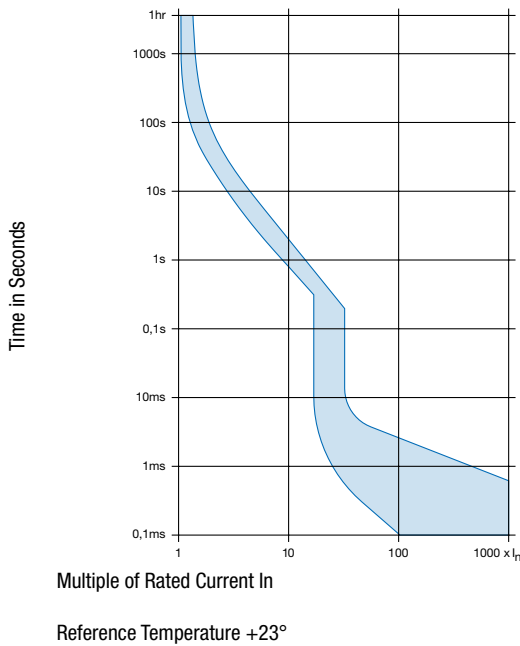
Version DG / Magnetic 9-16 xI_n



Multiple of Rated Current In

Reference Temperature +23°

Version DH / Magnetic 18-32 xI_n



Config. Code

AS168X-CB 1 DG 200 N

The characters are placeholders for the correspondingly keys of selections from the key tables.

AS168X-CB **1** DG 200 **N** = Number of Poles

Number of Poles	Configuration key
2-pole	2

AS168X-CB 1 **DG** 200 **N** = Tripping characteristics

Tripping characteristics	Configuration key
1.05-1.35xI _n / 4.5-8xI _n / 0.5-50 A	DF
1.05-1.35xI _n / 9-16xI _n / 0.5-50 A	DG
1.05-1.35xI _n / 18-32xI _n / 6.0-50 A	DH

AS168X-CB 1 DG **200** **N** = Rated current

Rated current	Configuration key
0.05 A	005
1.0 A	010
1.5 A	015
2.0 A	020
3.0 A	030
4.0 A	040
5.0 A	050
6.0 A	060
7.0 A	070

Other rated currents on request

Rated current	Configuration key
8.0 A	080
9.0 A	090
10.0 A	100
12.0 A	120
15.0 A	150
16.0 A	160
18.0 A	180
20.0 A	200
23.0 A	230
25.0 A	250
27.0 A	270
30.0 A	300
32.0 A	320
35.0 A	350
40.0 A	400
45.0 A	450
50.0 A	500

Other rated currents on request

AS168X-CB 1 DG 200 **N** = Switched neutral

Switched neutral	Configuration key
Switched neutral pole	N

Variants

Tripping characteristics	Rated current	Switched neutral	Config. Code	Order Number
1.05-1.35xIn / 9-16xIn / 0.5-50 A	1.0 A		AS168X-CB2DG010	4420.0356
1.05-1.35xIn / 9-16xIn / 0.5-50 A	2.0 A		AS168X-CB2DG020	4420.0519
1.05-1.35xIn / 9-16xIn / 0.5-50 A	5.0 A		AS168X-CB2DG050	4420.0357
1.05-1.35xIn / 9-16xIn / 0.5-50 A	6.0 A		AS168X-CB2DG060	4420.0459
1.05-1.35xIn / 9-16xIn / 0.5-50 A	10.0 A		AS168X-CB2DG100	4420.0358
1.05-1.35xIn / 9-16xIn / 0.5-50 A	15.0 A		AS168X-CB2DG150	4420.0359
1.05-1.35xIn / 9-16xIn / 0.5-50 A	20.0 A		AS168X-CB2DG200	4420.0360
1.05-1.35xIn / 9-16xIn / 0.5-50 A	25.0 A		AS168X-CB2DG250	4420.0280
1.05-1.35xIn / 9-16xIn / 0.5-50 A	30.0 A		AS168X-CB2DG300	4420.0361
1.05-1.35xIn / 9-16xIn / 0.5-50 A	50.0 A		AS168X-CB2DG500	4420.0362
1.05-1.35xIn / 18-32xIn / 6.0-50 A	15.0 A		AS168X-CB2DH150	4420.0394
1.05-1.35xIn / 18-32xIn / 6.0-50 A	30.0 A		AS168X-CB2DH300	4420.0386

 Most Popular.

Availability for all products can be searched real-time:<http://www.schurter.com/en/Stock-Check/Stock-Check-SCHURTER>

Packaging Unit 1 Pcs