



Chipsmall Limited consists of a professional team with an average of over 10 year of expertise in the distribution of electronic components. Based in Hongkong, we have already established firm and mutual-benefit business relationships with customers from,Europe,America and south Asia,supplying obsolete and hard-to-find components to meet their specific needs.

With the principle of “Quality Parts,Customers Priority,Honest Operation,and Considerate Service”,our business mainly focus on the distribution of electronic components. Line cards we deal with include Microchip,ALPS,ROHM,Xilinx,Pulse,ON,Everlight and Freescale. Main products comprise IC,Modules,Potentiometer,IC Socket,Relay,Connector.Our parts cover such applications as commercial,industrial, and automotives areas.

We are looking forward to setting up business relationship with you and hope to provide you with the best service and solution. Let us make a better world for our industry!



Contact us

Tel: +86-755-8981 8866 Fax: +86-755-8427 6832

Email & Skype: info@chipsmall.com Web: www.chipsmall.com

Address: A1208, Overseas Decoration Building, #122 Zhenhua RD., Futian, Shenzhen, China



Desoldering Braid

How do I remove solder from an old circuit to replace a malfunctioning component?

De-soldering is required when electronic components need to be removed from a circuit, usually because they are faulty. It may sometimes be necessary during testing or assembly, if a wrong part has been fitted or a modification has to be made.

To professionally remove solder from a circuit, you will need the following materials:

1. MG Chemicals Super Wick de-soldering braid
2. Soldering iron


What you need for removing solder from a circuit:




PROCEDURE

Step 1 Choosing the right braid

Match the bead to the braid.



One wide braid suitable for many small beads.



- ▶ Choose a braid width that matches the size of the solder bead to be removed.
- ▶ If there are many small beads, choosing a wider braid will also speed up the Desoldering process.

AVAILABLE BRAID PRODUCTS (BY CAT. NO)

LENGTHS	WIDTH AND COLOUR CODE*				
	0.025" White	0.05" Yellow	0.075" Green	0.1" Blue	0.125" Brown
Super Wick					
5 ft	423	424	425	426	427
25 ft	-	442	443	444	-
50 ft	451	452	453	454	-
100 ft	461	462	463	464	-
500 ft	471	472	473	474	-
No Clean Super Wick					
5 ft	-	424-NS	425-NS	426-NS	-
50 ft	-	453-NS	-	454-NS	-

*Colours are industry standard. They represent the width of a desoldering braid.

E-mail salesusa@mgchemicals.com
Phone 1-800-201-8822 Ext. 130
1-604-888-3084 Ext. 130
Fax 1-800-708-9888
1-604-888-7754



For technical specifications, MSDS, tech support and more

www.mgchemicals.com

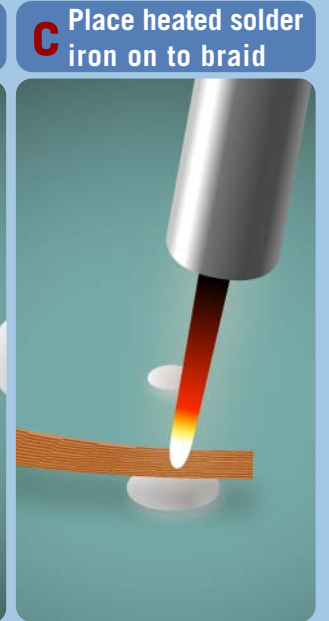

To customize this AppGuide for your own use please email

info@mgchemicals.com

Step 2 Using the braid

- Heat up soldering iron
- Place Super Wick on to solder bead
- Place heated solder iron on to braid

Molten solder is drawn up by capillary action into the braid. Careful not to overheat, or 'drag whiskers' of solder over the board, nor let the braid solidify on the joint! Always remove braid and solder iron together in a vertical motion.



Fine Braid Super Wick

Clean, Fast, Reliable



- ▶ Oxide-free clean copper
- ▶ More strands of copper (more surface area) per square inch
- ▶ Designed to leave a residue which is environmentally safe
- ▶ Uses pure type 'R' resin flux conforming to all the requirements of MIL-F-14256F, Type 'RMA' and ANSI/J-STD-004
- ▶ Static free dissipative spools in compliance with the ESD Association Standard (Mil. Standard 2000 and DOD Standard 1686)
- ▶ Manufactured under SPC guidelines
- ▶ Cleaned and manufactured utilizing the latest technology in environmentally friendly chemicals and processes
- ▶ Packaged in 5, 10, 25, 100 and 500 foot lengths

No Clean Super Wick

Cleaner, Faster, More Consistent



- ▶ Oxide-free clean copper
- ▶ More strands of copper (more surface area) per square inch
- ▶ Flux residue remaining on board does not need to be cleaned
- ▶ To be used in conjunction with processes using RMA type no-clean fluxes; conforms to the requirements of ANSI/J-STD-004, Type LO
- ▶ High SIR-conforming to Bellcore specification GR-78-CORE (TR-TSY- 000078), and IPC Test Method III
- ▶ Static free dissipative spools in compliance with the ESD Association Standard (Mil. Standard 2000 and DOD Standard 1686)
- ▶ Manufactured under SPC guidelines
- ▶ Cleaned and manufactured utilizing the latest technology in environmentally friendly chemicals and processes
- ▶ Packaged in 5, 10, 25 and 100 foot lengths

E-mail salesusa@mgchemicals.com
 Phone 1-800-201-8822 Ext. 130
 1-604-888-3084 Ext. 130
 Fax 1-800-708-9888
 1-604-888-7754



For technical specifications, MSDS, tech support and more

www.mgchemicals.com

To customize this AppGuide for your own use please email

info@mgchemicals.com