



Chipsmall Limited consists of a professional team with an average of over 10 year of expertise in the distribution of electronic components. Based in Hongkong, we have already established firm and mutual-benefit business relationships with customers from,Europe,America and south Asia,supplying obsolete and hard-to-find components to meet their specific needs.

With the principle of “Quality Parts,Customers Priority,Honest Operation,and Considerate Service”,our business mainly focus on the distribution of electronic components. Line cards we deal with include Microchip,ALPS,ROHM,Xilinx,Pulse,ON,Everlight and Freescale. Main products comprise IC,Modules,Potentiometer,IC Socket,Relay,Connector.Our parts cover such applications as commercial,industrial, and automotives areas.

We are looking forward to setting up business relationship with you and hope to provide you with the best service and solution. Let us make a better world for our industry!



Contact us

Tel: +86-755-8981 8866 Fax: +86-755-8427 6832

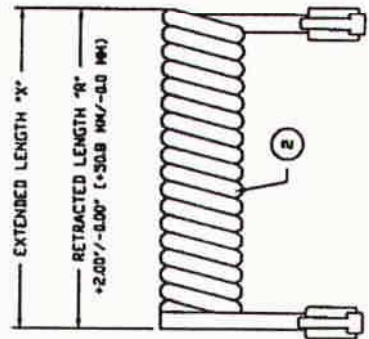
Email & Skype: info@chipsmall.com Web: www.chipsmall.com

Address: A1208, Overseas Decoration Building, #122 Zhenhua RD., Futian, Shenzhen, China



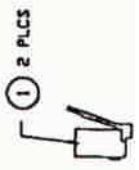
1 A B C D E F G H

THESE DRAWINGS AND SPECIFICATIONS ARE THE SOLE PROPERTY OF I/O INTERCONNECT INC. U.S.A. AND SHALL NOT BE REPRODUCED, COPIED, OR USED IN ANY MANNER WITHOUT THE WRITTEN PERMISSION OF I/O INTERCONNECT INC. OR ITS APPLICABLE SUBSIDIARIES.



WIRE DIAGRAM

| PL | DESCRIPTION | REV. |
|----|-------------|------|
| 1 | BLACK | 4 |
| 2 | RED | 3 |
| 3 | GREEN | 2 |
| 4 | YELLOW | 1 |



H1441-14C-ND
H1442-14C-ND
H1443-14C-ND
H1441-10C-ND
H1442-10C-ND
H1443-10C-ND
H1441-07C-ND
H1442-07C-ND
H1443-07C-ND
H1441-05C-ND
H1442-05C-ND
H1443-05C-ND

CUSTOMER APPROVAL
ENGR. SIGN *Matt Lammie*
DATE: 4-13-99

NOTES: UNLESS OTHERWISE SPECIFIED.

1. TEST CABLE FOR ALL OPENS & SHORTS.

2. PACKAGE CABLE ASSEMBLY INDIVIDUALLY IN PLASTIC BAG. PACKAGE INDIVIDUAL BAG PER LOT NUMBER QUANTITIES.

MODULAR COIL CABLE, 26 AWG (7/34) BARE COPPER, 4 CONDUCTOR, UNSHIELDED, PVC JACKET, (SEE TABULATION BLOCK FOR COLOR).

CONNECTOR, MODULAR PLUG, 4 POSITION, 4 CONDUCTOR, 50.4" AW, FLAT TYPE EXIT.

DESCRIPTION

CABLE ASSEMBLY PARTS LIST

| 444-144-515-D | 121-410-022 | 14.0 FT (4.3 M) | 34.0 IN (863.6 MM) | WHITE |
|---------------|-------------|-----------------|--------------------|--------------|
| 444-144-514-D | 121-410-012 | 14.0 FT (4.3 M) | 34.0 IN (863.6 MM) | BLACK |
| 444-144-513-D | 121-410-002 | 14.0 FT (4.3 M) | 34.0 IN (863.6 MM) | SILVER SATIN |
| 444-104-512-D | 121-410-021 | 10.0 FT (3.0 M) | 20.0 IN (508.0 MM) | WHITE |
| 444-104-511-D | 121-410-011 | 10.0 FT (3.0 M) | 20.0 IN (508.0 MM) | BLACK |
| 444-104-510-D | 121-410-001 | 10.0 FT (3.0 M) | 20.0 IN (508.0 MM) | SILVER SATIN |
| 444-074-515-D | 121-410-020 | 7.0 FT (2.1 M) | 14.0 IN (355.4 MM) | WHITE |
| 444-074-514-D | 121-410-010 | 7.0 FT (2.1 M) | 14.0 IN (355.4 MM) | BLACK |
| 444-074-513-D | 121-410-000 | 7.0 FT (2.1 M) | 14.0 IN (355.4 MM) | SILVER SATIN |
| 444-054-512-D | 121-410-023 | 5.0 FT (1.5 M) | 11.8 IN (301.8 MM) | WHITE |
| 444-054-511-D | 121-410-013 | 5.0 FT (1.5 M) | 11.8 IN (301.8 MM) | BLACK |
| 444-054-510-D | 121-410-003 | 5.0 FT (1.5 M) | 11.8 IN (301.8 MM) | SILVER SATIN |

TABULATION BLOCK

THIRD ANGLE PROJECTION



UNLESS OTHERWISE NOTED, DIMENSIONS ARE IN INCHES (MILLIMETER) TOLERANCES: XXX ± .025 (6.35)

I/O INTERCONNECT
SANTA ANA, CALIFORNIA

| | | |
|---------|---------------|---------------|
| REV. 02 | DATE 02/26/99 | APPROVED E.V. |
| REV. 01 | DATE 02/26/99 | APPROVED E.V. |
| REV. 00 | DATE 02/26/99 | APPROVED E.V. |

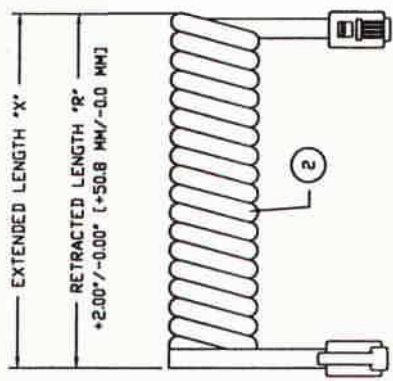
| | | | | |
|------|-----|----------------------|--------------|---|
| ITEM | QTY | MFG. | IDI PART NO. | DESCRIPTION |
| 2 | 1 | SEE TABULATION BLOCK | 385-441-50X | MODULAR COIL CABLE, 26 AWG (7/34) BARE COPPER, 4 CONDUCTOR, UNSHIELDED, PVC JACKET, (SEE TABULATION BLOCK FOR COLOR). |
| 1 | 2 | 385-441-50X | 385-441-50X | CONNECTOR, MODULAR PLUG, 4 POSITION, 4 CONDUCTOR, 50.4" AW, FLAT TYPE EXIT. |

| | | |
|---------|---------------|---------------|
| REV. 02 | DATE 02/26/99 | APPROVED E.V. |
| REV. 01 | DATE 02/26/99 | APPROVED E.V. |
| REV. 00 | DATE 02/26/99 | APPROVED E.V. |

A B C D E F G H

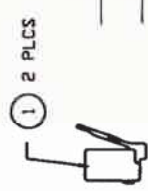
THESE DRAWINGS AND SPECIFICATIONS ARE THE SOLE PROPERTY OF I/O INTERCONNECT INC., U.S.A. AND SHALL NOT BE REPRODUCED, COPIED, OR USED IN ANY MANNER WITHOUT THE PRIOR WRITTEN CONSENT OF I/O INTERCONNECT INC. OR ITS AFFILIATED SUBSIDIARIES.

| | | | | |
|-----------|-----------|----------------------|----------|----------|
| DWG. NO. | ZONE REV. | DESCRIPTION | DATE | APPROVED |
| XX4-50X-D | X1 | CUSTOMER APPROVAL | 03/25/99 | E.V. |
| | X2 | ADD RETRACTED LENGTH | 03/29/99 | E.V. |

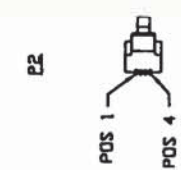


WIRE DIAGRAM

| | | | |
|----|---|--------|----|
| P1 | 1 | BLACK | P2 |
| | 2 | RED | 1 |
| | 3 | GREEN | 2 |
| | 4 | YELLOW | 3 |
| | | | 4 |



- H2441 - 10C
- H2442 - 10C
- H2443 - 10C
- H2444 - 07C
- H2442 - 07C
- H2443 - 07C
- H2444 - 05C



CUSTOMER APPROVAL
ENGR. SIGN *Mathy Arreaga*
DATE: 4-13-99

- NOTES: UNLESS OTHERWISE SPECIFIED.
- TEST CABLE FOR ALL OPENS & SHORTS.
 - PACKAGE CABLE ASSEMBLY INDIVIDUALLY IN PLASTIC BAG. PACKAGE INDIVIDUAL BAG PER LOT NUMBER QUANTITIES.

| 444-144-505-D | 121-410-022 | 14.0 FT (4.3 M) | 34.0 IN (863.6 MM) | WHITE |
|-----------------|-----------------------|---------------------|----------------------|--------------|
| 444-144-504-D | 121-410-012 | 14.0 FT (4.3 M) | 34.0 IN (863.6 MM) | BLACK |
| 444-144-503-D | 121-410-002 | 14.0 FT (4.3 M) | 34.0 IN (863.6 MM) | SILVER SATIN |
| 444-104-502-D | 121-410-021 | 10.0 FT (3.0 M) | 30.0 IN (762.0 MM) | WHITE |
| 444-104-501-D | 121-410-011 | 10.0 FT (3.0 M) | 30.0 IN (762.0 MM) | BLACK |
| 444-104-500-D | 121-410-001 | 10.0 FT (3.0 M) | 30.0 IN (762.0 MM) | SILVER SATIN |
| 444-074-505-D | 121-410-020 | 7.0 FT (2.1 M) | 21.0 IN (533.4 MM) | WHITE |
| 444-074-504-D | 121-410-010 | 7.0 FT (2.1 M) | 21.0 IN (533.4 MM) | BLACK |
| 444-074-503-D | 121-410-000 | 7.0 FT (2.1 M) | 21.0 IN (533.4 MM) | SILVER SATIN |
| 444-054-502-D | 121-410-023 | 5.0 FT (1.5 M) | 17.0 IN (431.8 MM) | WHITE |
| 444-054-501-D | 121-410-013 | 5.0 FT (1.5 M) | 17.0 IN (431.8 MM) | BLACK |
| 444-054-500-D | 121-410-003 | 5.0 FT (1.5 M) | 17.0 IN (431.8 MM) | SILVER SATIN |
| IDI PART NUMBER | IDI CABLE PART NUMBER | EXTENDED LENGTH "X" | RETRACTED LENGTH "R" | COLOR |

TABULATION BLOCK

| | | | |
|----------------------------------|--|---|--|
| <p>THIRD ANGLE PROJECTION</p> | | <p>UNLESS OTHERWISE NOTED: 1) DIMENSIONS ARE IN INCHES (MILLIMETER) 2) TOLERANCES: XXX ± 0.25 (6.35)</p> | |
| <p>SEE "X" FT</p> | | <p>SEE "R"</p> | |
| <p>2 PCS</p> | | <p>444-441-50X</p> | |
| <p>1</p> | | <p>444-441-50X-D</p> | |
| <p>ITEM</p> | | <p>DESCRIPTION</p> | |
| <p>CABLE ASSEMBLY PARTS LIST</p> | | | |
| <p>2</p> | | <p>MODULAR COIL CABLE, 26 AWG (7/34) BARE COPPER, 4 CONDUCTOR, UNSHIELDED, PVC JACKET, (SEE TABULATION BLOCK FOR COLOR).</p> | |
| <p>1</p> | | <p>CONNECTOR, MODULAR PLUG, 4 POSITION, 4 CONDUCTOR, 50u" AU, FLAT TYPE EXIT.</p> | |
| <p>ITEM</p> | | <p>DESCRIPTION</p> | |
| <p>QTY</p> | | <p>DESCRIPTION</p> | |
| <p>MFG.</p> | | <p>IDI PART NO.</p> | |
| <p>SCALE</p> | | <p>SCALE</p> | |
| <p>DRAWN</p> | | <p>DRAWN</p> | |
| <p>CHECKED</p> | | <p>CHECKED</p> | |
| <p>DATE</p> | | <p>DATE</p> | |
| <p>BY</p> | | <p>BY</p> | |
| <p>REV. 1</p> | | <p>REV. 1</p> | |
| <p>OF 1</p> | | <p>OF 1</p> | |



SANTA ANA, CALIFORNIA

APAC/APAC COIL CABLE.

REVERSE STYLE, CABLE ASSEMBLY

PART NO. 444-XX4-50X-D

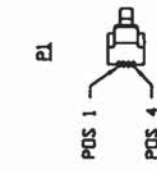
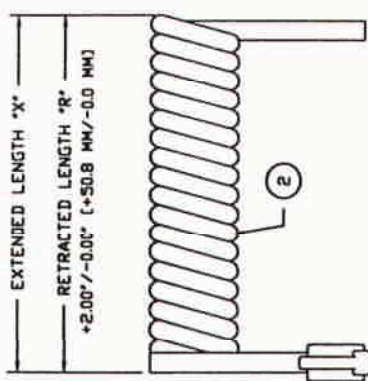

DWG NO. 444-XX4-50X-D

CUSTOMER

DIGI KEY

SCALE NONE

SHEET 1 OF 1



| 444-144-525-D | 121-410-022 | 14.0 FT (4.3 M) | 34.0 IN (8636 MM) | WHITE |
|---------------|-------------|-----------------|--------------------|--------------|
| H3441-14C-NID | | | | |
| 444-144-524-D | 121-410-012 | 14.0 FT (4.3 M) | 34.0 IN (8636 MM) | BLACK |
| H3442-14C-NID | | | | |
| 444-144-523-D | 121-410-002 | 14.0 FT (4.3 M) | 34.0 IN (8636 MM) | SILVER SATIN |
| H3443-14C-NID | | | | |
| 444-104-522-D | 121-410-021 | 10.0 FT (3.0 M) | 30.0 IN (7620 MM) | WHITE |
| H3441-10C-NID | | | | |
| 444-104-521-D | 121-410-011 | 10.0 FT (3.0 M) | 30.0 IN (7620 MM) | BLACK |
| H3442-10C-NID | | | | |
| 444-104-520-D | 121-410-001 | 10.0 FT (3.0 M) | 30.0 IN (7620 MM) | SILVER SATIN |
| H3443-10C-NID | | | | |
| 444-074-525-D | 121-410-020 | 7.0 FT (2.1 M) | 21.0 IN (5334 MM) | WHITE |
| H3441-07C-NID | | | | |
| 444-074-524-D | 121-410-010 | 7.0 FT (2.1 M) | 21.0 IN (5334 MM) | BLACK |
| H3442-07C-NID | | | | |
| 444-074-523-D | 121-410-000 | 7.0 FT (2.1 M) | 21.0 IN (5334 MM) | SILVER SATIN |
| H3443-07C | | | | |
| 444-054-522-D | 121-410-023 | 5.0 FT (1.5 M) | 17.0 IN (431.8 MM) | WHITE |
| H3441-05C-NID | | | | |
| 444-054-521-D | 121-410-013 | 5.0 FT (1.5 M) | 17.0 IN (431.8 MM) | BLACK |
| H3442-05C-NID | | | | |
| 444-054-520-D | 121-410-003 | 5.0 FT (1.5 M) | 17.0 IN (431.8 MM) | SILVER SATIN |
| H3443-05C-NID | | | | |

CUSTOMER APPROVAL

ENGR. SIGN *Matt Lerner*

DATE: 4-13-99

- NOTES: UNLESS OTHERWISE SPECIFIED.
- TEST CABLE FOR ALL OPENS & SHORTS.
 - PACKAGE CABLE ASSEMBLY INDIVIDUALLY IN PLASTIC BAG. PACKAGE INDIVIDUAL BAG PER LOT NUMBER QUANTITIES.

TABULATION BLOCK

| THIRD ANGLE PROJECTION | UNLESS OTHERWISE NOTED: 1) DIMENSIONS ARE IN INCHES (MILLIMETER) 2) TOLERANCES: XXX ± 0.25 (6.35) |
|------------------------|---|
| | |
| SEE "TABULATION BLOCK" | MODULAR COIL CABLE, 26 AWG (7/34) BARE COPPER, 4 CONDUCTOR, UNSHIELDED, PVC JACKET, (SEE TABULATION BLOCK FOR COLOR). |
| 1 PC | CONNECTOR, MODULAR PLUG, 4 POSITION, 4 CONDUCTOR, 50u" Au, FLAT TYPE EXIT. |
| QTY | DESCRIPTION |

| ITEM | QTY | PC | IDI | MFG. | IDI PART NO. | DESCRIPTION |
|------|-----|----|-----|------|--------------|---|
| 2 | 1 | 1 | 1 | | | MODULAR COIL CABLE, 26 AWG (7/34) BARE COPPER, 4 CONDUCTOR, UNSHIELDED, PVC JACKET, (SEE TABULATION BLOCK FOR COLOR). |
| 1 | 1 | 1 | 1 | | | CONNECTOR, MODULAR PLUG, 4 POSITION, 4 CONDUCTOR, 50u" Au, FLAT TYPE EXIT. |

CABLE ASSEMBLY PARTS LIST

I/O INTERCONNECT
SANTA ANA, CALIFORNIA

TITLE: 4PAC COIL CABLE TO OPEN END, CABLE ASSEMBLY

PART NO: 444-XX4-52X-D

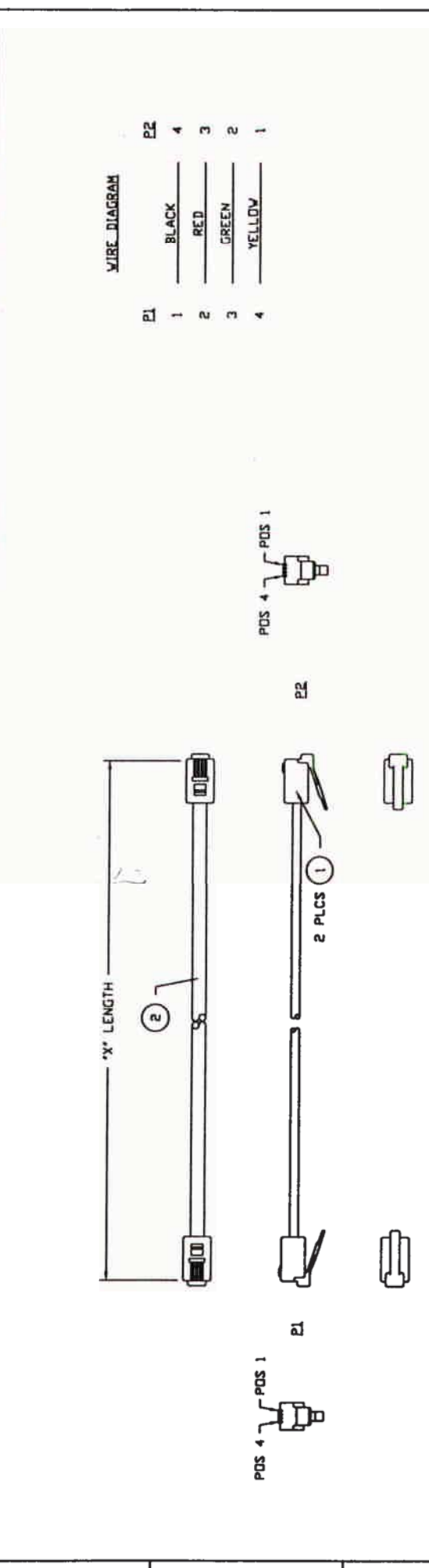
DWG NO: 444-XX4-52X-D

CUSTOMER: DIGI KEY

SCALE: NONE

SHEET 1 OF 1

| | | | | | | | |
|---|---|-----------------------|------------|------------|----------------------------------|------------------|------------------|
| A | B | C | D | E | F | G | H |
| THESE DRAWINGS AND SPECIFICATIONS ARE THE SOLE PROPERTY OF I/O INTERCONNECT INC. U.S.A. AND SHALL NOT BE REPRODUCED, COPIED, OR USED IN ANY MANNER WITHOUT THE PRIOR WRITTEN CONSENT OF I/O INTERCONNECT INC. OR ITS AFFILIATED SUBSIDIARIES. | | DWG. NO. XX4-512-D | ZONE X1 | REV. X1 | DESCRIPTION CUSTOMER APPROVAL | DATE 03/24/99 | APPROVED E.V. |



CUSTOMER APPROVAL
ENGR. SIGN: *Math Larmer*
DATE: 4-12-99

NOTES: UNLESS OTHERWISE SPECIFIED.
 1. CABLE TO BE BUNDLED AND TWIST TIED.
 2. TEST CABLE FOR ALL OPENS & SHORTS.
 3. PACKAGE CABLE ASSEMBLY INDIVIDUALLY IN PLASTIC BAG. PACKAGE INDIVIDUAL BAG PER LOT NUMBER QUANTITIES.

| | | | |
|---|---------------|--|-----------------|
| THIRD ANGLE PROJECTION | | UNLESS OTHERWISE NOTED DIMENSIONS ARE IN INCHES (MILLIMETER) TOLERANCES: XXX ± 0.25 (6.35) | |
| I/O INTERCONNECT SANTA ANA, CALIFORNIA | | 4P4C MODULAR, STANDARD STYLE, WHITE, CABLE ASSEMBLY | |
| PART NO. 444-XX4-512-D | REV. X1 | PART NO. 444-XX4-512-D | REV. X1 |
| CUSTOMER DIGI KEY | SCALE NONE | CUSTOMER DIGI KEY | SHEET 1 OF 1 |

| ITEM | QTY | MFG. | IOI PART NO. | DESCRIPTION |
|------|-------|------|--------------|---|
| 2 | 101 | | 120-410-020 | MODULAR CABLE, 26 AVG (7/34) BARE COPPER, 4 CONDUCTOR, UNSHIELDED, WHITE PVC. |
| 1 | 2 PCS | IOI | 325-441-50X | CONNECTOR, MODULAR PLUG, 4 POSITION, 4 CONDUCTOR, 50U' AU, FLAT TYPE EXIT. |

CABLE ASSEMBLY PARTS LIST

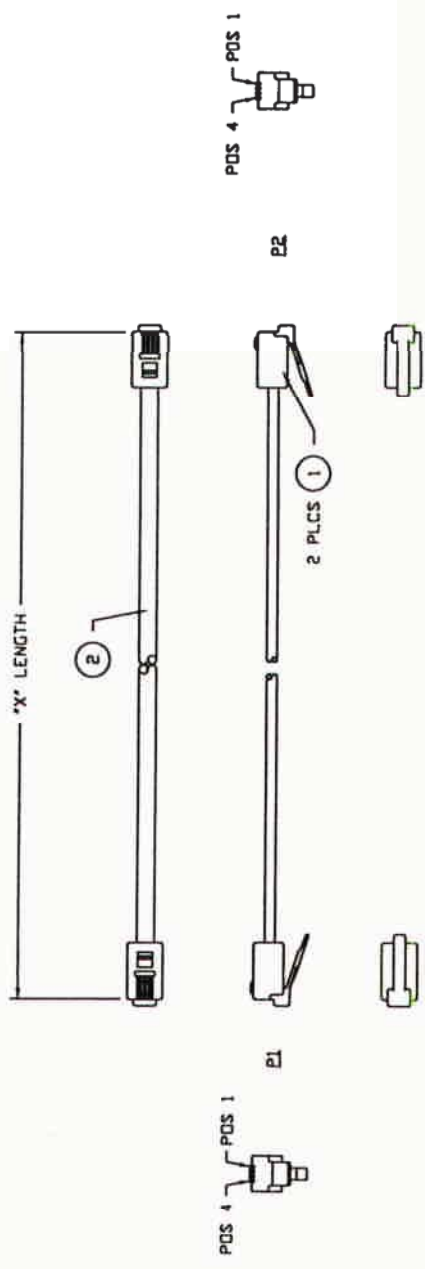
A B C D E F G H

| | | | |
|--------------------|-------------------|----------|----------|
| REV. X1 | DESCRIPTION | DATE | APPROVED |
| ZDNE | CUSTOMER APPROVAL | 03/24/99 | E.V. |
| DWG. NO. XX4-511-D | | | |

THESE DRAWINGS AND SPECIFICATIONS ARE THE SOLE PROPERTY OF I/O INTERCONNECT INC., U.S.A. AND SHALL NOT BE REPRODUCED, COPIED, OR LOANED IN ANY MANNER WITHOUT THE PRIOR WRITTEN CONSENT OF I/O INTERCONNECT INC. OR ITS AFFILIATED SUBSIDIARIES.

WIRE DIAGRAM

| PL | BLACK | P2 |
|----|-------|----|
| 1 | 4 | |
| 2 | 3 | |
| 3 | 2 | |
| 4 | 1 | |



CUSTOMER APPROVAL
ENGR. SIGN *Flatt Janice*
DATE: 4-12-99

H1442-14-ND
H1442-14-ND
H1442-07-ND

| | |
|------------------|---------------------------------------|
| 444-254-511-D | 25.0 FT ± 4.0 IN 7.62 M ± 101.5 MM |
| 444-144-511-D | 14.0 FT ± 3.0 IN 4.27 M ± 76.2 MM |
| 444-074-511-D | 7.0 FT ± 2.0 IN 2.13 M ± 50.8 MM |
| PART NUMBER | LENGTH "X" |
| I/O INTERCONNECT | |

| | | | |
|--------------------|-------------------|----------|----------|
| REV. X1 | DESCRIPTION | DATE | APPROVED |
| ZDNE | CUSTOMER APPROVAL | 03/24/99 | E.V. |
| DWG. NO. XX4-511-D | | | |

THIRD ANGLE PROJECTION

UNLESS OTHERWISE NOTED:
1) DIMENSIONS ARE IN INCHES (MILLIMETER)
2) TOLERANCES (X.XX ± 0.25 (6.35))

| | | | |
|--------------------|-------------------|----------|----------|
| REV. X1 | DESCRIPTION | DATE | APPROVED |
| ZDNE | CUSTOMER APPROVAL | 03/24/99 | E.V. |
| DWG. NO. XX4-511-D | | | |

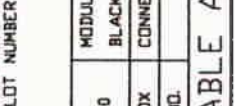
- NOTES: UNLESS OTHERWISE SPECIFIED.
- CABLE TO BE BUNDLED AND TWIST TIED.
 - TEST CABLE FOR ALL OPENS & SHORTS.
 - PACKAGE CABLE ASSEMBLY INDIVIDUALLY IN PLASTIC BAG. PACKAGE INDIVIDUAL BAG PER LOT NUMBER QUANTITIES.

MODULAR CABLE, 26 AVG (7/34) BARE COPPER, 4 CONDUCTOR, UNSHIELDED, BLACK PVC.

CONNECTOR, MODULAR PLUG, 4 POSITION, 4 CONDUCTOR, 50U' AU, FLAT TYPE EXIT.

CABLE ASSEMBLY PARTS LIST

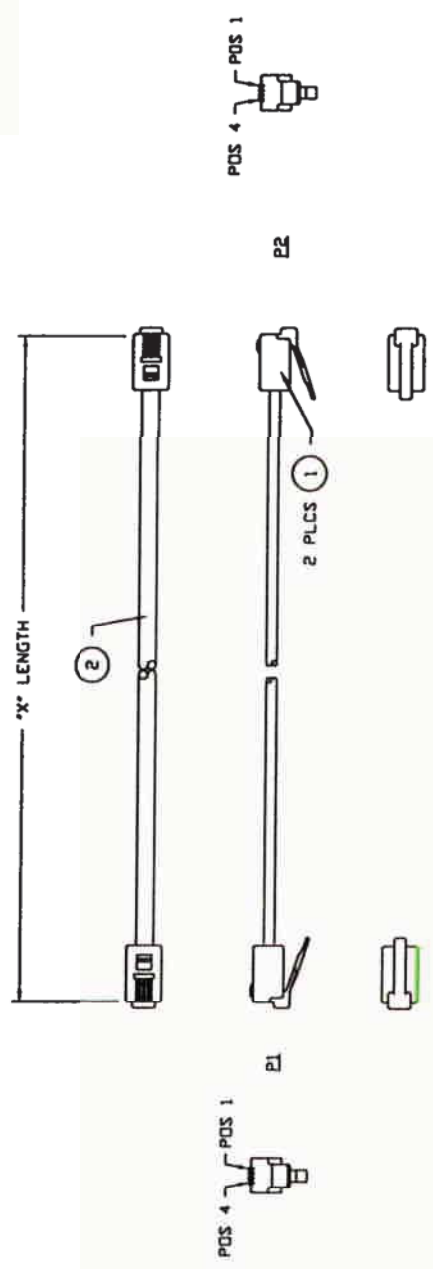
| ITEM | QTY | MFG. | IDI PART NO. | DESCRIPTION |
|------|-------|------|--------------|---|
| 2 | "X" | IDI | 120-410-010 | MODULAR CABLE, 26 AVG (7/34) BARE COPPER, 4 CONDUCTOR, UNSHIELDED, BLACK PVC. |
| 1 | 2 PCS | IDI | 32S-441-50X | CONNECTOR, MODULAR PLUG, 4 POSITION, 4 CONDUCTOR, 50U' AU, FLAT TYPE EXIT. |



| | |
|-------------|--------------|
| SCALE: NONE | SHEET 1 OF 1 |
|-------------|--------------|

| | | | | | | | |
|-----------------------|---|------|------------|-------------|-------------------|------|------------------|
| A | B | C | D | E | F | G | H |
| DVG. NO. XX4-510-D | | ZONE | REV. X1 | DESCRIPTION | CUSTOMER APPROVAL | DATE | APPROVED E.V. |

THESE DRAWINGS AND SPECIFICATIONS ARE THE SOLE PROPERTY OF I/O INTERCONNECT INC., U.S.A. AND SHALL NOT BE REPRODUCED, COPIED, OR USED IN ANY MANNER WITHOUT THE PRIOR WRITTEN CONSENT OF I/O INTERCONNECT INC. OR ITS AFFILIATED SUBSIDIARIES.



WIRE DIAGRAM

| | | | | |
|----|---|--------|----|---|
| P1 | 1 | BLACK | P2 | 4 |
| | 2 | RED | | 3 |
| | 3 | GREEN | | 2 |
| | 4 | YELLOW | | 1 |

CUSTOMER APPROVAL
ENGR. SIGN *Matt Ferris*
DATE: 4-12-99

- NOTES: UNLESS OTHERWISE SPECIFIED.
1. CABLE TO BE BUNDLED AND TWIST TIED.
 2. TEST CABLE FOR ALL OPENS & SHORTS.
 3. PACKAGE CABLE ASSEMBLY INDIVIDUALLY IN PLASTIC BAG. PACKAGE INDIVIDUAL BAG PER LOT NUMBER QUANTITIES.

| | |
|---------------|---------------------------------------|
| 444-254-510-D | 25.0 FT ± 4.0 IN 7.62 M ± 101.6 MM |
| 444-144-510-D | 14.0 FT ± 3.0 IN 4.27 M ± 76.2 MM |
| 444-074-510-D | 7.0 FT ± 2.0 IN 2.13 M ± 50.8 MM |
| PART NUMBER | LENGTH "X" |

I/O INTERCONNECT
 SANTA ANA, CALIFORNIA

THIRD ANGLE PROJECTION

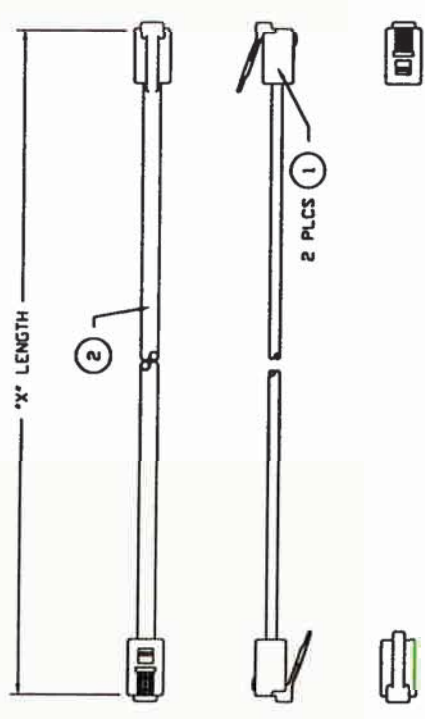
UNLESS OTHERWISE NOTED:
 1) DIMENSIONS ARE IN INCHES (MILLIMETER)
 2) TOLERANCES:
 XXX ± 0.25 (6-35)

| ITEM | QTY | MFG. | IOI PART NO. | DESCRIPTION |
|------|-------|------|--------------|--|
| 2 | *X | IOI | 120-410-000 | MODULAR CABLE, 26 AVG (7/34) BARE COPPER, 4 CONDUCTOR, UNSHIELDED, SILVER SATIN PVC. |
| 1 | 2 PCS | IOI | 325-441-50X | CONNECTOR, MODULAR PLUG, 4 POSITION, 4 CONDUCTOR, 50u" AU, FLAT TYPE EXIT. |

CABLE ASSEMBLY PARTS LIST

| | | | | | |
|----------|--|----------|---|----|---|
| SCALE: | NONE | SHEET | 1 | OF | 1 |
| REV. | X1 | DIGI KEY | | | |
| CUSTOMER | 444-XX4-510-D | | | | |
| PWG NO. | 444-XX4-510-D | | | | |
| PART NO. | 444-XX4-510-D | | | | |
| TITLE: | 4P4C MODULAR, STANDARD STYLE, SILVER SATIN, CABLE ASSEMBLY | | | | |

| | | | | | | | |
|--|---|-----------------------|------------|------------|----------------------------------|------------------|------------------|
| A | B | C | D | E | F | G | H |
| THESE DRAWINGS AND SPECIFICATIONS ARE THE SOLE PROPERTY OF I/O INTERCONNECT INC., U.S.A. AND SHALL NOT BE REPRODUCED, COPIED, OR USED IN ANY MANNER WITHOUT THE PRIOR WRITTEN CONSENT OF I/O INTERCONNECT INC. OR ITS AFFILIATED SUBSIDIARIES. | | DWG. NO. XX4-502-D | ZONE XI | REV. XI | DESCRIPTION CUSTOMER APPROVAL | DATE 03/22/99 | APPROVED E.V. |



WIRE DIAGRAM

| PL | BLACK | PR |
|----|-------|----|
| 1 | _____ | 1 |
| 2 | _____ | 2 |
| 3 | _____ | 3 |
| 4 | _____ | 4 |

CUSTOMER APPROVAL
 ENGR. SIGN *Y. Matt y. Jones*
 DATE: 4-12-99

- NOTES: UNLESS OTHERWISE SPECIFIED.
- CABLE TO BE BUNDLED AND TWIST TIED.
 - TEST CABLE FOR OPENS & SHORTS.
 - PACKAGE CABLE ASSEMBLY INDIVIDUALLY IN PLASTIC BAG. PACKAGE INDIVIDUAL BAG PER LOT NUMBER QUANTITIES.

| | |
|------------------|---------------------------------------|
| 444-254-502-D | 25.0 FT ± 4.0 IN 7.62 M ± 101.6 MM |
| 444-144-502-D | 14.0 FT ± 3.0 IN 4.27 M ± 76.2 MM |
| 444-074-502-D | 7.0 FT ± 2.0 IN 2.13 M ± 50.8 MM |
| PART NUMBER | LENGTH "X" |
| I/O INTERCONNECT | |

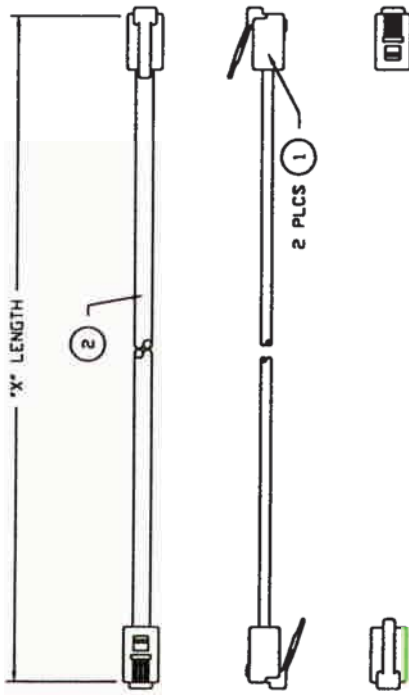
| | |
|--|---|
| | |
| TITLE: I/O INTERCONNECT SANTA ANA, CALIFORNIA | |
| PART NO. 444-XX4-502-D | REV. XI |
| DRAWING NO. 444-XX4-502-D | DATE 03/22/99 |
| CHECKED BY E.V. | SCALE NONE |
| THIRD ANGLE PROJECTION | UNLESS OTHERWISE NOTED 1) DIMENSIONS ARE IN INCHES (MILLIMETER) 2) TOLERANCES: XXX ± 0.25 (6.35) |

| ITEM | QTY | MFG. | IOI PART NO. | DESCRIPTION |
|------|-------|------|--------------|---|
| 2 | *X* | IOI | 120-410-020 | MODULAR CABLE, 26 AWG (7/34) BARE COPPER, 4 CONDUCTOR, UNSHIELDED, WHITE PVC. |
| 1 | 2 PCS | IOI | 325-441-50X | CONNECTOR, MODULAR PLUG, 4 POSITION, 4 CONDUCTOR, 50u" Au, FLAT TYPE EXIT. |

CABLE ASSEMBLY PARTS LIST

THESE DRAWINGS AND SPECIFICATIONS ARE THE SOLE PROPERTY OF I/O INTERCONNECT INC. NO PART OF THIS DRAWING OR SPECIFICATION IS TO BE REPRODUCED OR COPIED IN ANY MANNER WITHOUT THE WRITTEN CONSENT OF I/O INTERCONNECT INC. OR ITS AFFILIATED SUBSIDIARIES.

| | | | | | |
|-----------|------|------|-------------------|----------|----------|
| DWG. NO. | ZONE | REV. | DESCRIPTION | DATE | APPROVED |
| XX4-501-D | | XI | CUSTOMER APPROVAL | 03/24/99 | E.V. |



WIRE DIAGRAM

| | | | |
|----|---|--------|----|
| P1 | 1 | BLACK | P2 |
| | 2 | RED | 1 |
| | 3 | GREEN | 2 |
| | 4 | YELLOW | 3 |
| | | | 4 |

CUSTOMER APPROVAL
ENGR. SIGN *Matt James*
DATE: 4-12-99

- NOTES: UNLESS OTHERWISE SPECIFIED.
1. CABLE TO BE BUNDLED AND TWIST TIED.
 2. TEST CABLE FOR ALL OPENS & SHORTS.
 3. PACKAGE CABLE ASSEMBLY INDIVIDUALLY IN PLASTIC BAG. PACKAGE INDIVIDUAL BAG PER LOT NUMBER QUANTITIES.

| | |
|---------------|--------------------------------------|
| 444-254-501-D | 250 FT ± 4.0 IN 7.62 M ± 101.6 MM |
| 444-144-501-D | 14.0 FT ± 3.0 IN 4.27 M ± 76.2 MM |
| 444-074-501-D | 7.0 FT ± 2.0 IN 2.13 M ± 50.8 MM |
| PART NUMBER | LENGTH "X" |

I/O INTERCONNECT
 SANTA ANA, CALIFORNIA

TITLE: 4P4C MODULAR, REVERT STYLE, BLACK, CABLE ASSEMBLY

UNLESS OTHERWISE NOTED: DIMENSIONS ARE IN INCHES (MILLIMETER) TOLERANCES: .XXX ± 0.25 (6.35)

THIRD ANGLE PROJECTION

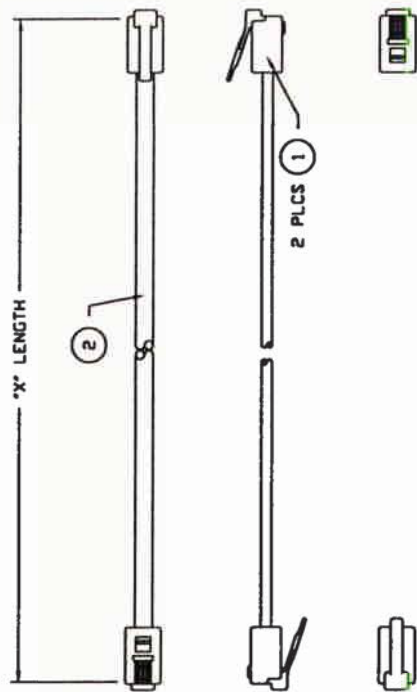
SCALE: NONE

PAGE: 1 OF 1

| ITEM | QTY | MFG. | IOI PART NO. | DESCRIPTION |
|------|-------|------|--------------|---|
| 2 | "X" | IOI | 120-410-010 | MODULAR CABLE, 26 AVG (7/34) BARE COPPER, 4 CONDUCTOR, UNSHIELDED, BLACK PVC. |
| 1 | 2 PCS | IOI | 325-441-50X | CONNECTOR, MODULAR PLUG, 4 POSITION, 4 CONDUCTOR, 50u" Au, FLAT TYPE EXIT. |

CABLE ASSEMBLY PARTS LIST

| | | | | | | | |
|--|---|-----------------------|------------|------------|----------------------------------|------------------|------------------|
| A | B | C | D | E | F | G | H |
| THESE DRAWINGS AND SPECIFICATIONS ARE THE SOLE PROPERTY OF I/O INTERCONNECT INC., U.S.A. AND SHALL NOT BE REPRODUCED, COPIED, OR USED IN ANY MANNER WITHOUT THE PRIOR WRITTEN CONSENT OF I/O INTERCONNECT INC. OR ITS AFFILIATED SUBSIDIARIES. | | DWG. NO. XX4-500-D | ZONE X1 | REV. X1 | DESCRIPTION CUSTOMER APPROVAL | DATE 03/24/99 | APPROVED E.V. |



WIRE DIAGRAM

| | | | | |
|----|---|--------|----|---|
| P1 | 1 | BLACK | P2 | 1 |
| | 2 | RED | | 2 |
| | 3 | GREEN | | 3 |
| | 4 | YELLOW | | 4 |

CUSTOMER APPROVAL
ENGR. SIGN *Math Larned*
DATE: 4-12-99

- NOTES: UNLESS OTHERWISE SPECIFIED.
- CABLE TO BE BUNDLED AND TWIST TIED.
 - TEST CABLE FOR ALL OPENS & SHORTS.
 - PACKAGE CABLE ASSEMBLY INDIVIDUALLY IN PLASTIC BAG. PACKAGE INDIVIDUAL BAG PER LOT NUMBER QUANTITIES.

| | |
|---------------------------------|---------------------------------------|
| 444-254-500-D | 25.0 FT ± 4.0 IN 7.62 M ± 101.6 MM |
| 444-144-500-D | 14.0 FT ± 3.0 IN 4.27 M ± 76.2 MM |
| 444-074-500-D | 7.0 FT ± 2.0 IN 2.13 M ± 50.8 MM |
| PART NUMBER I/O INTERCONNECT | LENGTH "X" |

I/O INTERCONNECT
 SANTA ANA, CALIFORNIA

UNLESS OTHERWISE NOTED
 1) DIMENSIONS ARE IN INCHES (MILLIMETER)
 2) TOLERANCES:
 X.XX ± 0.25 (6.35)

THIRD ANGLE PROJECTION

REV. X1

DATE 03/24/99

BY [Signature]

CHECKED [Signature]

APPROVED [Signature]

TITLE: 4P4C MODULAR, REVERT STYLE, SILVER SATIN, CABLE ASSEMBLY

PART NO: 444-XX4-500-D

DWG NO: 444-XX4-500-D

CUSTOMER: DIGI KEY


SCALE: NONE

SHEET 1 OF 1

| ITEM | QTY | MFG. | IOI PART NO. | DESCRIPTION |
|------|-------|------|--------------|--|
| 2 | "X" | IOI | 120-410-000 | MODULAR CABLE, 26 AWG (7/34) BARE COPPER, 4 CONDUCTOR, UNSHIELDED, SILVER SATIN PVC. |
| 1 | 2 PCS | IOI | 325-441-50X | CONNECTOR, MODULAR PLUG, 4 POSITION, 4 CONDUCTOR, 50U" Au, FLAT TYPE EXIT. |

CABLE ASSEMBLY PARTS LIST

| | | | | | | | |
|--|---|-----------------------|------------|------------|----------------------------------|------------------|------------------|
| A | B | C | D | E | F | G | H |
| THESE DRAWINGS AND SPECIFICATIONS ARE THE SOLE PROPERTY OF I/O INTERCONNECT INC., U.S.A. AND SHALL NOT BE REPRODUCED, COPIED, OR USED IN ANY MANNER WITHOUT THE PRIOR WRITTEN CONSENT OF I/O INTERCONNECT INC. OR ITS AFFILIATED SUBSIDIARIES. | | DWG. NO. XX4-522-D | ZONE X1 | REV. X1 | DESCRIPTION CUSTOMER APPROVAL | DATE 03/24/99 | APPROVED E.V. |



CUSTOMER APPROVAL
 ENGR. SIGN *Y. Math...*
 DATE: 4-12-99

- NOTES: UNLESS OTHERWISE SPECIFIED.
- CABLE TO BE BUNDLED AND TWIST TIED.
 - TEST CABLE FOR ALL OPENS & SHORTS.
 - PACKAGE CABLE ASSEMBLY INDIVIDUALLY IN PLASTIC BAG. PACKAGE INDIVIDUAL BAG PER LOT NUMBER QUANTITIES.

| | |
|---------------------------------|--------------------------------------|
| 444-254-522-D | 25.0 FT ± 4.0 IN 762 M ± 101.6 MM |
| 444-144-522-D | 14.0 FT ± 3.0 IN 427 M ± 76.2 MM |
| 444-074-522-D | 7.0 FT ± 2.0 IN 213 M ± 50.8 MM |
| PART NUMBER I/O INTERCONNECT | LENGTH *X* |

I/O INTERCONNECT
 SANTA ANA, CALIFORNIA

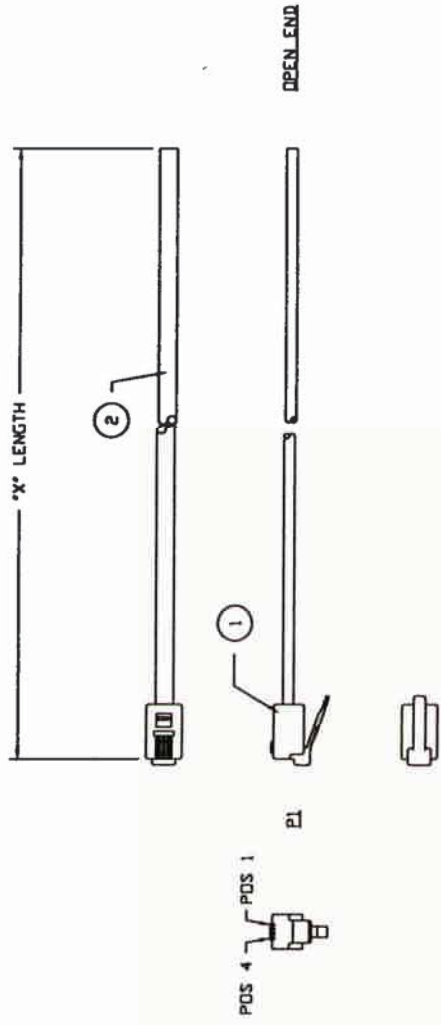
THIRD ANGLE PROJECTION

UNLESS OTHERWISE NOTED
 1) DIMENSIONS ARE IN INCHES (MILLIMETER)
 2) TOLERANCES:
 X.XX ± 0.25 (6.35)

| | | | |
|----------------------------------|------|-------------|---|
| 2 | *X* | 120-410-020 | MODULAR CABLE, 26 AVG (7/34) BARE COPPER, 4 CONDUCTOR, UNSHIELDED, WHITE PVC. |
| 1 | 1 PC | 325-441-50X | CONNECTOR, MODULAR PLUG, 4 POSITION, 4 CONDUCTOR, 50µ" AU, FLAT TYPE EXIT. |
| ITEM | QTY | MFG. | DESCRIPTION |
| CABLE ASSEMBLY PARTS LIST | | | |

| | | | |
|-------|------|-------|--------|
| REV. | REV. | REV. | REV. |
| XI | XI | XI | XI |
| SCALE | NONE | SHEET | 1 OF 1 |

| | | | | | | | |
|--|---|-----------------------|------|------------|----------------------------------|------------------|------------------|
| A | B | C | D | E | F | G | H |
| THESE DRAWINGS AND SPECIFICATIONS ARE THE SOLE PROPERTY OF I/O INTERCONNECT INC., U.S.A. AND SHALL NOT BE REPRODUCED, COPIED, OR USED IN ANY MANNER WITHOUT THE PRIOR WRITTEN CONSENT OF I/O INTERCONNECT INC. OR ITS AFFILIATED SUBSIDIARIES. | | DWG. NO. XX4-S21-D | ZONE | REV. X1 | DESCRIPTION CUSTOMER APPROVAL | DATE 03/24/99 | APPROVED E.V. |



WIRE DIAGRAM

| PL | OPEN END |
|----|----------|
| 1 | BLACK |
| 2 | RED |
| 3 | GREEN |
| 4 | YELLOW |

CUSTOMER APPROVAL
 ENGR. SIGN Matt Janner
 DATE: 4-12-99

| | |
|---------------|---------------------------------------|
| 444-294-S21-D | 25.0 FT ± 4.0 IN 7.62 M ± 101.6 MM |
| 444-144-S21-D | 14.0 FT ± 3.0 IN 4.27 M ± 76.2 MM |
| 444-074-S21-D | 7.0 FT ± 2.0 IN 2.13 M ± 50.8 MM |
| PART NUMBER | LENGTH "X" |

- NOTES: UNLESS OTHERWISE SPECIFIED.
- CABLE TO BE BUNDLED AND TWIST TIED.
 - TEST CABLE FOR ALL OPENS & SHORTS.
 - PACKAGE CABLE ASSEMBLY INDIVIDUALLY IN PLASTIC BAG. PACKAGE INDIVIDUAL BAG PER LOT NUMBER QUANTITIES.

I/O INTERCONNECT
 SANTA ANA, CALIFORNIA

THIRD ANGLE PROJECTION

UNLESS OTHERWISE NOTED:
 1) DIMENSIONS ARE IN INCHES (MILLIMETER)
 2) TOLERANCES:
 X.XX ± 0.25 (6.35)

| | | | |
|------|----------|----|-------|
| REV. | DATE | BY | CHKD. |
| X1 | 03/24/99 | | |

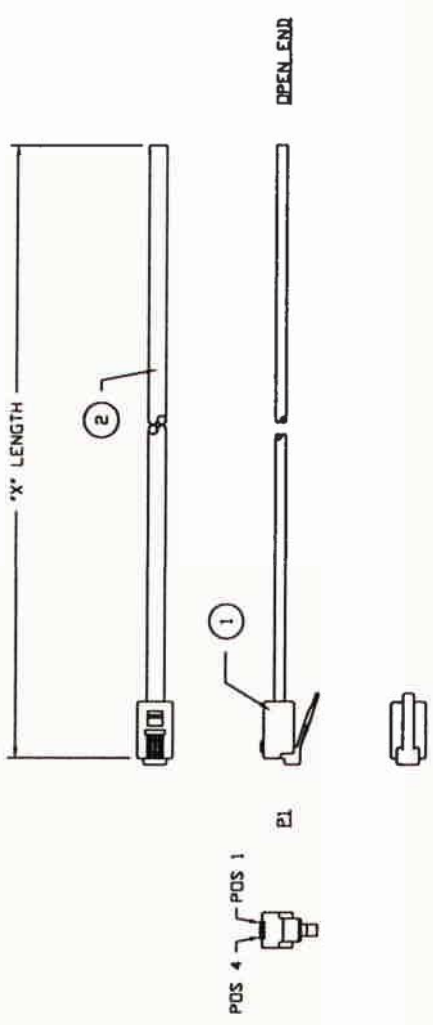
| ITEM | QTY | MFG. | IOI PART NO. | DESCRIPTION |
|------|------|------|--------------|---|
| 2 | "X" | IOI | 120-410-010 | MODULAR CABLE, 26 AWG (7/34) BARE COPPER, 4 CONDUCTOR, UNSHIELDED, BLACK PVC. |
| 1 | 1 PC | IOI | 325-441-50X | CONNECTOR, MODULAR PLUG, 4 POSITION, 4 CONDUCTOR, 50u" Au, FLAT TYPE EXIT. |

CABLE ASSEMBLY PARTS LIST

| | | | |
|--------|------|-------|--------|
| SCALE: | NONE | SHEET | 1 OF 1 |
|--------|------|-------|--------|

| | | | | | | | |
|--------------------|---|------|---------|-------------|-------------------|----------|----------|
| A | B | C | D | E | F | G | H |
| DVG. NO. XX4-520-D | | ZONE | REV. XI | DESCRIPTION | CUSTOMER APPROVAL | DATE | APPROVED |
| XX4-520-D | | | | | | 03/24/99 | E.V. |

THESE DRAWINGS AND SPECIFICATIONS ARE THE SOLE PROPERTY OF I/O INTERCONNECT INC. ANY REPRODUCTION OR USE IN ANY MANNER WITHOUT THE WRITTEN CONSENT OF I/O INTERCONNECT INC OR ITS AFFILIATED SUBSIDIARIES.




CUSTOMER APPROVAL
 ENGR. SIGN Math James
 DATE: 4-17-99

- NOTES: UNLESS OTHERWISE SPECIFIED.
1. CABLE TO BE BUNDLED AND TWIST TIED.
 2. TEST CABLE FOR ALL OPENS & SHORTS.
 3. PACKAGE CABLE ASSEMBLY INDIVIDUALLY IN PLASTIC BAG. PACKAGE INDIVIDUAL BAG PER LOT NUMBER QUANTITIES.

H3443-25-ND
 H3443-14-ND
 H3443-07-ND

| | |
|---------------|---------------------------------------|
| 444-254-520-D | 25.0 FT ± 4.0 IN 7.62 M ± 101.6 MM |
| 444-144-520-D | 14.0 FT ± 3.0 IN 4.27 M ± 76.2 MM |
| 444-074-520-D | 7.0 FT ± 2.0 IN 2.13 M ± 50.8 MM |

PART NUMBER
 I/O INTERCONNECT
 LENGTH 'X'



THIRD ANGLE PROJECTION

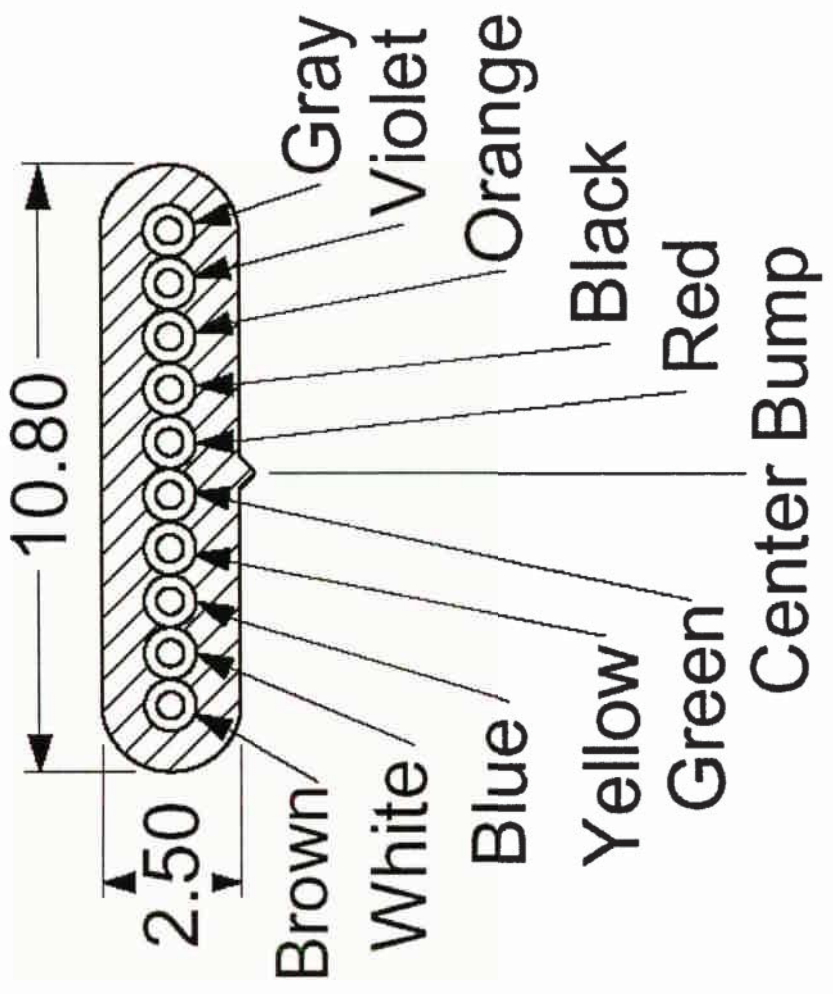
UNLESS OTHERWISE NOTED:
 1) DIMENSIONS ARE IN INCHES (MILLIMETER)
 2) TOLERANCES:
 X.XX ± 0.25 (6.35)

| | |
|-------------|---|
| TITLE | SANTA ANA, CALIFORNIA |
| DESCRIPTION | 4P4C MODULAR TO OPEN END SILVER SATIN, CABLE ASSEMBLY |
| PART NO. | 444-XX4-520-D |
| DWG NO. | 444-XX4-520-D |
| CUSTOMER | DIGI KEY |
| SCALE | NONE |
| SHEET | 1 OF 1 |

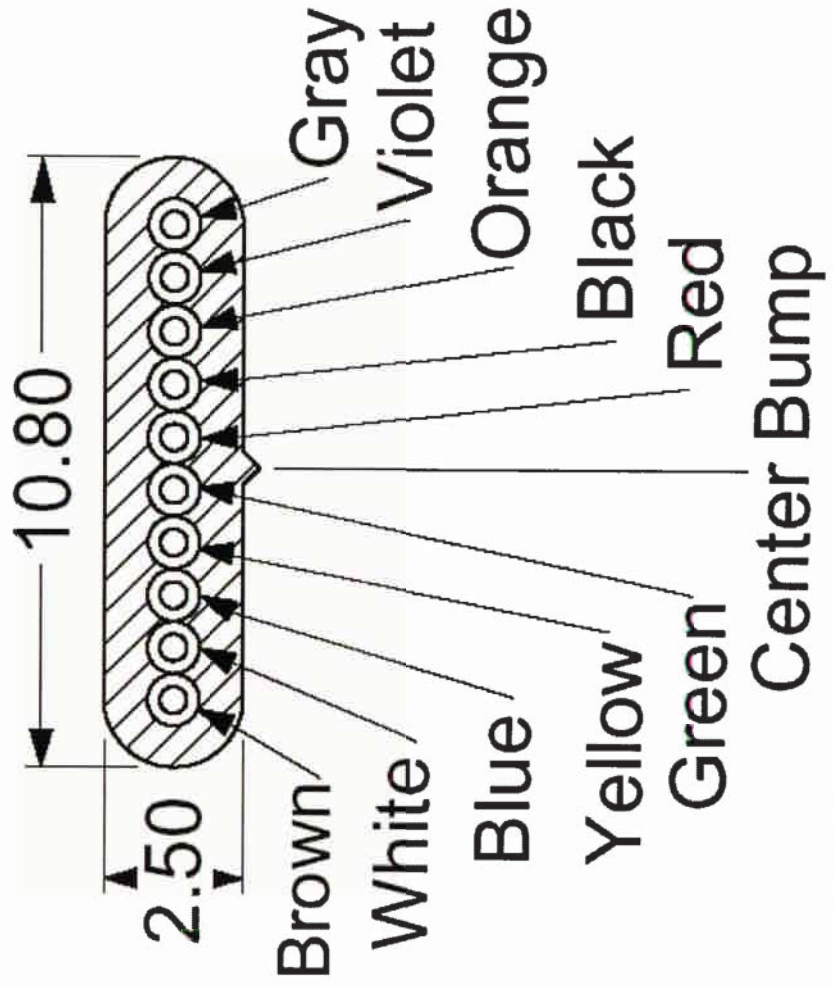
| ITEM | QTY | MFG. | IDI PART NO. | DESCRIPTION |
|------|-----|------|--------------|--|
| 2 | | | | MODULAR CABLE, 26 AWG (7/34) BARE COPPER, 4 CONDUCTOR, UNSHIELDED, SILVER SATIN PVC. |
| 1 | 1 | PC | IDI | CONNECTOR, MODULAR PLUG, 4 POSITION, 4 CONDUCTOR, 50L' AW, FLAT TYPE EXIT. |

CABLE ASSEMBLY PARTS LIST

View Ridge Up 10-Conductor Cable

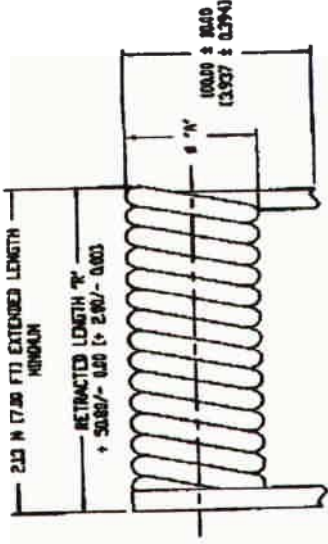


View Ridge Up 10-Conductor Cable



| | | | | |
|---------|------|-------------|---------|----------|
| DATE | REV. | DESCRIPTION | DATE | APPROVED |
| 8/19/98 | E | ECN 8435 | 8/19/98 | R.Z. |

NOTE: DIMENSIONS AND SPECIFICATIONS ARE THE SOLE PROPERTY OF I/O INTERCONNECT INC. ALL RIGHTS ARE RESERVED. NO PARTS MAY BE REPRODUCED OR TRANSMITTED IN ANY FORM OR BY ANY MEANS WITHOUT THE WRITTEN CONSENT OF I/O INTERCONNECT INC. OR ITS AFFILIATED COMPANIES.



REEL SPECIFICATION

NOTES UNLESS OTHERWISE SPECIFIED.

- 1.0 MATERIAL AND SPECIFICATIONS
- 1.1 CONDUCTORS: 26 AWG (0.254 mm) STRANDED BARE COPPER
- 1.2 INSULATION: POLYPROPYLENE
- 1.3 COLOR: PER CALLOUT
- 1.4 PACKAGING: (SEE PAGE 2)
- 2.0 ELECTRICAL CHARACTERISTICS
- 2.1 TEMPERATURE & VOLTAGE RATING: 80°C 30 V
- 2.2 CONDUCTORS RESISTANCE: 160 OHM/KM MAX AT 20°C
- 2.3 INSULATION RESISTANCE: 100 MEGOHM/KM MIN AT 20°C
- 2.4 CAPACITANCE: 15 PF/FT (450)
- 2.5 DIELECTRIC TEST: AC-50KV PER 1 MINUTE
- 3.0 PACKAGING SPECIFICATION
- 3.1 USE CLEAR TAPE TO BUNDLE 25 CABLES TOGETHER AT THE END SECTION
- 3.2 PLACE PLASTIC BAG IN SHIPPING BOX AND LAY 10 BUNDLE OR 250 PIECES MAX PER SHIPPING BOX. CLOSE PLASTIC BAG AND SEAL BOX ALONG 3 SURFACES WITH TAPE.

| | | | |
|------------|-------|----------------------|-------------------------------|
| 4 | 53340 | (23.000) | L=13.00" X W=55.00" X H=9.00" |
| 5 | 51960 | (24.000) | L=13.00" X W=55.00" X H=9.00" |
| 6 | 7128 | (28.000) | L=13.00" X W=60.00" X H=9.00" |
| 10 | 7874 | (31.000) | L=13.00" X W=60.00" X H=9.00" |
| CONDUCTORS | | MILLIMETERS | DIMENSION MAX. |
| NUMBER OF | | RETRACTED LENGTH IN. | OUTSIDE SHIPPING BOX |

I/O INTERCONNECT
SANTA ANA, CALIFORNIA

UNLESS OTHERWISE NOTED:
 1) DIMENSIONS ARE IN MILLIMETER (INCHES)
 2) TOLERANCES:
 XX ± 0.25 (0.010)
 XXX ± 0.25 (0.010)

THIRD ANGLE PROJECTION

DATE: 8/19/98
 DRAWN BY: R.Z.
 CHECKED BY: R.Z.
 PART NO: IO-210-010
 QUANTITY: 170
 INTERCONNECT: C
 SHEET: 2 OF 2