



Chipsmall Limited consists of a professional team with an average of over 10 year of expertise in the distribution of electronic components. Based in Hongkong, we have already established firm and mutual-benefit business relationships with customers from,Europe,America and south Asia,supplying obsolete and hard-to-find components to meet their specific needs.

With the principle of “Quality Parts,Customers Priority,Honest Operation,and Considerate Service”,our business mainly focus on the distribution of electronic components. Line cards we deal with include Microchip,ALPS,ROHM,Xilinx,Pulse,ON,Everlight and Freescale. Main products comprise IC,Modules,Potentiometer,IC Socket,Relay,Connector.Our parts cover such applications as commercial,industrial, and automotives areas.

We are looking forward to setting up business relationship with you and hope to provide you with the best service and solution. Let us make a better world for our industry!



Contact us

Tel: +86-755-8981 8866 Fax: +86-755-8427 6832

Email & Skype: info@chipsmall.com Web: www.chipsmall.com

Address: A1208, Overseas Decoration Building, #122 Zhenhua RD., Futian, Shenzhen, China





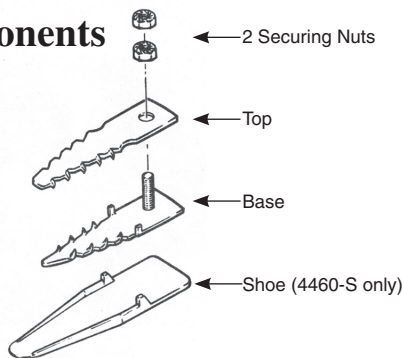
Scotchlok™ Shield Connectors 4460 and 4460-S

June 2005
78-8135-4339-0-A

1.0 General

The 3M™ Scotchlok™ 4460 and 4460-S shield connectors are designed to make a stable, low resistance electrical connection between the shield of a communications cable and a conductor such as a strap bar, wire or braid. The 4460-S shield connector includes a plastic shoe to aid connector insertion and to protect conductors.

2.0 Components



Note: *Visually inspect all components. If any component is missing or appears damaged, do not install and call 3M customer service at 1-800-426-8688 for a replacement product.*

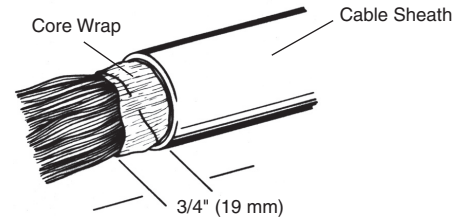
3.0 Tools Required

3/8" Terminal Wrench

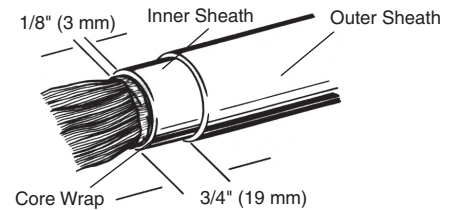
4.0 Cable Preparation

Note: *For both single and double sheath cables, cut shield flush with sheath.*

4.1 Single Sheath Cable




4.2 Double Sheath Cable



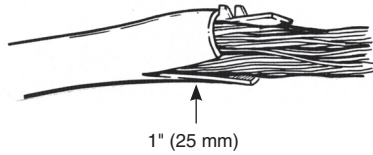
5.0 Installation

5.1 **For 4460 connector** insert base between shield and core wrap, or inner sheath for double sheath cable, until stops meet outer sheath. Tap sheath above shield connector base to set teeth.

For 4460-S connector insert plastic shoe between shield and core wrap, or inner sheath for double sheath, until stops meet outer sheath. The plastic shoe can be easily inserted by gripping back end with pliers. Then insert base of connector between shield and plastic shoe. Tap sheath above shield connector base to set teeth.

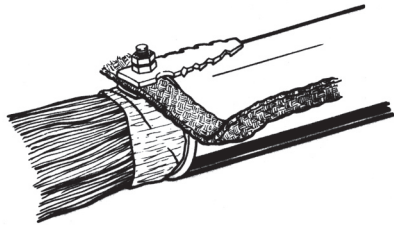


Note: *If shoe and/or base cannot be easily inserted, especially with cable less than 1" (25 mm) in diameter, cut a 1" (25 mm) slit in the sheath opposite connector, then complete procedure.*



5.2 Attach bond braid perpendicular to long axis of connector. Install top and securely fasten with nuts supplied. Torque nuts to 30-35 in-lbs (3.4-4.0 kgm).

Note: *Do not tap on top shield connector member.*



Note: *If additional jumper or ground wire is to be used, place wire(s) between securing nuts.*

3M and Scotchlok are trademarks of 3M Company.

Important Notice

All statements, technical information, and recommendations related to 3M's products are based on information believed to be reliable, but the accuracy or completeness is not guaranteed. Before using this product, you must evaluate it and determine if it is suitable for your intended application. You assume all risks and liability associated with such use. Any statements related to the product which are not contained in 3M's current publications, or any contrary statements contained on your purchase order shall have no force or effect unless expressly agreed upon, in writing, by an authorized officer of 3M.

Warranty; Limited Remedy; Limited Liability.

This product will be free from defects in material and manufacture for a period of one (1) year from the time of purchase. **3M MAKES NO OTHER WARRANTIES INCLUDING, BUT NOT LIMITED TO, ANY IMPLIED WARRANTY OF MERCHANTABILITY OR FITNESS FOR A PARTICULAR PURPOSE.** If this product is defective within the warranty period stated above, your exclusive remedy shall be, at 3M's option, to replace or repair the 3M product or refund the purchase price of the 3M product. **Except where prohibited by law, 3M will not be liable for any indirect, special, incidental or consequential loss or damage arising from this 3M product, regardless of the legal theory asserted.**



**Communication Markets Division
3M Telecommunications**

6801 River Place Blvd.
Austin, TX 78726-9000
800.426.8688
Fax 800.626.0329
www.3MTelecommunications.com



*Recycled paper
40% Pre-consumer waste paper
10% Post-consumer waste paper*

Litho in USA
© 3M 2005 78-8135-4339-0-A