



Chipsmall Limited consists of a professional team with an average of over 10 year of expertise in the distribution of electronic components. Based in Hongkong, we have already established firm and mutual-benefit business relationships with customers from,Europe,America and south Asia,supplying obsolete and hard-to-find components to meet their specific needs.

With the principle of “Quality Parts,Customers Priority,Honest Operation,and Considerate Service”,our business mainly focus on the distribution of electronic components. Line cards we deal with include Microchip,ALPS,ROHM,Xilinx,Pulse,ON,Everlight and Freescale. Main products comprise IC,Modules,Potentiometer,IC Socket,Relay,Connector.Our parts cover such applications as commercial,industrial, and automotives areas.

We are looking forward to setting up business relationship with you and hope to provide you with the best service and solution. Let us make a better world for our industry!



Contact us

Tel: +86-755-8981 8866 Fax: +86-755-8427 6832

Email & Skype: info@chipsmall.com Web: www.chipsmall.com

Address: A1208, Overseas Decoration Building, #122 Zhenhua RD., Futian, Shenzhen, China



INTERCONNECTS

SERIES 451 • .100" GRID INTERCONNECT HEADERS • DOUBLE ROW STRIPS

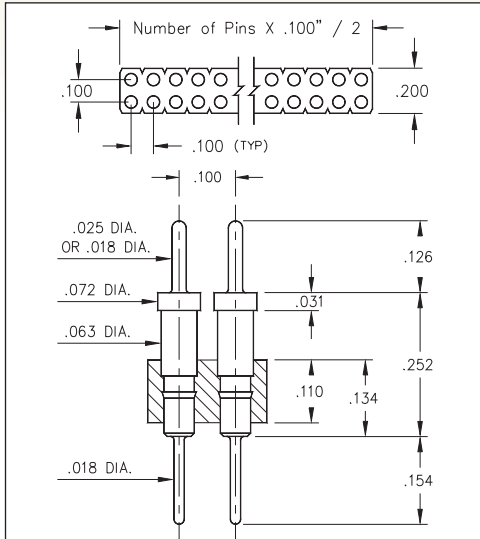


FIG. 1

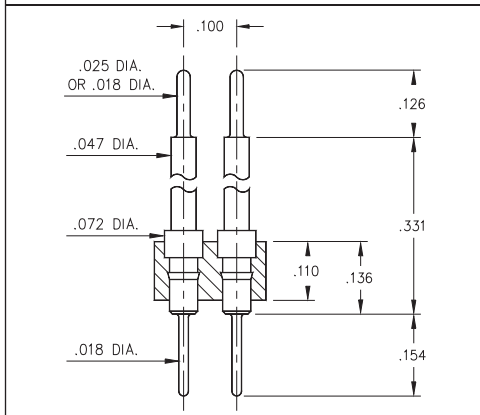


FIG. 2

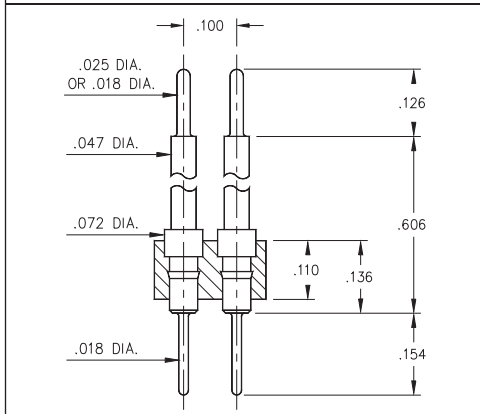


FIG. 3

- Series 451 interconnect header strips come in three lengths with .018" dia. pluggable solder tails at one end and .025" dia. pins at the other. Please see series:
451...003 uses pin #5503
451...004 uses pin #5504
451...005 uses pin #5505
- .018" pluggable solder tails are available at both ends. Please see series:
451...009 uses pin #5509
451...010 uses pin #5510
451...011 uses pin #5511
See pages 212 and 214 for details
- Insulators are high temperature thermoplastic, suitable for all soldering operations



ORDERING INFORMATION

FIG. 1	Series 451...003 .018" / .025" Dia. Solder Tails
	451-10-2-__-00-003000 Specify number of pins 04-64
FIG. 2	Series 451...009 .018" / .018" Dia. Solder Tails
	451-10-2-__-00-009000 Specify number of pins 04-64
FIG. 2	Series 451...004 .018" / .025" Dia. Solder Tails
	451-10-2-__-00-004000 Specify number of pins 04-64
FIG. 3	Series 451...010 .018" / .018" Dia. Solder Tails
	451-10-2-__-00-010000 Specify number of pins 04-64
FIG. 3	Series 451...005 .018" / .025" Dia. Solder Tails
	451-10-2-__-00-005000 Specify number of pins 04-64
FIG. 3	Series 451...011 .018" / .018" Dia. Solder Tails
	451-10-2-__-00-011000 Specify number of pins 04-64



XX=Plating Code
See Below

For
Electrical, Mechanical
& Environmental Data,
See page 264

SPECIFY PLATING CODE XX=	10			
Pin Plating	10 μ Au			

