



Chipsmall Limited consists of a professional team with an average of over 10 year of expertise in the distribution of electronic components. Based in Hongkong, we have already established firm and mutual-benefit business relationships with customers from,Europe,America and south Asia,supplying obsolete and hard-to-find components to meet their specific needs.

With the principle of “Quality Parts,Customers Priority,Honest Operation,and Considerate Service”,our business mainly focus on the distribution of electronic components. Line cards we deal with include Microchip,ALPS,ROHM,Xilinx,Pulse,ON,Everlight and Freescale. Main products comprise IC,Modules,Potentiometer,IC Socket,Relay,Connector.Our parts cover such applications as commercial,industrial, and automotives areas.

We are looking forward to setting up business relationship with you and hope to provide you with the best service and solution. Let us make a better world for our industry!



Contact us

Tel: +86-755-8981 8866 Fax: +86-755-8427 6832

Email & Skype: info@chipsmall.com Web: www.chipsmall.com

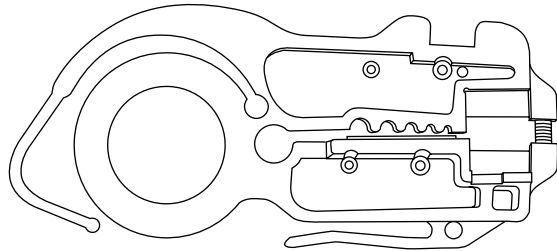
Address: A1208, Overseas Decoration Building, #122 Zhenhua RD., Futian, Shenzhen, China



INSTRUCTIONS

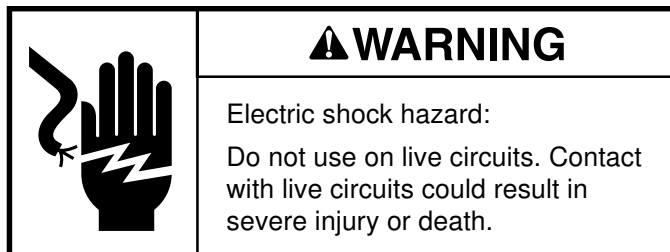


45579 Twisted Pair Cable Stripper



Description

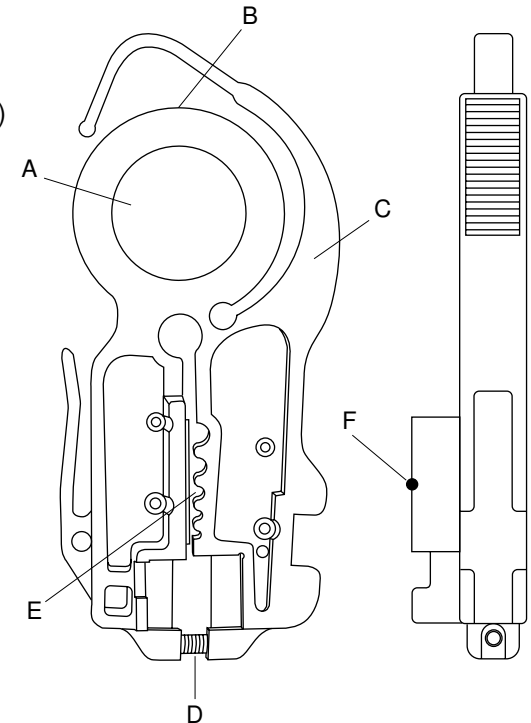
The 45579 Twisted Pair Cable Stripper is intended to strip the jacket from twisted pair cable. The 45579 can strip 5 different diameters of twisted pair and includes a built-in strip length gauge.



KEEP THIS MANUAL

Features

- A. Finger Loop
- B. Notch (on underside of tool)
- C. Tension Arm
- D. Adjustment Screw
- E. Stripping Cavities
- F. Strip Length Gauge



Stripping

1. Squeeze the tension arm to open the tool.
Note: For shielded or thick-jacketed cable, slide the tension arm into the notch. Adjust cutting depth by turning adjustment screw (D) with wrench provided with tool.
2. Insert the cable into the appropriate cavity.
3. Rotate the tool around the cable once to score the jacket.
Note: Aligning the end of the cable with the strip length gauge (F) will provide approximately .600" (15.25 mm) of conductor after the cables are untwisted.
4. Bend the cable at the score to crack the jacket. Remove the jacket.
5. Remove the tension arm from the notch for storage.

GREENLEE®
A Textron Company

4455 Boeing Drive, Rockford, IL 61109-2988 USA
Customer Service (International): 815-397-7070 • Fax: 815-397-9247
Customer Service (North America): 800-435-0786
USA Fax: 800-451-2632, 815-397-1865 • Canada Fax: 800-524-2853
Greenlee Textron is a subsidiary of Textron Inc.