



Chipsmall Limited consists of a professional team with an average of over 10 year of expertise in the distribution of electronic components. Based in Hongkong, we have already established firm and mutual-benefit business relationships with customers from,Europe,America and south Asia,supplying obsolete and hard-to-find components to meet their specific needs.

With the principle of “Quality Parts,Customers Priority,Honest Operation,and Considerate Service”,our business mainly focus on the distribution of electronic components. Line cards we deal with include Microchip,ALPS,ROHM,Xilinx,Pulse,ON,Everlight and Freescale. Main products comprise IC,Modules,Potentiometer,IC Socket,Relay,Connector.Our parts cover such applications as commercial,industrial, and automotives areas.

We are looking forward to setting up business relationship with you and hope to provide you with the best service and solution. Let us make a better world for our industry!




Contact us

Tel: +86-755-8981 8866 Fax: +86-755-8427 6832

Email & Skype: info@chipsmall.com Web: www.chipsmall.com

Address: A1208, Overseas Decoration Building, #122 Zhenhua RD., Futian, Shenzhen, China





Features

- Integrates capacitor function in one package
- RoHS compliant*
- Design reduces termination noise
- Popular standard capacitance values available
- Compatible with wave soldering



This series is currently available but not recommended for new designs.

- Isolated, bussed and dual-bussed circuits available

900 Series - Capacitor Networks

Electrical Characteristics

Capacitance Tolerance
 39 pF - 270 pF.....±10 %
 >270 pF - 0.1 μF.....±20 %
 Circuit Configuration.....Isolated, bussed and dual-bussed
 Capacitor Dielectric.....NPO, X7R
 Capacitance Voltage Rating
 39 pF - 270 pF..NPO - 50 V @ +25 °C
 >270 pF - 0.047 μF
X7R - 50 V @ +25 °C

Physical Characteristics

Lead Spacing.....0.100 " (2.54 mm)
 Terminal Coating.....Sn/Ag/Cu-plated
 Body Material.....Epoxy/Anhydride conformal material

Standard High Volume Part Numbers

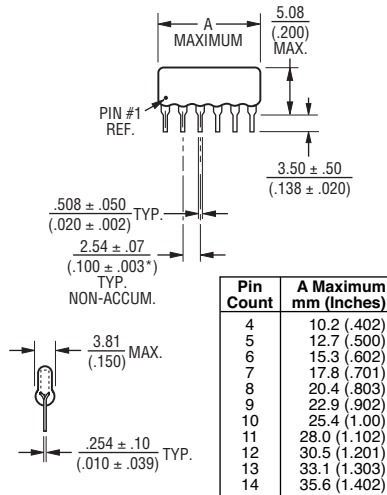
4610M-901-103LF
 4610M-902-103LF
 4610M-901-104LF
 4610M-902-104LF

How To Order

46 10 M - 901 - 103 LF

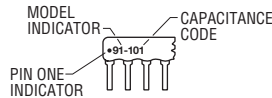
Model _____
 (46 = SIP Pkg)
 Number of Pins _____
 Profile _____
 (M = Standard Profile)
 Electrical Configuration _____
 • 901 = Bussed
 • 902 = Isolated
 • 904 = Dual-Bussed
 Capacitance Code _____
 • First 2 digits are significant
 • Third digit represents the number of zeros to follow.
 Terminations _____
 • LF = Lead free (Sn/Ag/Cu-plated)
 Consult factory for other available options.

Product Dimensions

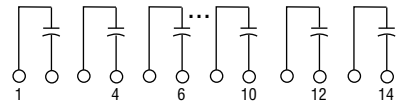


Typical Part Marking

Represents total content. Layout may vary.

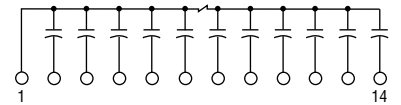


Isolated Capacitors (902 Circuit)



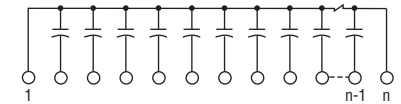
These models incorporate 2 to 7 isolated capacitors of equal value, each connected between two pins.

Bussed Capacitors (901 Circuit)



These models incorporate 3 to 13 capacitors of equal value, each connected between a common bus (Pin 1) and a separate pin.

Dual-Bussed Capacitors (904 Circuit)



These models incorporate 2 to 12 capacitors of equal value, each connected to a dual bus that connects Pin 1 to the last pin.

Standard Capacitance Values and Codes

These are the standard and non-standard capacitance values available. Consult factory for capacitance values and types outside this range. Tolerances of 5 %, 10 % and 20 % are available.

| "NPO" DIELECTRICS 10 % Tolerance | | "X7R" DIELECTRICS 20 % Tolerance | | "X7R" DIELECTRICS 20 % Tolerance | |
|-------------------------------------|------------------|-------------------------------------|------------------|-------------------------------------|------------------|
| Capacitance (pF) | Capacitance Code | Capacitance (pF) | Capacitance Code | Capacitance (μF) | Capacitance Code |
| 39 | 390 | 330 | 331 | 0.01 | 103 |
| 47 | 470 | 390 | 391 | 0.012 | 123 |
| 56 | 560 | 470 | 471 | 0.015 | 153 |
| 68 | 680 | 560 | 561 | 0.018 | 183 |
| 82 | 820 | 680 | 681 | 0.022 | 223 |
| 100 | 101 | 820 | 821 | 0.027 | 273 |
| 120 | 121 | 1000 | 102 | 0.033 | 333 |
| 150 | 151 | 1200 | 122 | 0.039 | 393 |
| 180 | 181 | 1500 | 152 | 0.047 | 473 |
| 220 | 221 | 1800 | 182 | 0.056 | 563 |
| 270 | 271 | 2200 | 222 | 0.068 | 683 |
| | | 2700 | 272 | 0.082 | 823 |
| | | 3300 | 332 | 0.1 | 104 |
| | | 3900 | 392 | | |
| | | 4700 | 472 | | |
| | | 5600 | 562 | | |
| | | 6800 | 682 | | |
| | | 8200 | 822 | | |

REV. 12/15

Specifications are subject to change without notice. The device characteristics and parameters in this data sheet can and do vary in different applications and actual device performance may vary over time. Users should verify actual device performance in their specific applications.