



Chipsmall Limited consists of a professional team with an average of over 10 year of expertise in the distribution of electronic components. Based in Hongkong, we have already established firm and mutual-benefit business relationships with customers from,Europe,America and south Asia,supplying obsolete and hard-to-find components to meet their specific needs.

With the principle of “Quality Parts,Customers Priority,Honest Operation,and Considerate Service”,our business mainly focus on the distribution of electronic components. Line cards we deal with include Microchip,ALPS,ROHM,Xilinx,Pulse,ON,Everlight and Freescale. Main products comprise IC,Modules,Potentiometer,IC Socket,Relay,Connector.Our parts cover such applications as commercial,industrial, and automotives areas.

We are looking forward to setting up business relationship with you and hope to provide you with the best service and solution. Let us make a better world for our industry!



Contact us

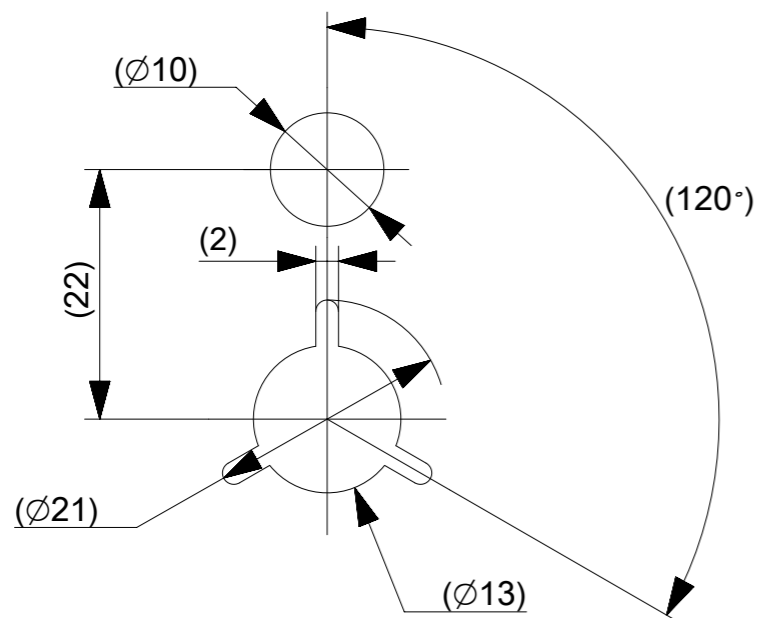
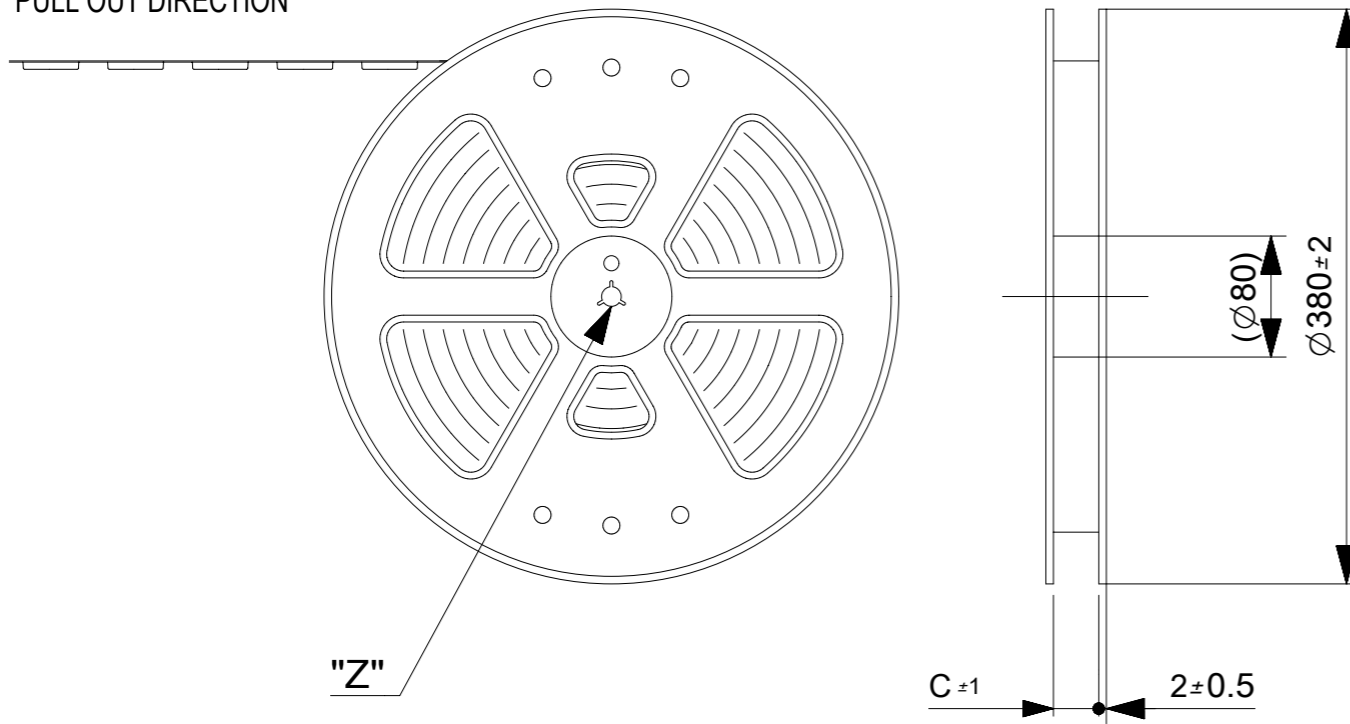
Tel: +86-755-8981 8866 Fax: +86-755-8427 6832

Email & Skype: info@chipsmall.com Web: www.chipsmall.com

Address: A1208, Overseas Decoration Building, #122 Zhenhua RD., Futian, Shenzhen, China



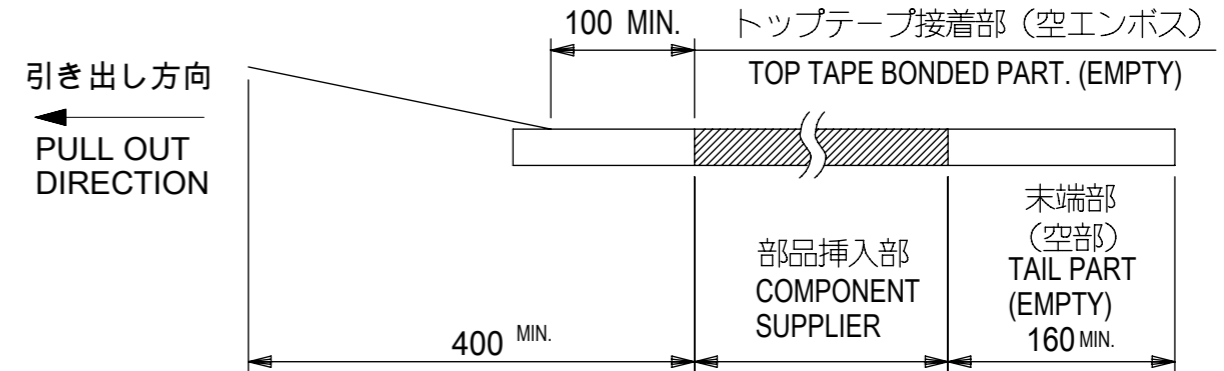
引き出し方向
PULL OUT DIRECTION



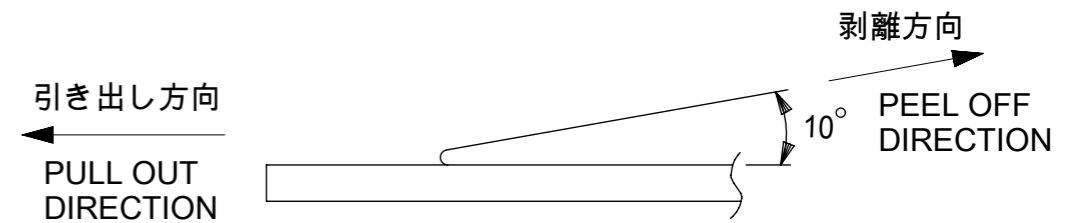
DETAIL "Z"

NOTES

- 製品詳細寸法は製品単体図面を参照して下さい。
FOR DETAIL OF CONNECTOR DIMENSIONS, PLEASE SEE THE DRAWING OF CONNECTOR ITSELF (NOT PACKAGED).
- 梱包数量 : 3000個 / リール
NUMBER OF CONNECTORS : 3000PCS/REEL
- リードテープ長さ LEAD TAPE LENGTH



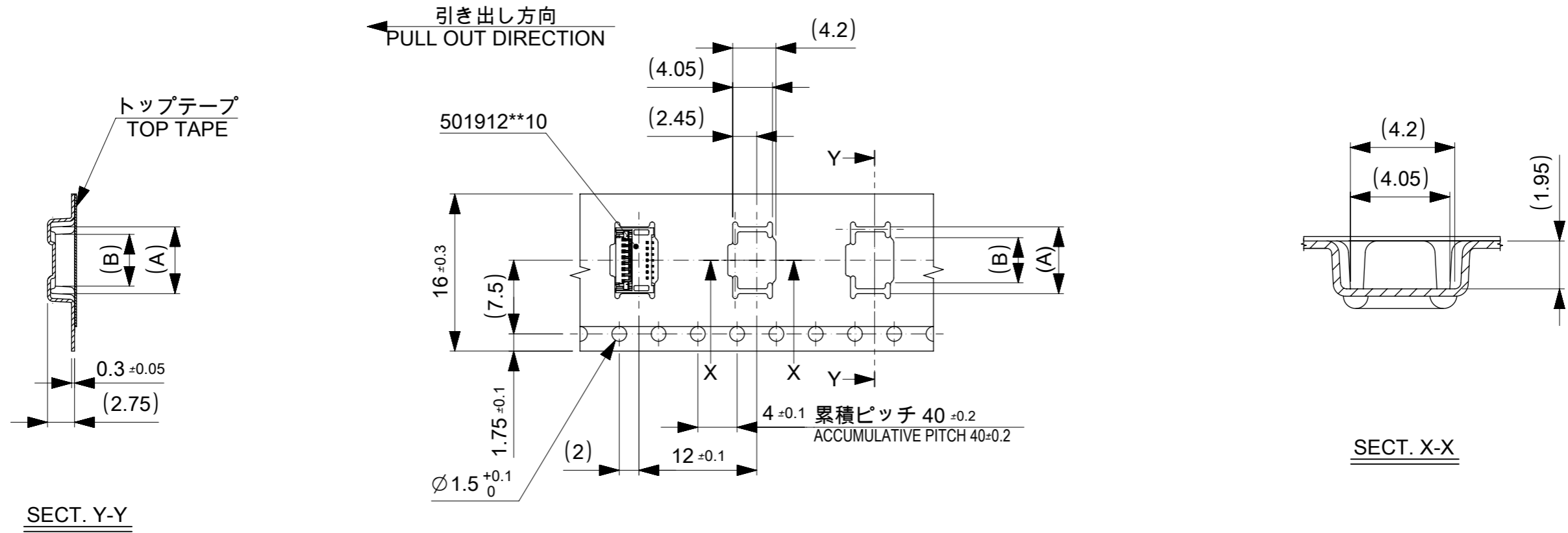
- トップテープの剥離強度 : 60±35gf (0.25N ~ 0.93N) (剥離方向は下図参照)
尚、本規格は出荷時に適用。(但し、輸送時に剥離が発生しないこと。)
PEELING OFF FORCE OF TOP TAPE : 60gf±35gf (0.25N ~ 0.93N)
(PEELING DIRECTION AS SHOWN IN FOLLOWING FIG.)
THIS REQUIREMENT SHOULD BE APPLIED AT SHIPMENT.
PEEL OFF SHOULD NOT BE ALLOWED , DURING TRANSPORTATION.



- 材料(MATERIAL)
キャリアテープ(CARRIER TAPE) : ポリスチレン(POLYSTYREN)
トップテープ(TOP TAPE) : PET, PE, PEF
リール(REEL) : ポリスチレン(PS) <リサイクル材を含む>
POLYSTYREN(PS) <RECYCLE MATERIAL CONTAINED>
- C寸法は SHEET 2~4を参照下さい。
SEE SHEET 2~4(DIMENSION C).
- ELV AND RoHS COMPLIANT.

501912**90 MODEL NO.

THIS DRAWING CONTAINS INFORMATION THAT IS PROPRIETARY TO MOLEX ELECTRONIC TECHNOLOGIES, LLC AND SHOULD NOT BE USED WITHOUT WRITTEN PERMISSION										
RELEASED	EC NO. 101883	DRWN: SHIRATA	CHK'D: HIJIMA	APPR: YNOGAWA	2015/11/24	2016/01/05	2016/01/05	GENERAL TOLERANCES (UNLESS SPECIFIED)		
	4 PLACES		± 0.2		ANGULAR TOL ± 3.0 °		DIMENSION UNITS		SCALE	
	3 PLACES		± 0.2		DRWN BY		DATE		MM	NTS
	2 PLACES		± 0.2		SHIRATA		2015/11/24		PRODUCT CUSTOMER DRAWING	
	1 PLACE		± 0.2		CHK'D BY		DATE		EMBSTP PKG FOR 0.3 FPC CONN (HGT=1.8MM) GOLD PLATING	
0 PLACES		± 0.2		HIJIMA		2016/01/05		PRODUCT CUSTOMER DRAWING		
DRAFT WHERE APPLICABLE MUST REMAIN WITHIN DIMENSIONS		DRAWING SIZE		THIRD ANGLE PROJECTION		APPR BY		DATE		
A		A3		YNOGAWA		2016/01/05		SERIES		
REV		A3		DRAWING SIZE		THIRD ANGLE PROJECTION		MATERIAL NUMBER		
A		A3		A3		A3		501912		
A		A3		A3		A3		SEE TABLE		
A		A3		A3		A3		CUSTOMER		
A		A3		A3		A3		DOCUMENT NUMBER		
A		A3		A3		A3		5019120000		
A		A3		A3		A3		DOC TYPE		
A		A3		A3		A3		PSD		
A		A3		A3		A3		DOC PART		
A		A3		A3		A3		000		
A		A3		A3		A3		SHEET NUMBER		
A		A3		A3		A3		1 OF 4		

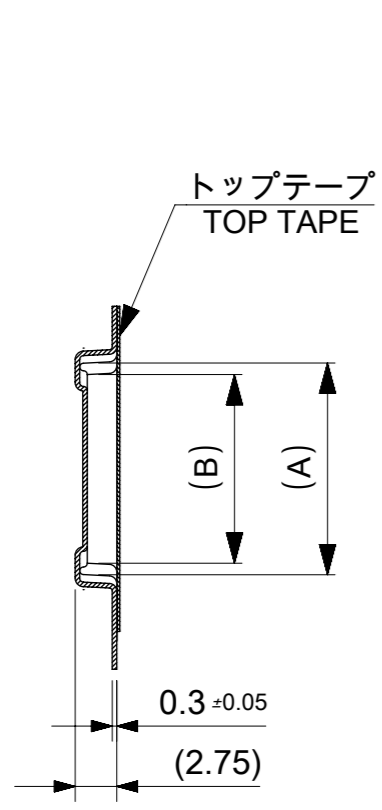


16mm幅キャリアテープ
16mm WIDTH CARRIER TAPE

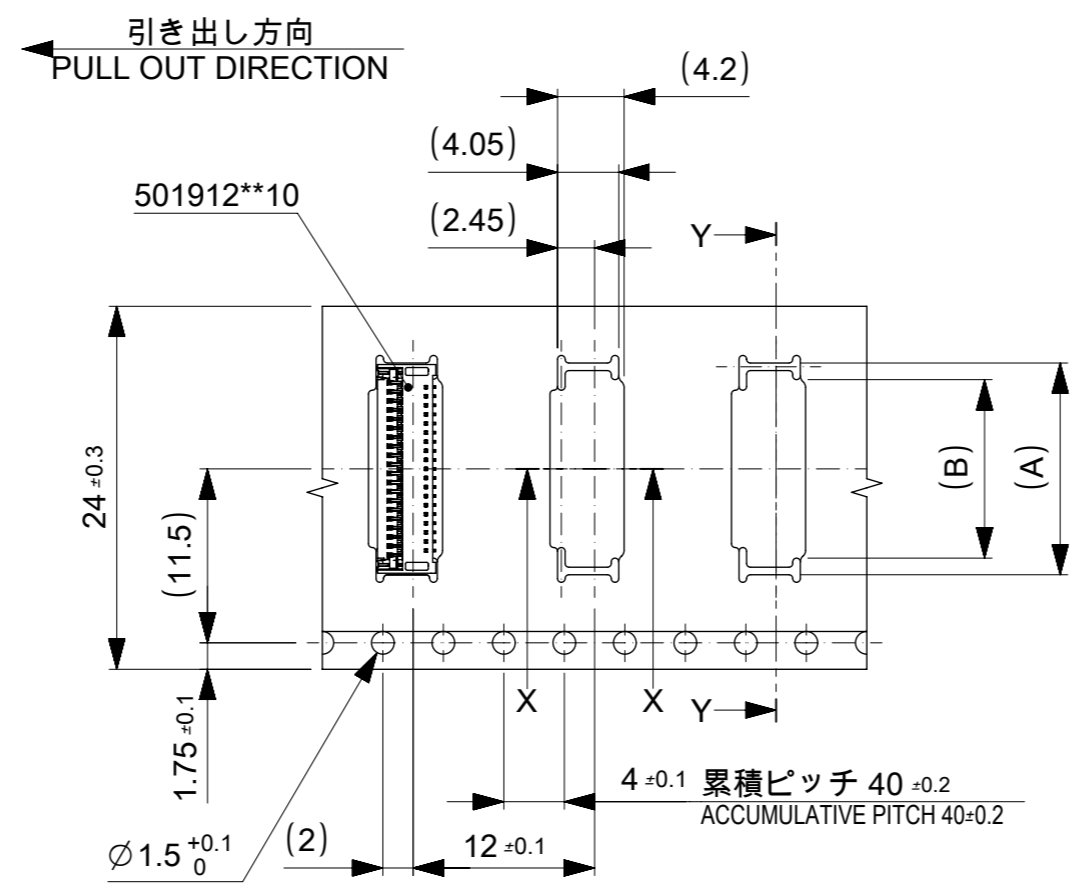
16	17.5	4.6	6.8	5019121590	15
キャリアテープ幅 CARRIER TAPE WIDTH	C	(B)	(A)	オーダー番号 ORDER NO.	極数 Ckt
501912**90				MODEL NO.	

THIS DRAWING CONTAINS INFORMATION THAT IS PROPRIETARY TO MOLEX ELECTRONIC TECHNOLOGIES, LLC AND SHOULD NOT BE USED WITHOUT WRITTEN PERMISSION

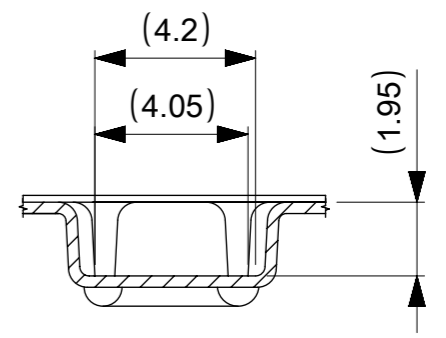
EC NO: 101883 DRWN: SHIRATA CHK'D: HIJIMA APPR: YNOGAWA	2015/11/24 2016/01/05 2016/01/05	GENERAL TOLERANCES (UNLESS SPECIFIED) ANGULAR TOL ± 3.0 ° 4 PLACES ± 0.2 3 PLACES ± 0.2 2 PLACES ± 0.2 1 PLACE ± 0.2 0 PLACES ± 0.2	DIMENSION UNITS: MM SCALE: NTS	<p>EMBSTP PKG FOR 0.3 FPC CONN (HGT=1.8MM) GOLD PLATING</p> <p>PRODUCT CUSTOMER DRAWING</p>	
	DRWN BY: SHIRATA CHK'D BY: HIJIMA APPR BY: YNOGAWA	DATE: 2015/11/24 DATE: 2016/01/05 DATE: 2016/01/05	DRAFT WHERE APPLICABLE MUST REMAIN WITHIN DIMENSIONS		DRAWING SIZE: A3 THIRD ANGLE PROJECTION
	SERIES: 501912	MATERIAL NUMBER: SEE TABLE	CUSTOMER:		DOCUMENT NUMBER: 5019120000 DOC TYPE: PSD DOC PART: 000 SHEET NUMBER: 2 OF 4



SECT. Y-Y



24mm幅キャリアテープ
24mm WIDTH CARRIER TAPE

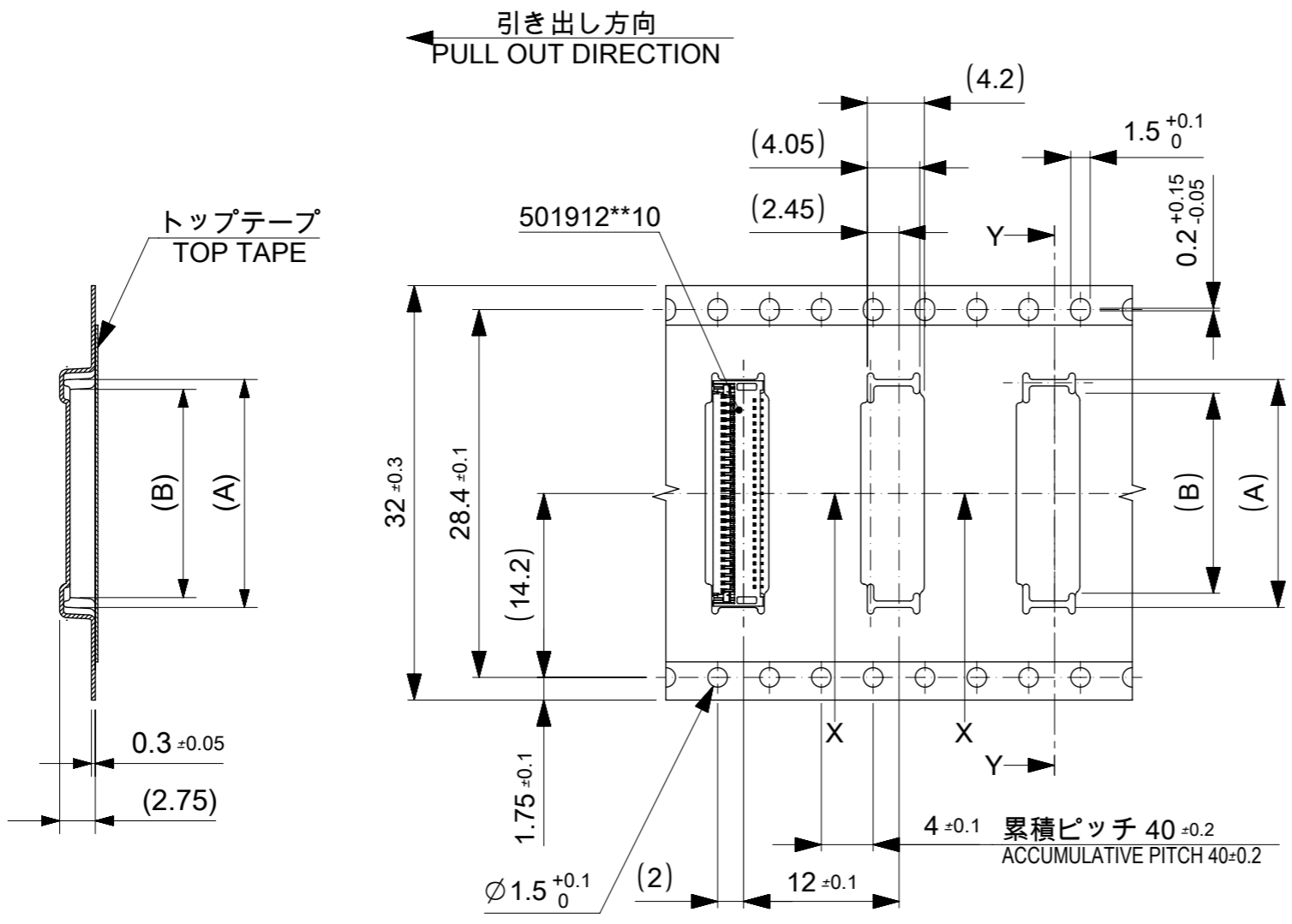


SECT. X-X

24	25.5	12.4	14.6	5019124190	41	
		11.8	14.0	5019123990	39	
		11.2	13.4	5019123790	37	
		10.6	12.8	5019123590	35	
		10.0	12.2	5019123390	33	
		8.2	10.4	5019122790	27	
		7.6	9.8	5019122590	25	
		7.0	9.2	5019122390	23	
		6.4	8.6	5019122190	21	
キャリアテープ幅 CARRIER TAPE WIDTH		C	(B)	(A)	オーダー番号 ORDER NO.	極数 Ckt
501912**90				MODEL NO.		

THIS DRAWING CONTAINS INFORMATION THAT IS PROPRIETARY TO MOLEX ELECTRONIC TECHNOLOGIES, LLC AND SHOULD NOT BE USED WITHOUT WRITTEN PERMISSION

EC NO: 101883 DRWN: SHIRATA CHK'D: HIJIMA APPR: YNOGAWA REV: A	2015/11/24	GENERAL TOLERANCES (UNLESS SPECIFIED)		DIMENSION UNITS	SCALE					
	2016/01/05	ANGULAR TOL ± 3.0 °		MM	NTS					
	RELEASED SHIRATA HIJIMA YNOGAWA	4 PLACES	± 0.2	DRWN BY	DATE	EMBSTP PKG FOR 0.3 FPC CONN (HGT=1.8MM) GOLD PLATING				
		3 PLACES	± 0.2	SHIRATA	2015/11/24					
		2 PLACES	± 0.2	CHK'D BY	DATE					
		1 PLACE	± 0.2	HIJIMA	2016/01/05					
	0 PLACES	± 0.2	APPR BY	DATE	PRODUCT CUSTOMER DRAWING					
			YNOGAWA	2016/01/05	SERIES	MATERIAL NUMBER	CUSTOMER			
	DRAFT WHERE APPLICABLE MUST REMAIN WITHIN DIMENSIONS		DRAWING SIZE	THIRD ANGLE PROJECTION	501912	SEE TABLE				
	A	REV	A3		DOCUMENT NUMBER	DOC TYPE	DOC PART	SHEET NUMBER		
				5019120000	PSD	000	3 OF 4			



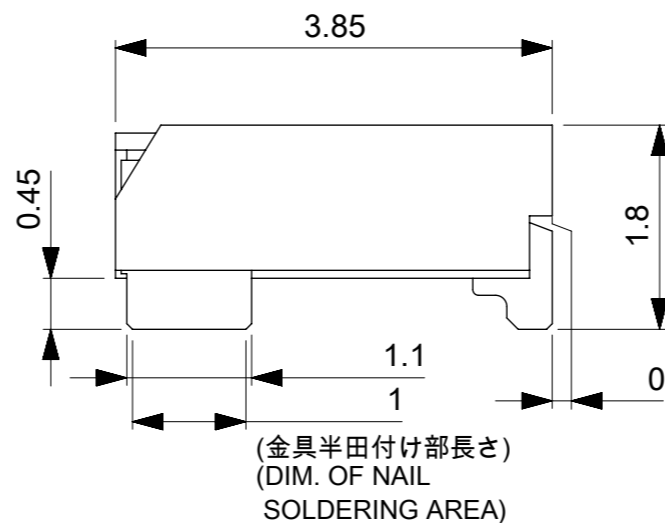
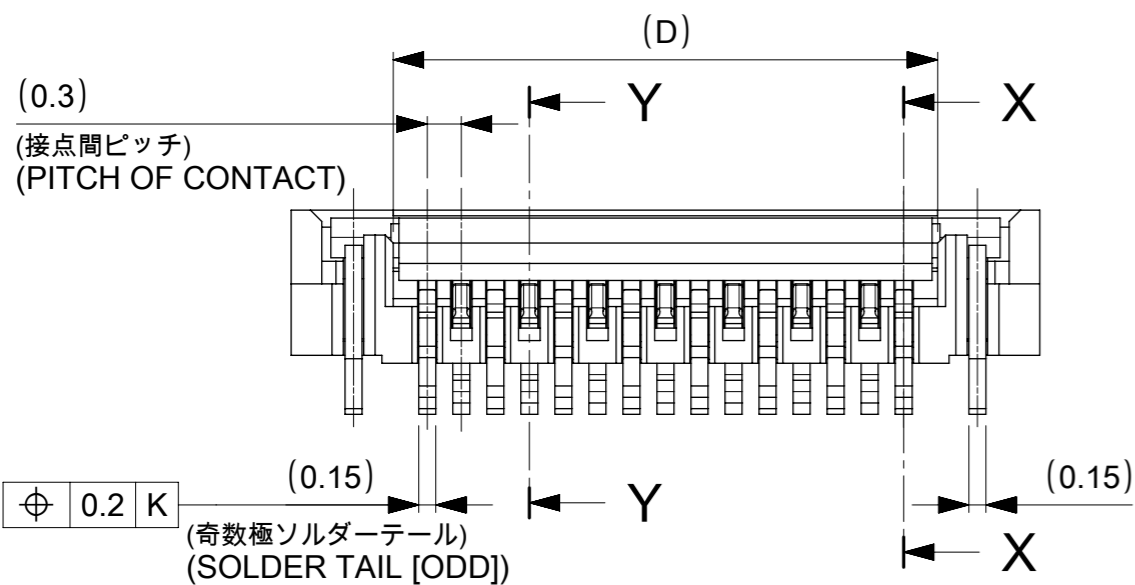
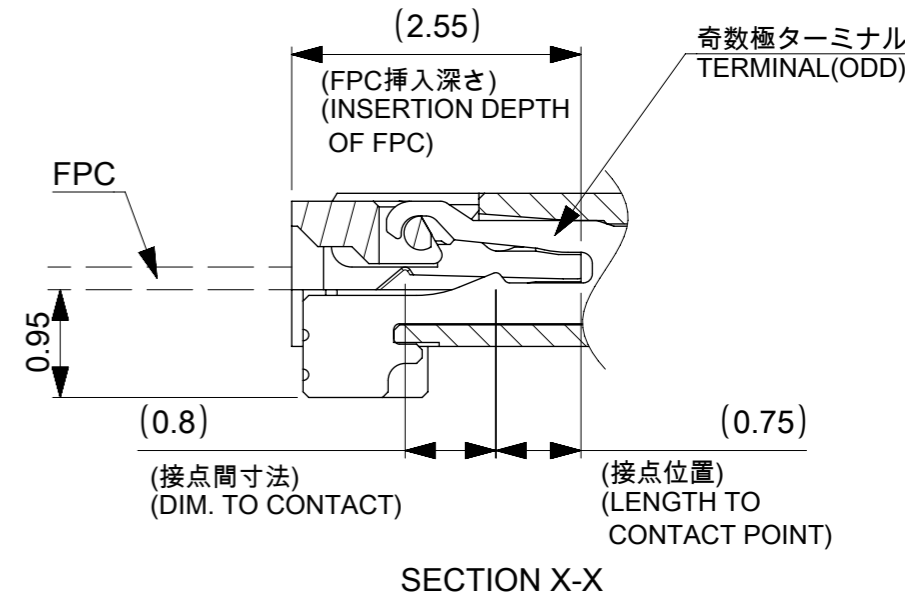
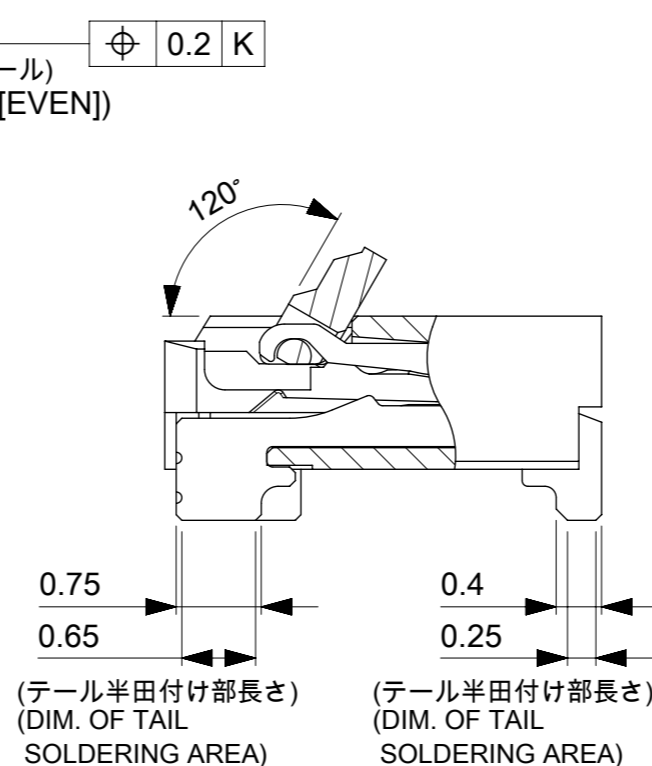
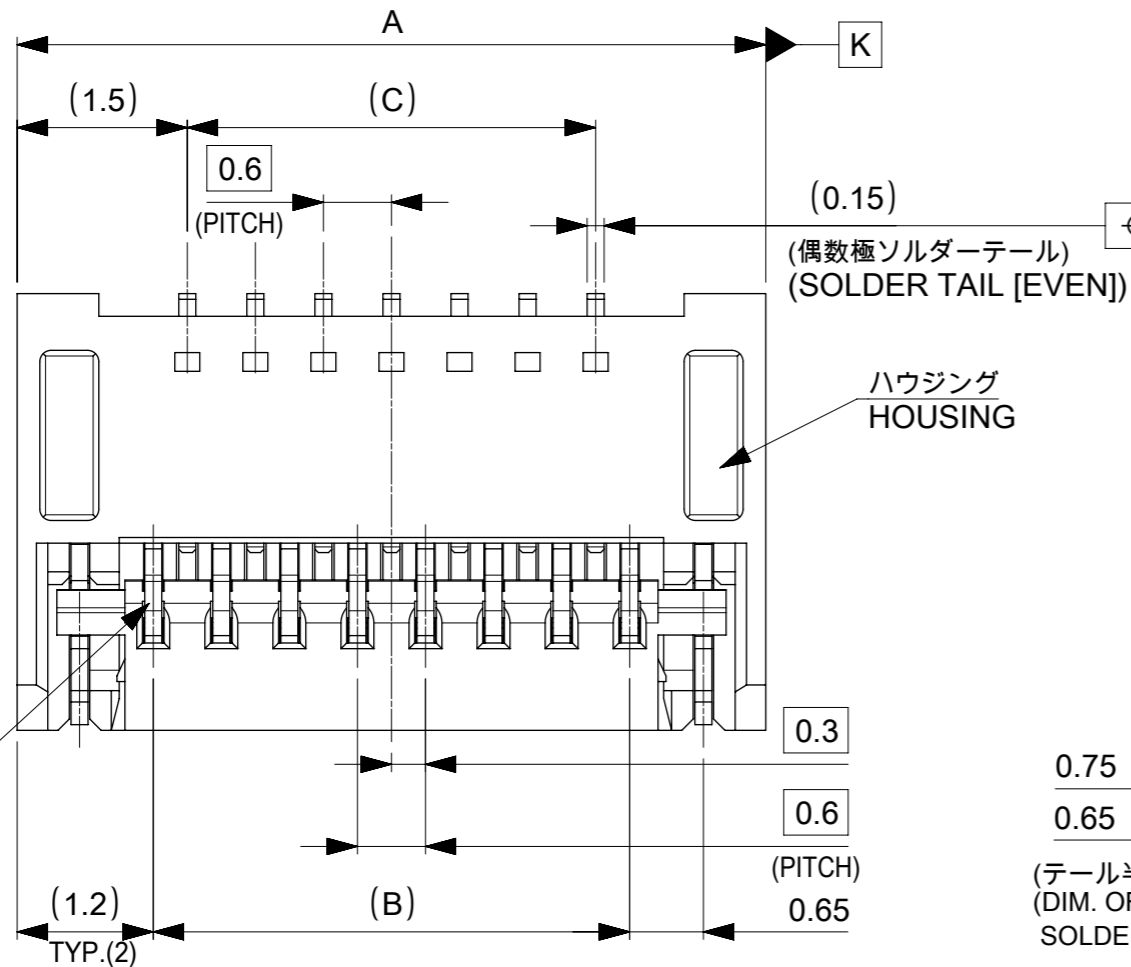
32mm幅キャリアテープ
32mm WIDTH CARRIER TAPE

32	33.5	15.4	17.6	5019125190	51
		14.2	16.4	5019124790	47
		13.6	15.8	5019124590	45
キャリアテープ幅 CARRIER TAPE WIDTH	C	(B)	(A)	オーダー番号 ORDER NO.	極数 Ckt
501912**90				MODEL NO.	

THIS DRAWING CONTAINS INFORMATION THAT IS PROPRIETARY TO MOLEX ELECTRONIC TECHNOLOGIES, LLC AND SHOULD NOT BE USED WITHOUT WRITTEN PERMISSION

EC NO: 101883 DRWN: SHIRATA CHK'D: HIJIMA APPR: YNOGAWA REV: A	2015/11/24 2016/01/05 2016/01/05	GENERAL TOLERANCES (UNLESS SPECIFIED) ANGULAR TOL ± 3.0 ° 4 PLACES ± 0.2 3 PLACES ± 0.2 2 PLACES ± 0.2 1 PLACE ± 0.2 0 PLACES ± 0.2 DRAFT WHERE APPLICABLE MUST REMAIN WITHIN DIMENSIONS	DIMENSION UNITS: MM SCALE: NTS DRWN BY: SHIRATA DATE: 2015/11/24 CHK'D BY: HIJIMA DATE: 2016/01/05 APPR BY: YNOGAWA DATE: 2016/01/05 DRAWING SIZE: A3 THIRD ANGLE PROJECTION	molex EMBSTP PKG FOR 0.3 FPC CONN (HGT=1.8MM) GOLD PLATING PRODUCT CUSTOMER DRAWING SERIES: 501912 MATERIAL NUMBER: SEE TABLE CUSTOMER: SEE TABLE DOCUMENT NUMBER: 5019120000 DOC TYPE: PSD DOC PART: 000 SHEET NUMBER: 4 OF 4
--	--	---	---	--

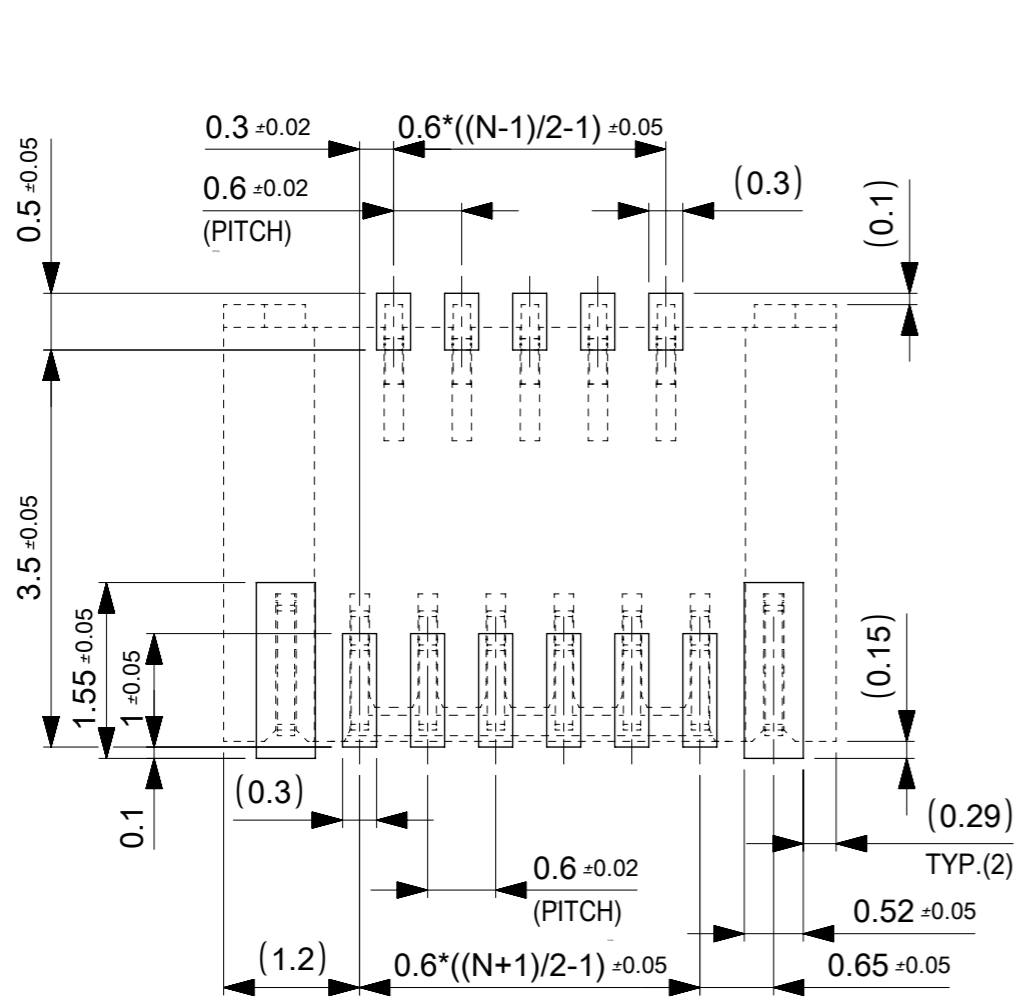
回路番号1
CIRCUIT No.1



15.6	14.4	15.0	17.4	5019125190	5019125110	51
14.4	13.2	13.8	16.2	5019124790	5019124710	47
13.8	12.6	13.2	15.6	5019124590	5019124510	45
12.6	11.4	12.0	14.4	5019124190	5019124110	41
12.0	10.8	11.4	13.8	5019123990	5019123910	39
11.4	10.2	10.8	13.2	5019123790	5019123710	37
10.8	9.6	10.2	12.6	5019123590	5019123510	35
10.2	9.0	9.6	12.0	5019123390	5019123310	33
8.4	7.2	7.8	10.2	5019122790	5019122710	27
7.8	6.6	7.2	9.6	5019122590	5019122510	25
7.2	6.0	6.6	9.0	5019122390	5019122310	23
6.6	5.4	6.0	8.4	5019122190	5019122110	21
4.8	3.6	4.2	6.6	5019121590	5019121510	15
D	C	B	A	EMBOSSED TAPE PKG		MATERIAL No. CIRCUIT
				ORDER No.		
MODEL No. 501912**10						

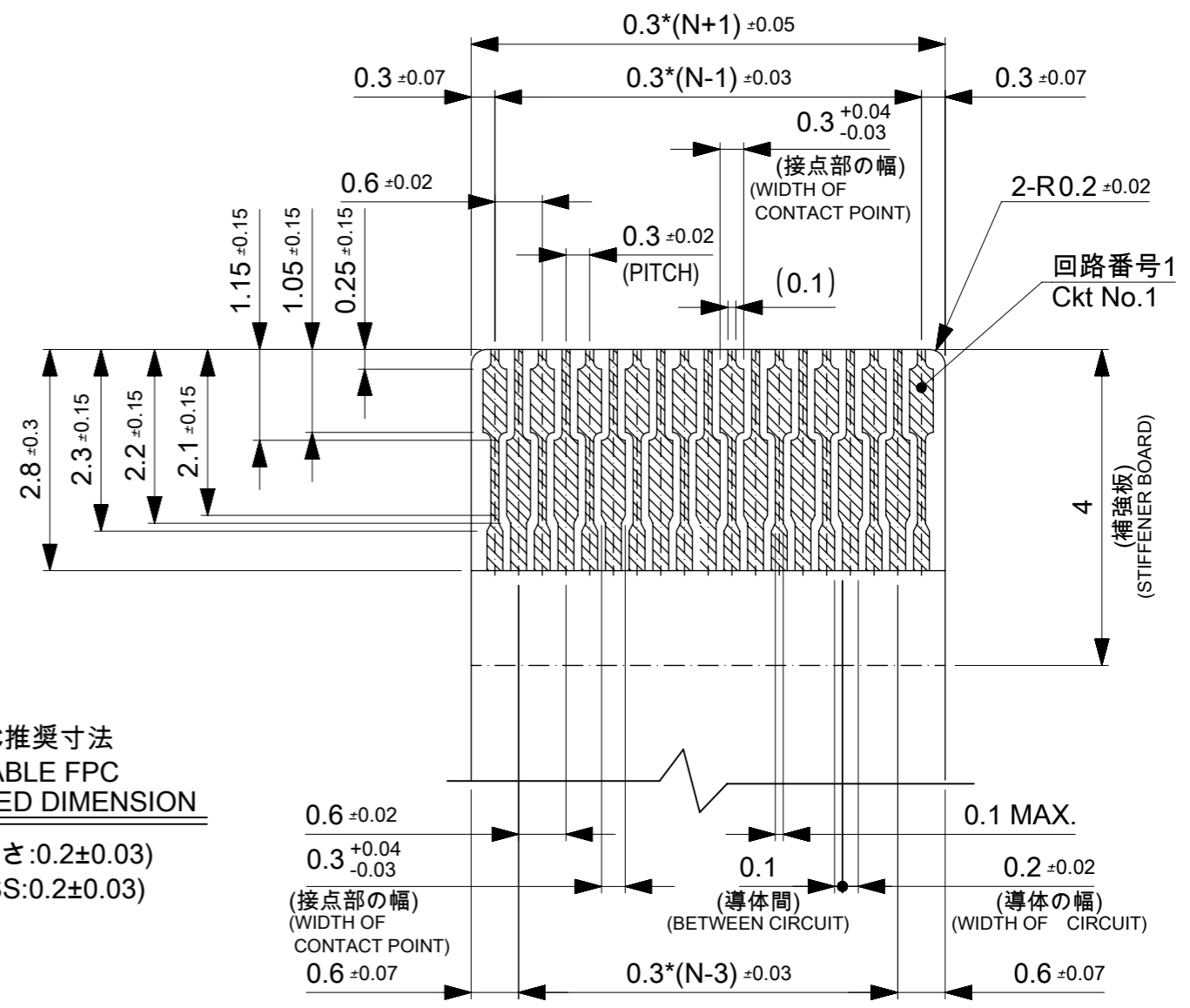
THIS DRAWING CONTAINS INFORMATION THAT IS PROPRIETARY TO MOLEX ELECTRONIC TECHNOLOGIES, LLC AND SHOULD NOT BE USED WITHOUT WRITTEN PERMISSION

EC NO: 101883 DRWN: SHIRATA CHK'D: HIJIMA APPR: YNOGAWA	2015/11/24 2016/01/05 2016/01/05	GENERAL TOLERANCES (UNLESS SPECIFIED) ANGULAR TOL ± 3.0 ° 4 PLACES ± 0.2 3 PLACES ± 0.2 2 PLACES ± 0.2 1 PLACE ± 0.2 0 PLACES ± 0.2	DIMENSION UNITS: MM SCALE: 15:1		
	DRWN BY: SHIRATA CHK'D BY: HIJIMA APPR BY: YNOGAWA	DATE: 2015/11/24 DATE: 2016/01/05 DATE: 2016/01/05	DRAFT WHERE APPLICABLE MUST REMAIN WITHIN DIMENSIONS		DRAWING SIZE: A3 THIRD ANGLE PROJECTION
	PRODUCT CUSTOMER DRAWING				SERIES: 501912 MATERIAL NUMBER: SEE TABLE CUSTOMER:
	DOCUMENT NUMBER: 5019121000		DOC TYPE: PSD DOC PART: 000 SHEET NUMBER: 1 OF 2		HSG ASSY (HGT=1.8MM) GOLD PLATING



参考基板レイアウト図
(マウント面)
(MOUNTING SIDE)

適合FPC推奨寸法
APPLICABLE FPC
RECOMMENDED DIMENSION
(仕上がり厚さ:0.2±0.03)
(THICKNESS:0.2±0.03)



注記 NOTES

- 使用材料 MATERIAL
 - ハウジング :耐熱性樹脂 ガラス充填 UL94V-0
 - HOUSING :HEAT RESISTANCE POLYMER(GLASS FILLED) UL94V-0
 - アクチュエータ :耐熱性樹脂 ガラス充填 UL94V-0
 - ACTUATOR :HEAT RESISTANCE POLYMER(GLASS FILLED) UL94V-0
 - ターミナル :銅合金(t=0.15)、ニッケル下地金メッキ
 - TERMINAL :COPPER ALLOY(t=0.15),GOLD OVER NICKEL PLATING.
 - 金具 :銅合金(t=0.15)、ニッケル下地スズメッキ
 - FITTING NAIL :COPPER ALLOY(t=0.15),TIN OVER NICKEL PLATING.
- ハウジングに黒点がある場合がありますが、問題はありません。
- ソルダーテール半田付け面、及び金具半田付け面の平坦度 : 0.1mm MAXIMUM.
COPLANARITY OF SOLDER TAILS AND FITTING NAILS TO BE 0.1mm MAXIMUM.
- ELV AND RoHS COMPLIANT.

FPCについて:

打抜き方向は導体側から補強板側を推奨致します。
導体部については軟銅箔35マイクロメートルまたは50マイクロメートルを推奨致します。
補強フィルム材質はポリイミドを推奨致します。
接着剤は熱硬化接着剤を推奨致します。

ABOUT FPC

RECOMMENDED PUNCHER DIRECTION : FROM CONDUCTOR SIDE TO STIFFENER FILM SIDE.
RECOMMENDED CONDUCTOR SPEC :
THICKNESS OF SOFT COPPER FOIL : 35 MICROMETER OR 50 MICROMETER.
RECOMMENDED MATERIAL :
STIFFENER FILM : POLYIMIDE
BONDING AGENT : THERMOSETTING BONDING AGENT.

THIS DRAWING CONTAINS INFORMATION THAT IS PROPRIETARY TO MOLEX ELECTRONIC TECHNOLOGIES, LLC AND SHOULD NOT BE USED WITHOUT WRITTEN PERMISSION

RELEASED	2015/11/24	GENERAL TOLERANCES (UNLESS SPECIFIED)	DIMENSION UNITS	SCALE		
	2016/01/05		MM	15:1		
	2016/01/05		DRWN BY	DATE		
	SHIRATA		2015/11/24			
EC NO: 101883	SHIRATA	HIIJIMA	YNOGAWA	ANGULAR TOL ± 3.0 °	0.3 FPC CONN E/O HSG ASSY (HGT=1.8MM) GOLD PLATING	
				4 PLACES ± 0.2		
				3 PLACES ± 0.2		
				2 PLACES ± 0.2		
A	REV	SHIRATA	HIIJIMA	1 PLACE ± 0.2	PRODUCT CUSTOMER DRAWING	
				3 PLACES ± 0.2		
				2 PLACES ± 0.2		
				1 PLACE ± 0.2		
A	REV	SHIRATA	HIIJIMA	0 PLACES ± 0.2	SERIES: 501912 MATERIAL NUMBER: SEE TABLE CUSTOMER:	
				DRIFT WHERE APPLICABLE MUST REMAIN WITHIN DIMENSIONS		
				DRAWING SIZE: A3		THIRD ANGLE PROJECTION
				DOCUMENT NUMBER: 5019121000		DOC TYPE: PSD