



Chipsmall Limited consists of a professional team with an average of over 10 year of expertise in the distribution of electronic components. Based in Hongkong, we have already established firm and mutual-benefit business relationships with customers from,Europe,America and south Asia,supplying obsolete and hard-to-find components to meet their specific needs.

With the principle of “Quality Parts,Customers Priority,Honest Operation,and Considerate Service”,our business mainly focus on the distribution of electronic components. Line cards we deal with include Microchip,ALPS,ROHM,Xilinx,Pulse,ON,Everlight and Freescale. Main products comprise IC,Modules,Potentiometer,IC Socket,Relay,Connector.Our parts cover such applications as commercial,industrial, and automotives areas.

We are looking forward to setting up business relationship with you and hope to provide you with the best service and solution. Let us make a better world for our industry!



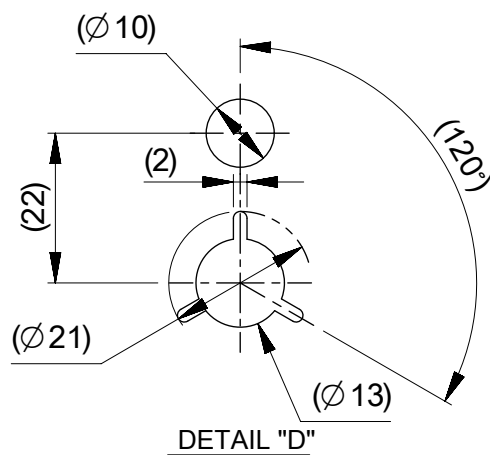
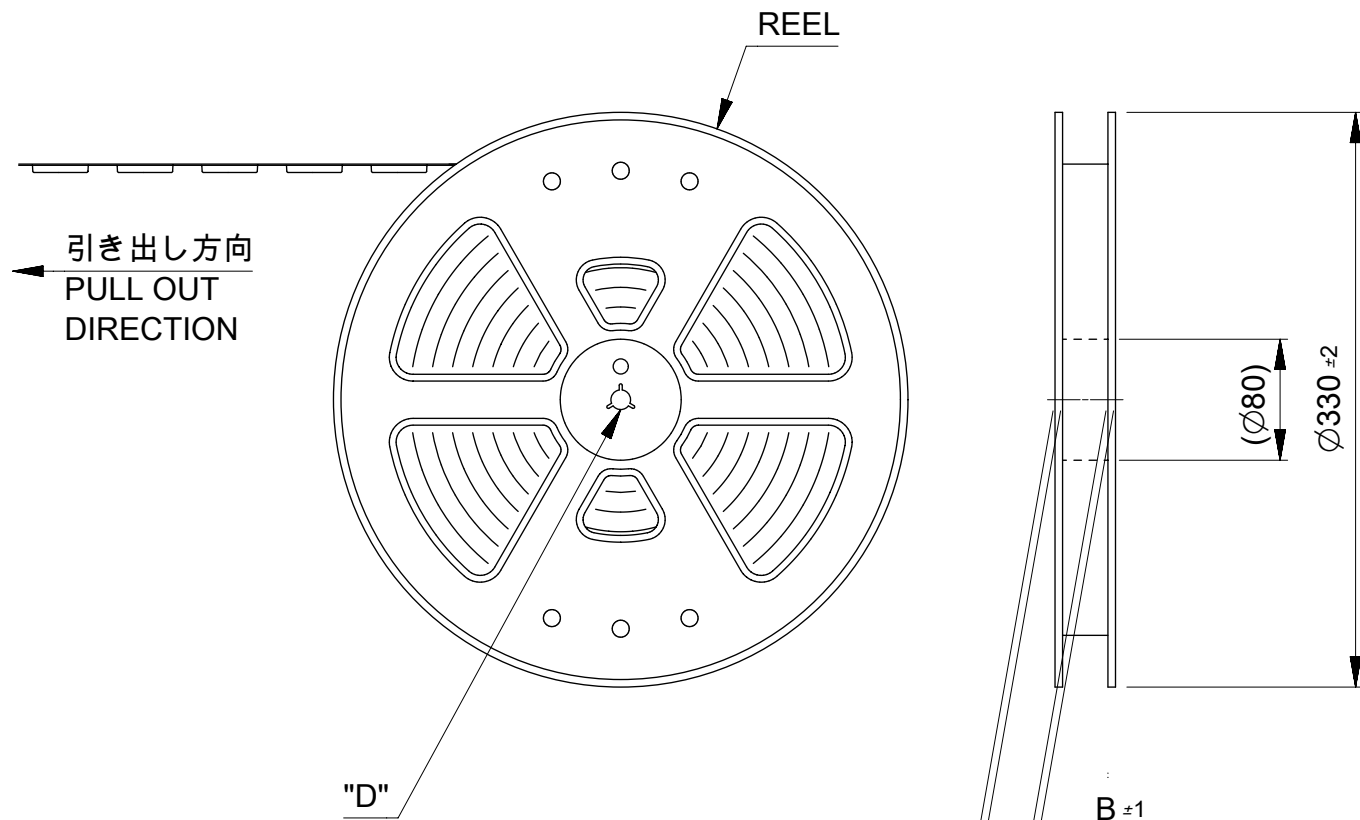
## Contact us

Tel: +86-755-8981 8866 Fax: +86-755-8427 6832

Email & Skype: info@chipsmall.com Web: www.chipsmall.com

Address: A1208, Overseas Decoration Building, #122 Zhenhua RD., Futian, Shenzhen, China



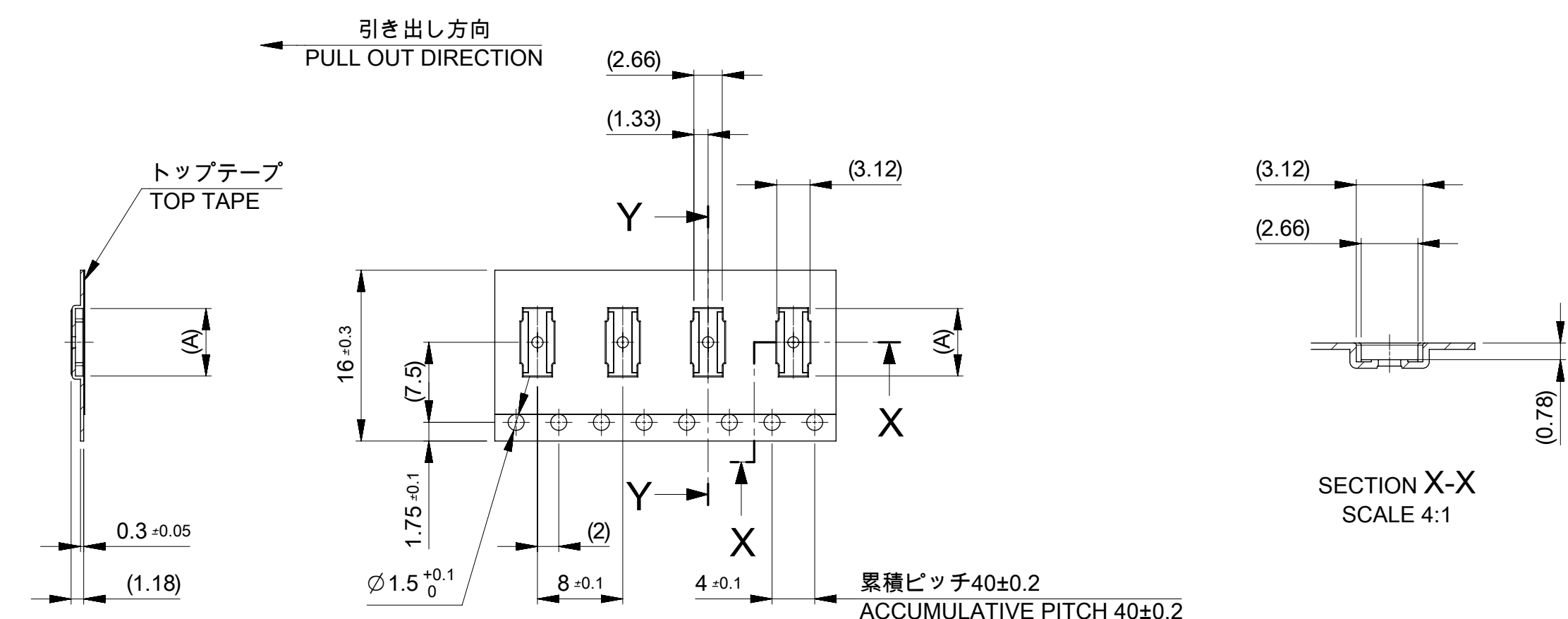


注記 NOTES

- 製品詳細寸法については製品単体図面を参照下さい。  
RE DETAILED DIMENSION, SEE PRODUCT DRAWING.
- 梱包数量 : 3000個/リール  
NUMBER OF CONNECTORS : 3000PCS/REEL
- リードテープ長さ  
LEAD TAPE LENGTH
- カバーテープの剥離強度については、IEC60286-3に準拠  
COVER TAPE PEEL FORCE IS DEFINED BY IEC60286-3.
- 材料 MATERIAL  
 キャリアテープ ( CARRIER TAPE ) : ポリスチレン ( POLYSTYRENE )  
 トップテープ ( TOP TAPE ) : PET,OTHER  
 リール ( REEL ) : ポリスチレン ( PS ) <リサイクル材を含む >  
 POLYSTYRENE ( PS ) < RECYCLE MATERIAL CONTAINED >
- 1リール/3000個内において、欠品はなきこと  
THERE SHALL BE NO MISSING PRODUCT.
- ELV及びRoHS適合品  
ELV AND RoHS COMPLIANT.

MODEL No. 503304-\*\*40

THIS DRAWING CONTAINS INFORMATION THAT IS PROPRIETARY TO MOLEX ELECTRONIC TECHNOLOGIES, LLC AND SHOULD NOT BE USED WITHOUT WRITTEN PERMISSION									
EC NO: 108474 DRWN: JFURUKAWA CHK'D: TASAKAWA REVISION: 5 DATE: 2015/12/14	2016/02/01 2016/10/24 2016/10/25	GENERAL TOLERANCES (UNLESS SPECIFIED)		DIMENSION UNITS	SCALE				
		ANGULAR TOL $\pm 3.0^\circ$		MM	1:1				
		4 PLACES	$\pm 0.03$	DRWN BY	DATE	0.4 BB CONN. H=0.7 REC. ASSY EMBSTP PKG			
		3 PLACES	$\pm 0.03$	JFURUKAWA	2016/02/01				
		2 PLACES	$\pm 0.05$	CHK'D BY	DATE				
1 PLACE	$\pm 0.1$	TASAKAWA	2016/10/24	PRODUCT CUSTOMER DRAWING					
0 PLACES	$\pm 0.2$	APPR BY	DATE	SERIES	MATERIAL NUMBER	CUSTOMER			
DRAFT WHERE APPLICABLE MUST REMAIN WITHIN DIMENSIONS		TKUSUHARA01	2016/10/25	503304	SEE CHART	GENERAL			
A	REV	DRAWING SIZE		THIRD ANGLE PROJECTION	DOCUMENT NUMBER	DOC TYPE	DOC PART	SHEET NUMBER	
		A3			5033040000	PSD	000	1 OF 3	



SECTION Y-Y

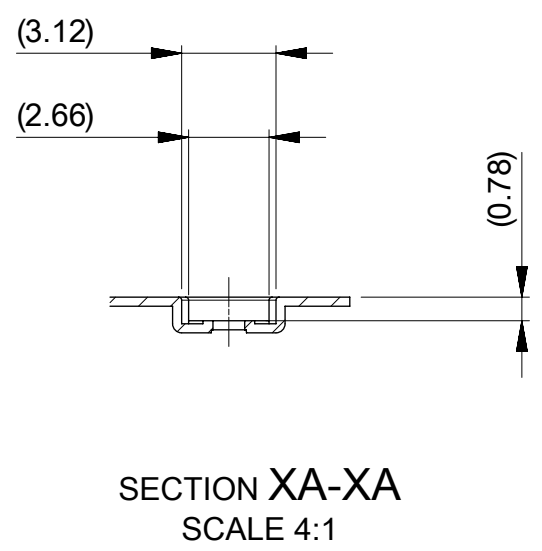
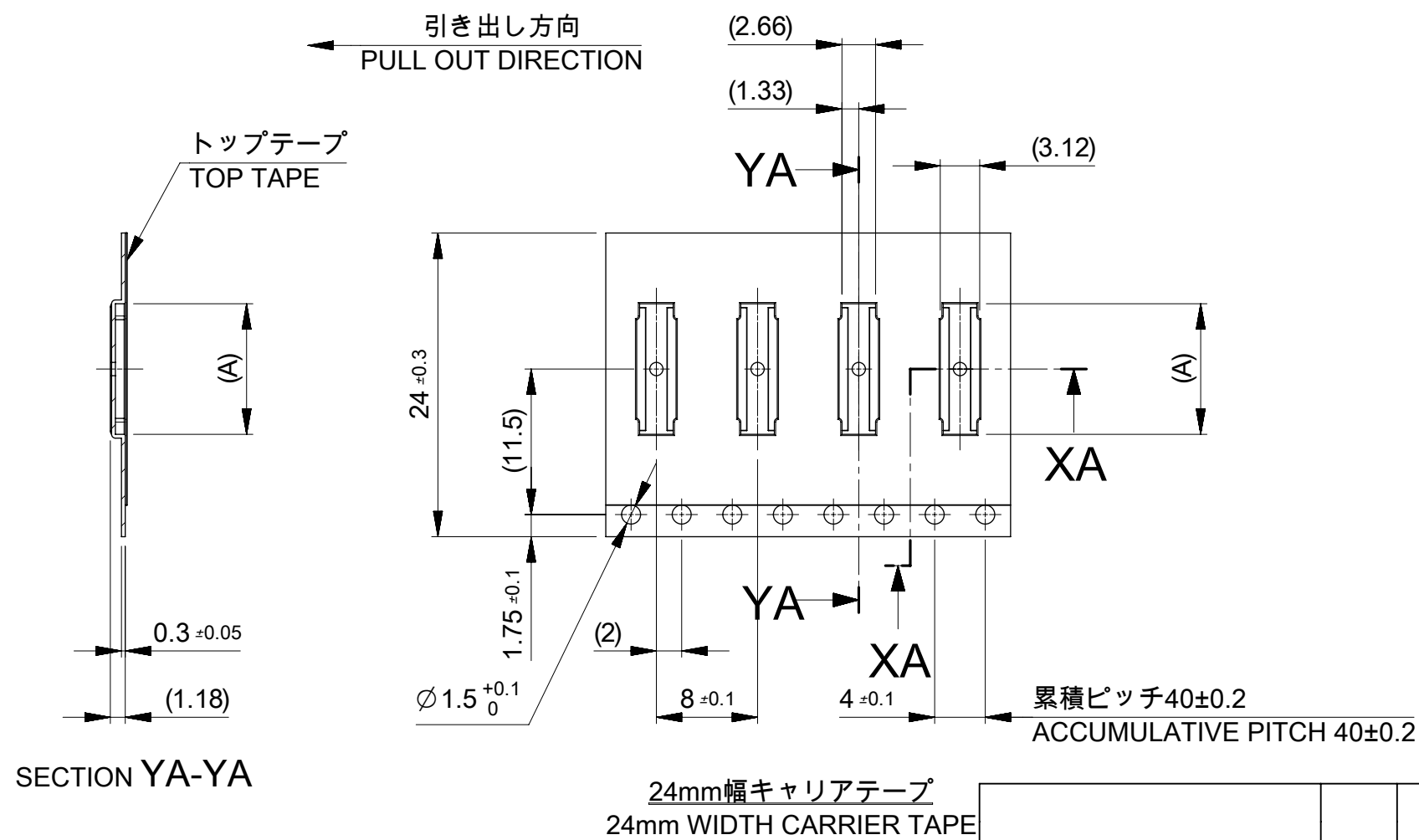
16mm幅キャリアテープ  
16mm WIDTH CARRIER TAPE

SECTION X-X  
SCALE 4:1

16	21.4	17.4	7.52	503304-2640	○	26
			7.12	503304-2440	○	24
			6.32	503304-2040	○	20
			5.92	503304-1840	○	18
			5.52	503304-1640	○	16
			4.72	503304-1240	○	12
キャリアテープ幅 CARRIER TAPE WIDTH	C	B	(A)	EMBOSSED PACKAGE	HIGH VOL. TOOL	極数 CKT.
				オーダー番号 ORDER No.	SAMPLE PREPARATION	
				MODEL No. 503304-**40		

THIS DRAWING CONTAINS INFORMATION THAT IS PROPRIETARY TO MOLEX ELECTRONIC TECHNOLOGIES, LLC AND SHOULD NOT BE USED WITHOUT WRITTEN PERMISSION

EC NO: 108474 DRWN: JFURUKAWA CHK'D: TASAKAWA APPR: TKUSUHARA01	2016/02/01	GENERAL TOLERANCES (UNLESS SPECIFIED) ANGULAR TOL ± 3.0 ° 4 PLACES ± 0.03 3 PLACES ± 0.03 2 PLACES ± 0.05 1 PLACE ± 0.1 0 PLACES ± 0.2 DRAFT WHERE APPLICABLE MUST REMAIN WITHIN DIMENSIONS	DIMENSION UNITS	SCALE			
	2016/10/24		MM	2:1			
	2016/10/25		DRWN BY	DATE		JFURUKAWA 2016/02/01	
			CHK'D BY	DATE		TASAKAWA 2016/10/24	
			APPR BY	DATE		TKUSUHARA01 2016/10/25	
A	REV	DRAWING SIZE	THIRD ANGLE PROJECTION	PRODUCT CUSTOMER DRAWING			
		A3		SERIES	MATERIAL NUMBER	CUSTOMER	
				503304	SEE CHART	GENERAL	
				DOCUMENT NUMBER	DOC TYPE	DOC PART	SHEET NUMBER
				5033040000	PSD	000	2 OF 3

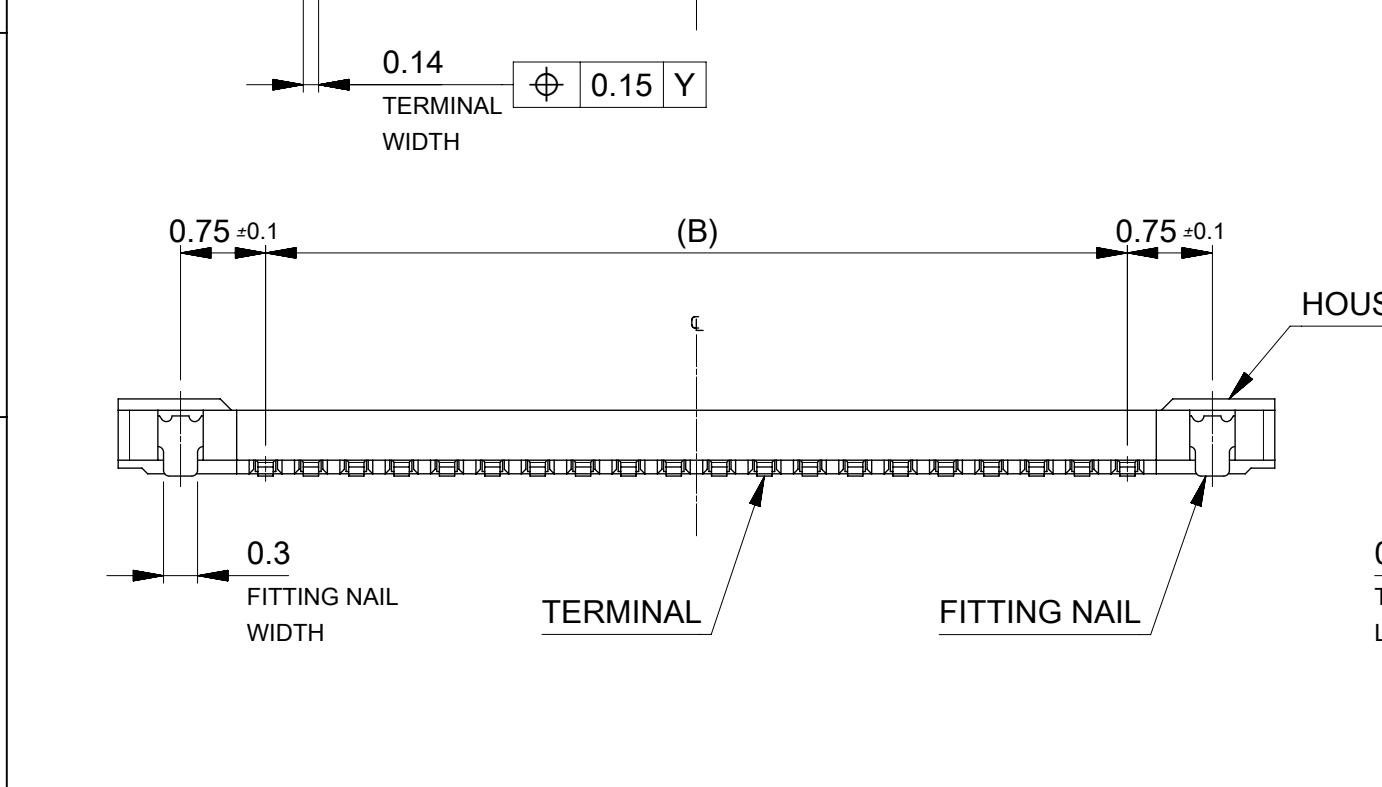
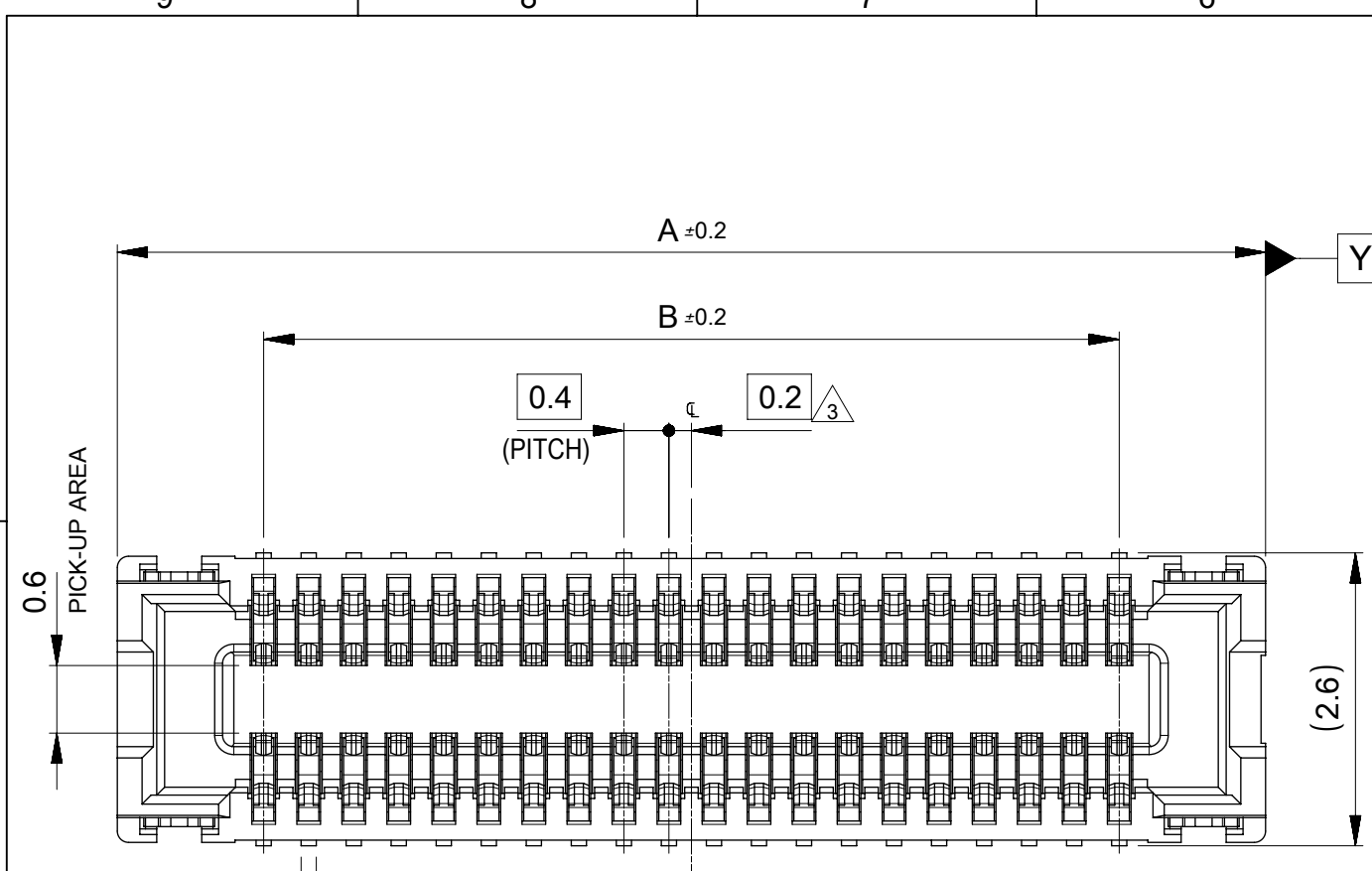


24	29.4	25.4	14.32	503304-6040	○	60
			12.32	503304-5040	○	50
			11.12	503304-4440	○	44
			10.72	503304-4240	○	42
			10.32	503304-4040	○	40
			8.32	503304-3040	○	30
キャリアテープ幅 CARRIER TAPE WIDTH	C	B	(A)	EMBOSSED PACKAGE	HIGH VOL. TOOL	極数 CKT.
				オーダー番号 ORDER No.	SAMPLE PREPARATION	
				MODEL No. 503304-**40		

THIS DRAWING CONTAINS INFORMATION THAT IS PROPRIETARY TO MOLEX ELECTRONIC TECHNOLOGIES, LLC AND SHOULD NOT BE USED WITHOUT WRITTEN PERMISSION

EC NO: 108474 DRWN: JFURUKAWA CHK'D: TASAKAWA APPR: TKUSUHARA01	2016/02/01	GENERAL TOLERANCES (UNLESS SPECIFIED) ANGULAR TOL ± 3.0 ° 4 PLACES ± 0.03 3 PLACES ± 0.03 2 PLACES ± 0.05 1 PLACE ± 0.1 0 PLACES ± 0.2 DRAFT WHERE APPLICABLE MUST REMAIN WITHIN DIMENSIONS	DIMENSION UNITS	SCALE				
	2016/10/24		MM	2:1				
	2016/10/25		DRWN BY	DATE		0.4 BB CONN. H=0.7 REC. ASSY EMBSTP PKG		
			JFURUKAWA	2016/02/01				
			CHK'D BY	DATE	PRODUCT CUSTOMER DRAWING			
			TASAKAWA	2016/10/24				
			APPR BY	DATE	SERIES	MATERIAL NUMBER	CUSTOMER	
			TKUSUHARA01	2016/10/25	503304	SEE CHART	GENERAL	
			DRAWING SIZE	THIRD ANGLE PROJECTION	DOCUMENT NUMBER	DOC TYPE	DOC PART	SHEET NUMBER
			A3		5033040000	PSD	000	3 OF 3





注記 NOTES

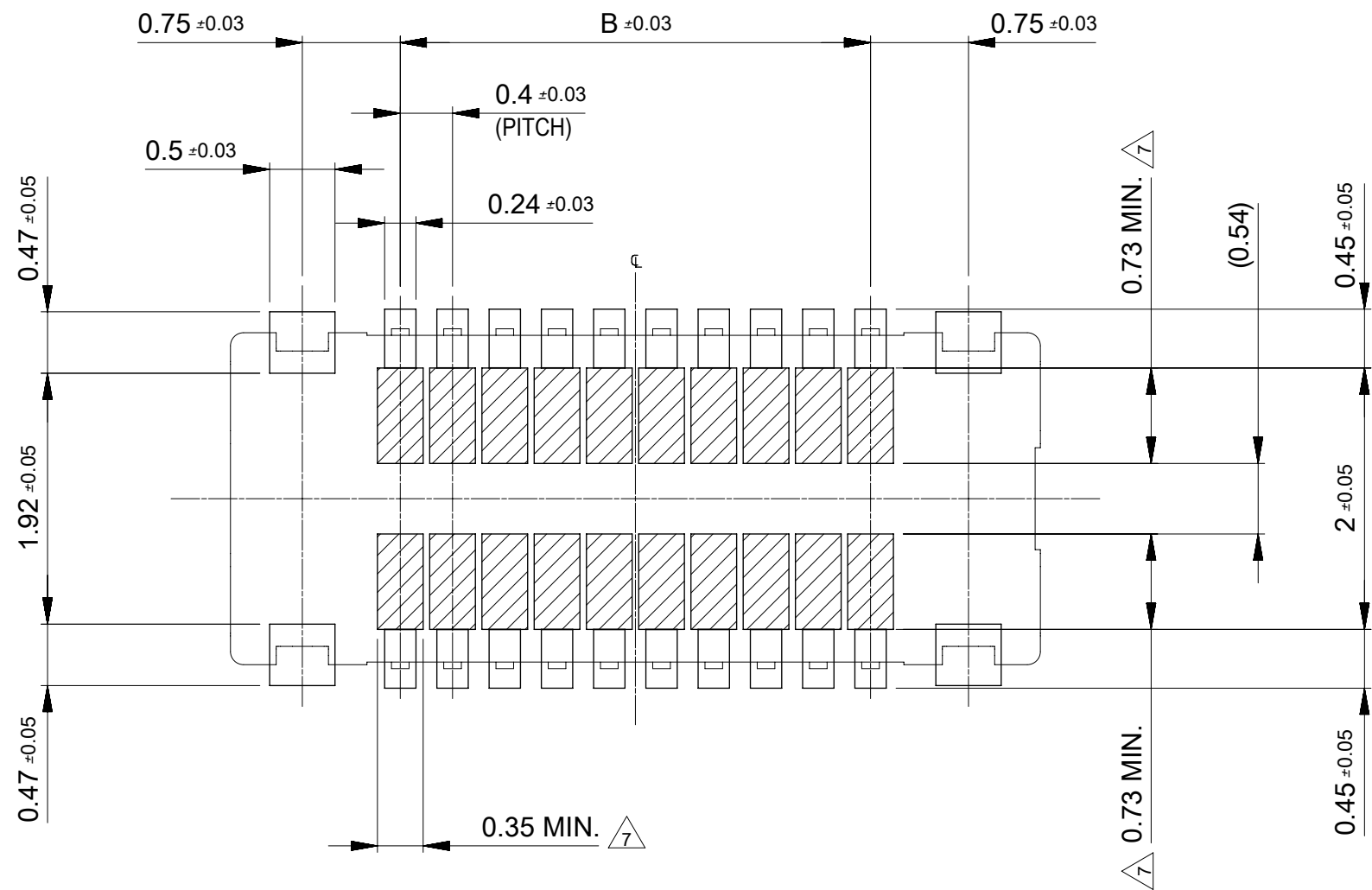
1. 使用材料 MATERIAL  
 ハウジング : 液晶ポリマー(LCP) UL94V-0(黒)  
 HOUSING : LIQUID CRYSTAL POLYMER, UL94V-0 (COLOR : BLACK)  
 ターミナル : 銅合金  
 TERMINAL : COPPER ALLOY  
 金具 : 銅合金  
 FITTING NAIL : COPPER ALLOY
  2. めっき仕様 PLATING  
 ターミナル TERMINAL  
 コンタクト部 : 金めっき 0.1マイクロメートル以上  
 CONTACT AREA : GOLD 0.1 MICROMETER MINIMUM.  
 テール部 : 金めっき  
 SOLDER TAIL AREA : GOLD  
 下地めっき : ニッケルめっき 1.0マイクロメートル以上  
 UNDER PLATING : NICKEL 1.0 MICROMETER MINIMUM.  
 ※コンタクト部とテール部は、ニッケルめっきによって分断されている金めっきです。  
 DIVIDE INTO PARTS THE GOLD PLATING OF THE CONTACT AND THE TAIL PART BY THE NICKEL PLATING.
- 金具 FITTING NAIL  
 錫めっき : 1.0マイクロメートル以上  
 TIN PLATING : 1.0 MICROMETER MINIMUM.  
 下地めっき : ニッケルめっき 1.0マイクロメートル以上  
 UNDER PLATING : NICKEL 1.0 MICROMETER MINIMUM.

3. (全極数/2)=偶数の場合に適用。  
 APPLY FOR (CIRCUIT/2)=EVEN.
  4. 嵌合相手 : 503308シリーズ  
 MATE WITH : 503308 SERIES.
  5. テール平坦度は、0.08以下。  
 テール及び金具の平坦度は、0.1以下。  
 TAIL COPLANARITY TO BE 0.08 MAXIMUM.  
 TAIL AND FITTING NAIL COPLANARITY TO BE 0.1 MAXIMUM.
  6. ELV AND RoHS COMPLIANT.
- △ パターン及び半田禁止エリア  
 (当該箇所においては、これと接する回路以外の配線を禁止する。また、接する回路を配線する場合はレジストを施し、この部分に半田は無きこととする。)  
 PROHIBITED AREA OF PATTERN WIRING AND SOLDER.  
 (FOR EACH AREA, THE WIRING THAT TOUCHES ON THE SOLDER CAN BE ATTACHED. THEN COVERD WITH A FILM TO KEEP SOLDER OUT.)

11.6	14.2	503304-6040	○	60
9.6	12.2	503304-5040	○	50
8.4	11.0	503304-4440	○	44
8.0	10.6	503304-4240	○	42
7.6	10.2	503304-4040	○	40
5.6	8.2	503304-3040	○	30
4.8	7.4	503304-2640	○	26
4.4	7.0	503304-2440	○	24
3.6	6.2	503304-2040	○	20
3.2	5.8	503304-1840	○	18
2.8	5.4	503304-1640	○	16
2.0	4.6	503304-1240	○	12
B	A	EMBOSSED PACKAGE	HIGH VOL. TOOL	極数
		オーダー番号 ORDER No.	SAMPLE PREPARATION	CIRCUITS
CONNECTOR SERIES No. : 503304-**49				

THIS DRAWING CONTAINS INFORMATION THAT IS PROPRIETARY TO MOLEX ELECTRONIC TECHNOLOGIES, LLC AND SHOULD NOT BE USED WITHOUT WRITTEN PERMISSION

EC NO: 108474 DRWN: JFURUKAWA CHK'D: TASAKAWA APPR: TKUSUHARA01	2016/01/13	GENERAL TOLERANCES (UNLESS SPECIFIED) ANGULAR TOL ± 3.0 ° 4 PLACES ± 0.03 3 PLACES ± 0.03 2 PLACES ± 0.05 1 PLACE ± 0.1 0 PLACES ± 0.2 DRAFT WHERE APPLICABLE MUST REMAIN WITHIN DIMENSIONS	DIMENSION UNITS	SCALE				
	2016/10/24		MM	15:1				
	2016/10/25		DRWN BY	DATE		JFURUKAWA 2016/01/13		
			CHK'D BY	DATE		TASAKAWA 2016/10/24		
			APPR BY	DATE	PRODUCT CUSTOMER DRAWING			
			TKUSUHARA01	2016/10/25	SERIES	MATERIAL NUMBER	CUSTOMER	
					503304	SEE CHART	GENERAL	
			DRAWING SIZE	THIRD ANGLE PROJECTION	DOCUMENT NUMBER	DOC TYPE	DOC PART	SHEET NUMBER
			A3		5033041000	PSD	000	1 OF 2



RECOMMENDED P.W.BOARD PATTERN LAYOUT (REFERENCE)

RECOMMENDED THICKNESS OF METAL MASK : t=0.1 mm

RECOMMENDED OPEN APERTURE RATIO OF METAL MASK : 100%

THIS DRAWING CONTAINS INFORMATION THAT IS PROPRIETARY TO MOLEX ELECTRONIC TECHNOLOGIES, LLC AND SHOULD NOT BE USED WITHOUT WRITTEN PERMISSION

EC NO: 108474 DRWN: JFURUKAWA CHK'D: TASAKAWA APPR: TKUSUHARA01	2016/01/13	GENERAL TOLERANCES (UNLESS SPECIFIED)		DIMENSION UNITS	SCALE					
	2016/10/24	ANGULAR TOL ± 3.0 °		MM	20:1					
	2016/10/25	4 PLACES	± 0.03	DRWN BY	DATE	0.4 BB CONN. H=0.7 REC. ASSY				
		3 PLACES	± 0.03	JFURUKAWA	2016/01/13					
		2 PLACES	± 0.05	CHK'D BY	DATE	PRODUCT CUSTOMER DRAWING				
	1 PLACE	± 0.1	TASAKAWA	2016/10/24						
	0 PLACES	± 0.2	APPR BY	DATE	SERIES	MATERIAL NUMBER	CUSTOMER			
			TKUSUHARA01	2016/10/25	503304	SEE CHART	GENERAL			
			DRAFT WHERE APPLICABLE MUST REMAIN WITHIN DIMENSIONS		DRAWING SIZE	THIRD ANGLE PROJECTION	DOCUMENT NUMBER	DOC TYPE	DOC PART	SHEET NUMBER
					A3		5033041000	PSD	000	2 OF 2