



Chipsmall Limited consists of a professional team with an average of over 10 year of expertise in the distribution of electronic components. Based in Hongkong, we have already established firm and mutual-benefit business relationships with customers from,Europe,America and south Asia,supplying obsolete and hard-to-find components to meet their specific needs.

With the principle of “Quality Parts,Customers Priority,Honest Operation,and Considerate Service”,our business mainly focus on the distribution of electronic components. Line cards we deal with include Microchip,ALPS,ROHM,Xilinx,Pulse,ON,Everlight and Freescale. Main products comprise IC,Modules,Potentiometer,IC Socket,Relay,Connector.Our parts cover such applications as commercial,industrial, and automotives areas.

We are looking forward to setting up business relationship with you and hope to provide you with the best service and solution. Let us make a better world for our industry!



Contact us

Tel: +86-755-8981 8866 Fax: +86-755-8427 6832

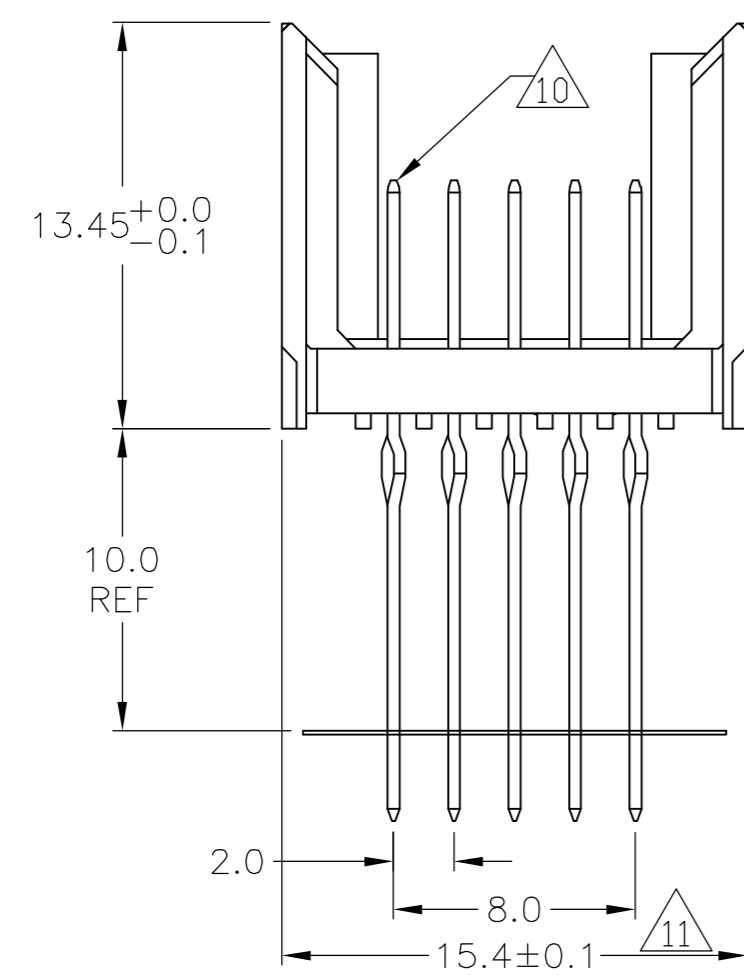
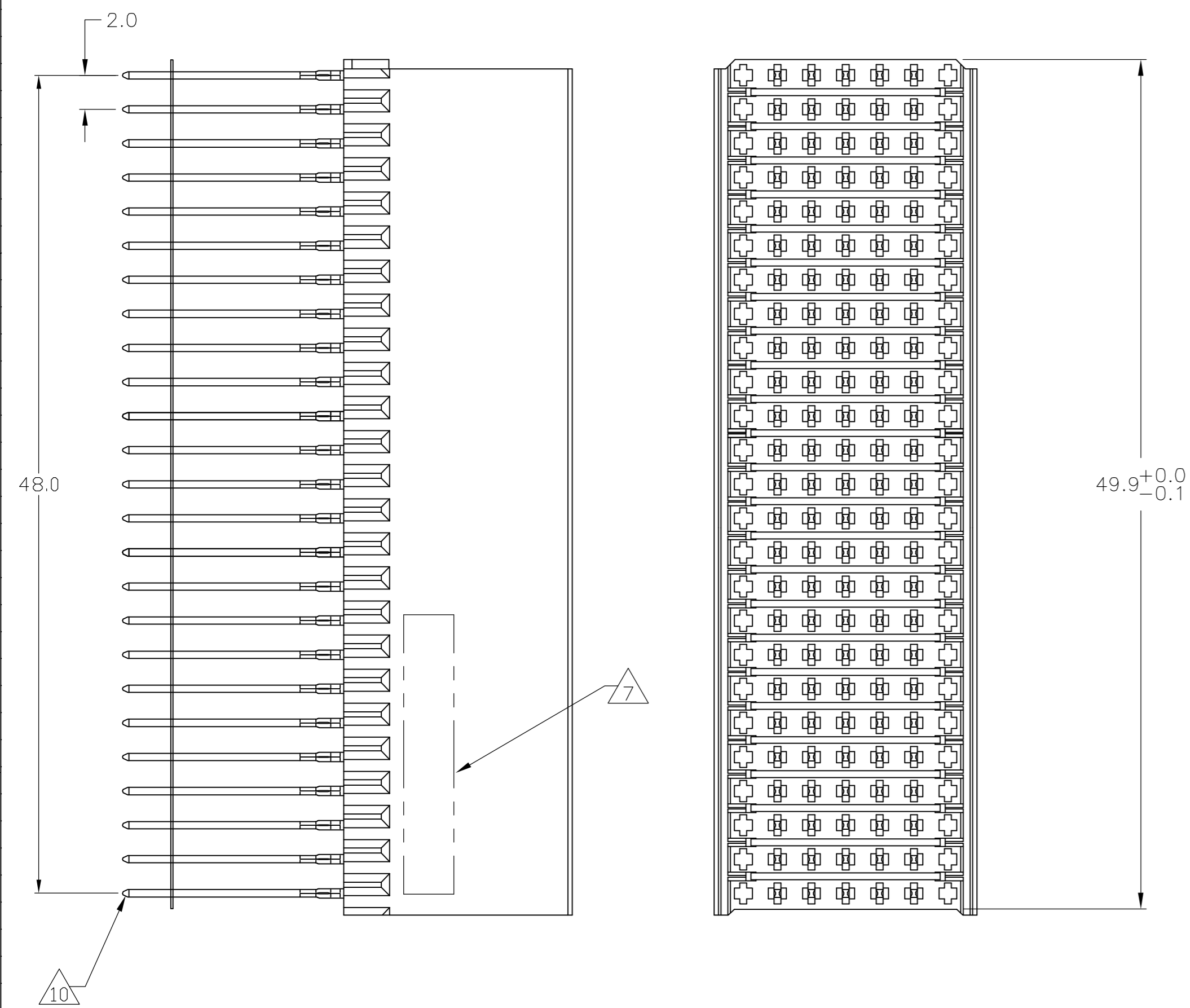
Email & Skype: info@chipsmall.com Web: www.chipsmall.com

Address: A1208, Overseas Decoration Building, #122 Zhenhua RD., Futian, Shenzhen, China

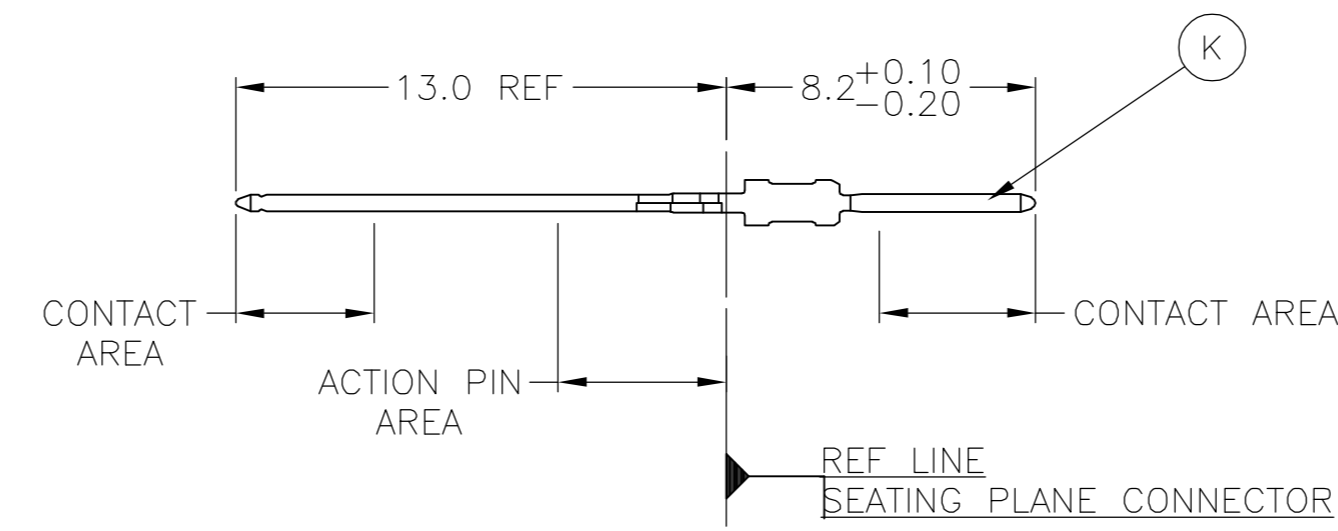


LOC		DIST		REVISIONS				
AD	00	REV	PER	EC	OS12-0306-05	DATE	DWN	APVD
A		REV	PER	EC	OS12-0306-05	23MAY06	BC	GS

CONNECTOR ASSEMBLY EXAMPLARY LOADED



CONTACT DIMENSIONS SCALE 5:1

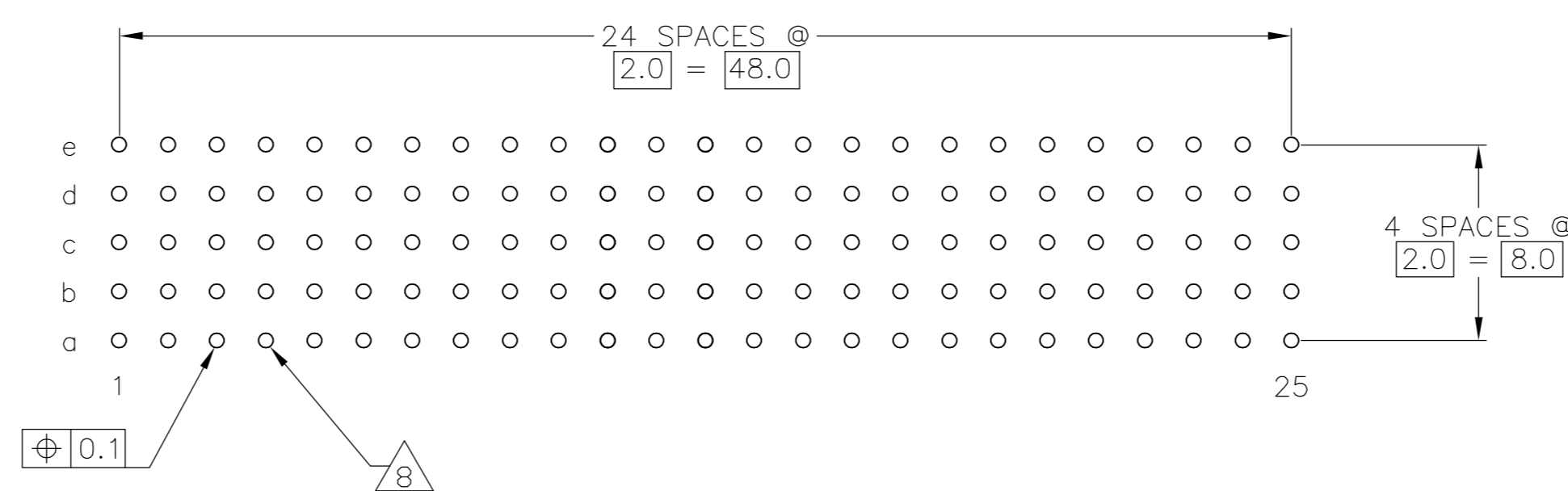


CONTACT LAYOUT

	z	a	b	c	d	e	f
1		K	K	K	K	K	
2		K	K	K	K	K	
3		K	K	K	K	K	
4		K	K	K	K	K	
5		K	K	K	K	K	
6		K	K	K	K	K	
7		K	K	K	K	K	
8		K	K	K	K	K	
9		K	K	K	K	K	
10		K	K	K	K	K	
11		K	K	K	K	K	
12		K	K	K	K	K	
13		K	K	K	K	K	
14		K	K	K	K	K	
15		K	K	K	K	K	
16		K	K	K	K	K	
17		K	K	K	K	K	
18		K	K	K	K	K	
19		K	K	K	K	K	
20		K	K	K	K	K	
21		K	K	K	K	K	
22		K	K	K	K	K	
23		K	K	K	K	K	
24		K	K	K	K	K	
25		K	K	K	K	K	

RECOMMENDED PCB-HOLE LAYOUT COMPONENT SIDE SHOWN

PLATED THRU HOLES PARAMETERS REFERENCE APPLICATION SPECIFICATION



2	6	12	1-5106165-9
2	5	12	5106165-9
2	4		5106165-4
2	3		5106165-1
FINISH		PART NUMBER	

THIS DRAWING IS A CONTROLLED DOCUMENT.

DWG: B. CARBO	24JAN05		Tyco Electronics Corporation
DWG: G. SKIPPER	24JAN05		Harrisburg, Pa 17105-3608
APVD: G. SKIPPER	24JAN05	NAME	MALE ASSEMBLY, Z-PACK 2mm HM, TYPE B
PRODUCT SPEC		108-19082	
APPLICATION SPEC		114-19029	
MATERIAL	FINISH	WEIGHT	RESTRICTED TO
SEE TABLE	SEE TABLE	A1 00779	SCALE 4:1 SHEET 1 OF 2 REV A

CUSTOMER DRAWING

THIS DRAWING IS UNPUBLISHED. RELEASED FOR PUBLICATION
 © COPYRIGHT BY TYCO ELECTRONICS CORPORATION. ALL RIGHTS RESERVED.

LOC		DIST		REVISIONS			
AD	00	REV	DATE	BY	APP'D	DATE	BY
		1	SEE SHEET 1				

- 1 MATERIAL:
CONTACT: PHOSPHOR BRONZE.
HOUSING: GLASS-FILLED POLYESTER.
- 2 GENERAL PLATING SPECIFICATION: UNDERPLATING
(ENTIRE CONTACT): 1.27µm MIN NICKEL AND ACTION
PIN: 0.5µm MIN TIN.
FOR PLATING OF MATING SURFACES SEE APPLICABLE
SPECIFICATION REFERENCE FOR EACH DASH NUMBER.
- 3 CONFORMS TO ALL TESTING ACCORDING TO IEC 61076-4-101
PERFORMANCE LEVEL 2.
- 4 CONFORMS TO ALL TESTING ACCORDING TO IEC 61076-4-101
PERFORMANCE LEVEL 1.
- 5 CONNECTOR TESTED AND QUALIFIED AGAINST TELCORDIA GR-1217-CORE QUALITY LEVEL 3,
CENTRAL OFFICE APPLICATIONS.
- 6 CONNECTOR TESTED AND QUALIFIED AGAINST TELCORDIA GR-1217-CORE QUALITY LEVEL 3,
UNCONTROLLED ENVIROMENT APPLICATIONS.
- 7 CONNECTOR MARKED WITH PART NUMBER AND DATE CODE.
ADDITIONAL CHARACTERS OR MARKINGS, AS WELL AS THE LOCATION OF THE MARKINGS,
MAY BE ADDED FOR TRACEABILITY BASED UPON MANUFACTURERS DISCRETION.
- 8 PLATED-THROUGH HOLES AT 2x2mm SQUARE GRID
PATTERN DEFINED BY CONTACT LAYOUT.
- 9 FOR ACTUAL PIN LOADING SEE "CONTACT LAYOUT".
- 10 FOR ACTUAL PIN DIMENSIONS SEE "CONTACT DIMENSIONS".
- 11 TO BE MEASURED AT BOTTOM OF SHROUD.
- 12 CONNECTOR LUBRICATED WITH BELCORE APPROVED LUBRICANT,
TECHNICAL REFERENCE: TR-NWT-001217 ISSUE 1, SEP 1992.

THIS DRAWING IS A CONTROLLED DOCUMENT.		DIN B CARBO	24JAN05	tyco Electronics	Tyco Electronics Corporation Harrisburg, Pa 17105-3608	
DIMENSIONS: mm		CHK G SKIPPER	24JAN05		NAME	MALE ASSEMBLY, Z-PACK 2mm HM, TYPE B
TOLERANCES UNLESS OTHERWISE SPECIFIED:		APP'D G SKIPPER	24JAN05	PRODUCT SPEC	108-19082	
0 PLC ± -		APPLICATION SPEC		114-19029		RESTRICTED TO
1 PLC ± 0.1		SIZE		A1		00779
2 PLC ± -		CAGE CODE		5106165		5106165
3 PLC ± -		DRAWING NO		CUSTOMER DRAWING		SCALE 4:1
4 PLC ± -		WEIGHT		SHEET 2 OF 2		REV A
ANGLES ± ± -		MATERIAL		SEE SHEET 1		
FINISH		1		SEE SHEET 1		