Chipsmall Limited consists of a professional team with an average of over 10 year of expertise in the distribution of electronic components. Based in Hongkong, we have already established firm and mutual-benefit business relationships with customers from,Europe,America and south Asia,supplying obsolete and hard-to-find components to meet their specific needs.

With the principle of “Quality Parts,Customers Priority,Honest Operation,and Considerate Service”,our business mainly focus on the distribution of electronic components. Line cards we deal with include Microchip,ALPS,ROHM,Xilinx,Pulse,ON,Everlight and Freescale. Main products comprise IC,Modules,Potentiometer,IC Socket,Relay,Connector.Our parts cover such applications as commercial,industrial, and automotives areas.

We are looking forward to setting up business relationship with you and hope to provide you with the best service and solution. Let us make a better world for our industry!

Contact us

Tel: +86-755-8981 8866 Fax: +86-755-8427 6832
Email & Skype: info@chipsmall.com Web: www.chipsmall.com
Address: A1208, Overseas Decoration Building, #122 Zhenhua RD., Futian, Shenzhen, China

THIS DRAWING IS UNPUBLISHED. RELEASED FOR PUBLICATION 19
© COPYRIGHT 20 - ALL RIGHTS RESERVED.

LOC	DIST
AD	00

REVISIONS

P	LTR	DESCRIPTION	DATE	DWN	APVD
	B2	REVISED PER ECO-12-011334	28SEP2012	KH	JE

2. PHOSPHOR BRONZE
3. LCP, UL94V-0
4. FINISH:
   CONTACT MATING AREA MEETS THE PERFORMANCE REQUIREMENTS OF TE CONNECTIVITY PRODUCT SPECIFICATION 108-1957; BASED ON TELCORDIA GR-1217-CORE, APPLICATIONS IN UNCONTROLLED ENVIRONMENTS. COMPLIANT PIN AREA: 0.5µm MIN MATTE TIN OVER BASE PLATING.
5. CONNECTOR MARKED WITH PART NUMBER AND DATE CODE
6. REFERENCE APPLICATION SPEC 114-13020 FOR RECOMMENDED PLATED THRU HOLE DIAMETER AND PLATING THICKNESS.
7. APPLICATION SEATING HEIGHT TO PRINTED CIRCUIT BOARD
8. DATUMS AND BASIC DIMENSIONS ESTABLISHED BY CUSTOMER
9. CONTACT AREA LUBRICATED WITH BELLCORE APPROVED LUBRICANT TECHNICAL REFERENCE: GR-1217-CORE, ISSUE 1, NOVEMBER 1995
10. HOLE DIAMETER SHOULD BE 3.10 WHEN USING FEED THROUGH GUIDE PIN P/N 120759 CLEARANCE FOR M3x0.5 THREAD

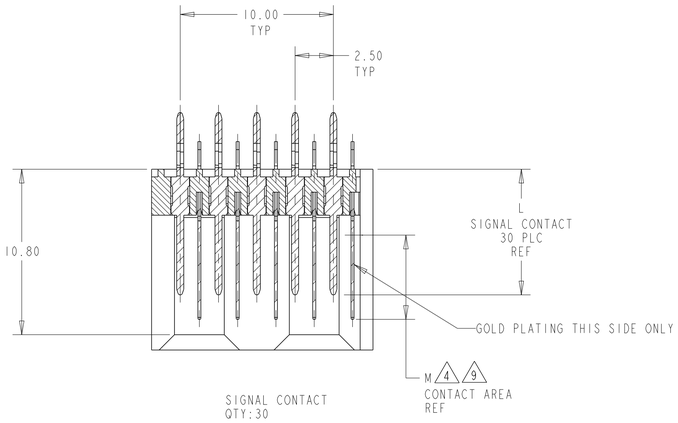

SECTION B-B

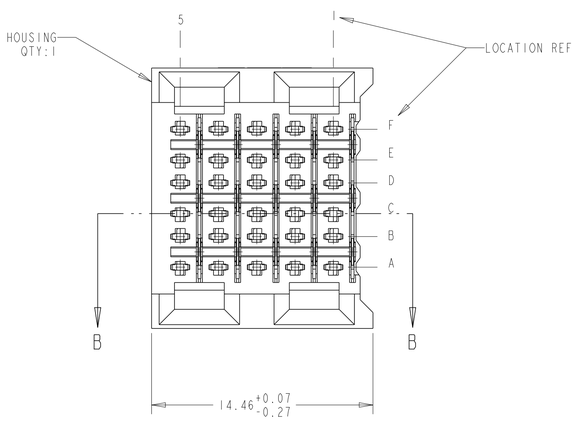

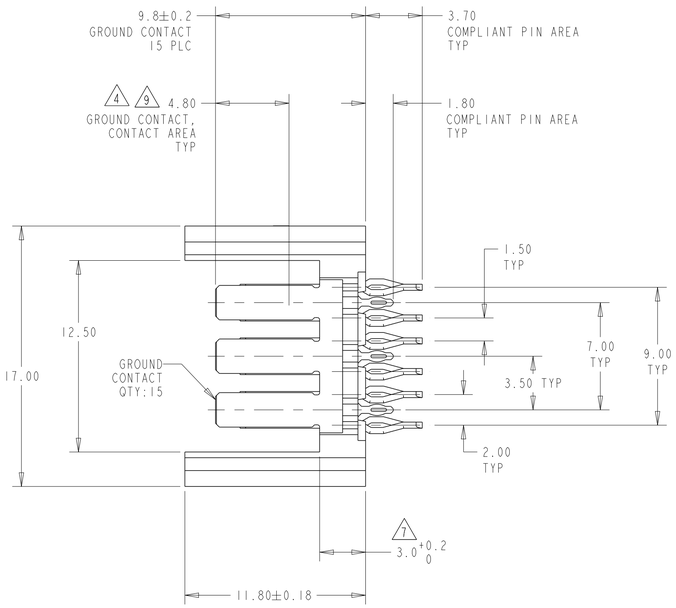

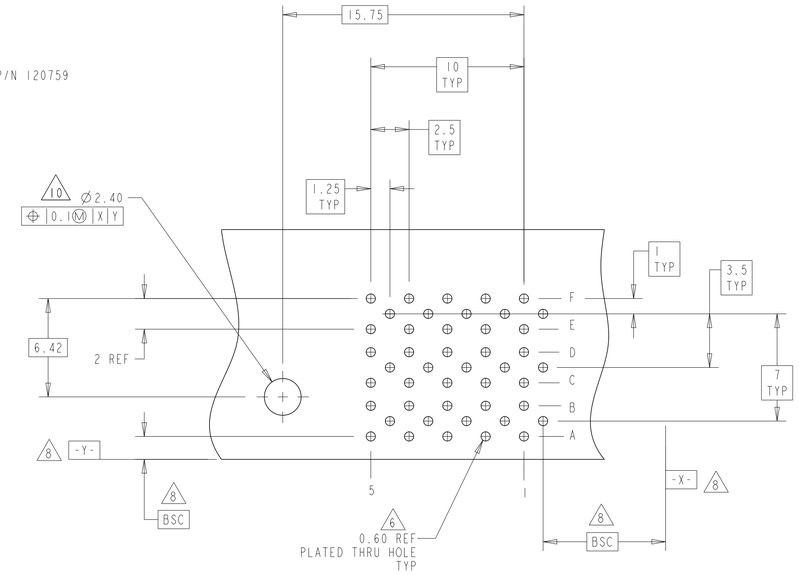

RECOMMENDED
PRINTED CIRCUIT BOARD
LAYOUT
COMPONENT SIDE OF PRINTED CIRCUIT BOARD

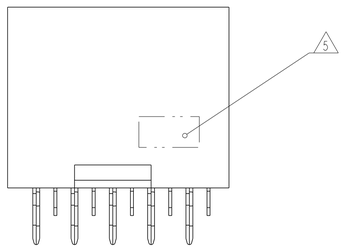

5.50	9.7	5120677-2
5.50	8.2	5120677-1
M	L	PART NUMBER

THIS DRAWING IS A CONTROLLED DOCUMENT.

DIMENSIONS: mm

TOLERANCES UNLESS OTHERWISE SPECIFIED:
0 PLC ±-
1 PLC ±-
2 PLC ±0.13
3 PLC ±0.05
4 PLC ±-
ANGLES ±-

MATERIAL
HOUSING: 3
CONTACTS: 2
FINISH -
SIGNAL CONTACT: 4

DWN B.CARBO 07DEC04
CHK R.PATTERSON 07DEC04
APVD R.PATTERSON 07DEC04
PRODUCT SPEC -
APPLICATION SPEC -
WEIGHT -

TE Connectivity

NAME HEADER ASSEMBLY, 30 POSITION, RIGHT HAND, 6 ROW, Z-PACK HS3

SIZE	CAGE CODE	DRAWING NO	RESTRICTED TO
A1	00779	C-5120677	-

CUSTOMER DRAWING | SCALE 5:1 | SHEET 1 OF 1 | REV B2