



Chipsmall Limited consists of a professional team with an average of over 10 year of expertise in the distribution of electronic components. Based in Hongkong, we have already established firm and mutual-benefit business relationships with customers from,Europe,America and south Asia,supplying obsolete and hard-to-find components to meet their specific needs.

With the principle of “Quality Parts,Customers Priority,Honest Operation,and Considerate Service”,our business mainly focus on the distribution of electronic components. Line cards we deal with include Microchip,ALPS,ROHM,Xilinx,Pulse,ON,Everlight and Freescale. Main products comprise IC,Modules,Potentiometer,IC Socket,Relay,Connector.Our parts cover such applications as commercial,industrial, and automotives areas.

We are looking forward to setting up business relationship with you and hope to provide you with the best service and solution. Let us make a better world for our industry!



Contact us

Tel: +86-755-8981 8866 Fax: +86-755-8427 6832

Email & Skype: info@chipsmall.com Web: www.chipsmall.com


Address: A1208, Overseas Decoration Building, #122 Zhenhua RD., Futian, Shenzhen, China





516 SERIES

RACK AND PANEL CONNECTOR (PLUG AND RECEPTACLE)



FEATURES:

- .150" (3.81mm) Contact Spacing x .130" (3.30mm) or .150" (3.81mm) Row Spacing with staggered Grid
- Plug and Receptacle in 20, 38, 56, 90 and 120 Contact Sizes
- Edacon Hermaphroditic Contact Mating Design
- Contact Termination Options include Crimp, P.C. Tail, Wire Hole and Wire Wrap
- Mating and Unmating Simplified with use of Actuating Screws
- Optional Covers with Side or Top Entry Cable Clamp in Plastic or Metal material Available for all Connector Sizes
- Versatile Metal Cover Design permits Assembly or Disassembly After Cabling is Complete plus Cable Entry Style Flexibility
- Actuating Screws, Locknuts, Polarizing Hardware, Covers and Contacts Suitable for either Plug or Receptacle
- Polarizing Hardware Adjustable for 288 Mating Combinations
- Tools Available for Contact Installation, Removal and Crimping and Polarizing Changes
- RoHS Compliant & UL Recognized

Specifications:

Insulator Material	Diallyl Phthalate, Thermoplastic Polyester or Polycarbonate UL 94V- 0
Color	Green, or Polycarbonate Color: Grey
Contact Material	Copper Alloy
Contact Plating	Gold Plating over Nickel over entire contact
Current Rating	8.5 Amperes
Contact Resistance	10 milliohms maximum
Withstanding Voltage	2000 VAC rms at sea level
Insulation Resistance	5000 Megohms minimum
Operating Temp	-40°C to +125°C (Diallyl Phthalate Only)
Operating Temp	-40°C to +105°C
Insertion & Withdrawal Force	2 to 16 Oz (0.56 to 4.45N) per contact position

Example Part Number:

516-038-500-212

Series _____
 Total Number of Contacts _____
 Contact Code _____
 Style and Material _____
 Cover Code _____
 Hardware Code _____

Cover Code 4, 5, 6, 7

Description

0	No Cover Assembly
1	Plastic Cover, Top Entry Standard Clamp
2	Plastic Cover, Side Entry Standard Clamp
3	Plastic Cover, Top Entry Large Clamp
4	Plastic Cover, Side Entry Large Clamp
5	Metal Cover, Side Entry
6	Metal Cover, Top Entry

Series 516

Total Number of Contacts 020, 038, 056, 090 or 120

Contact Code 1,2	Description & Tail Size	Tail Length "G"
000	No Contacts Assembled	-----
500	Wire Hole .110 x .024 (2.79 x 0.61)	.245 (6.22)
520	P.C. Tail .25 x .024 (0.64 x 0.61)	.215 (5.46)
540	Wire Wrap .050 x .024 (1.27 x 0.61)	.600 (15.24)
541	Wire Wrap .026 x .024 (0.66 x 0.61)	.620 (15.70)
542	Wire Wrap .050 x .024 (1.27 x 0.61)	.790 (20.07)

Hardware Code 8

Description

0	No Hardware
1	Actuating Screw & Polarizing Hardware
2	Locknut & Polarizing Hardware
5	Actuating Screw with No Polarizing Hardware
6	Locknut with No Polarizing Hardware

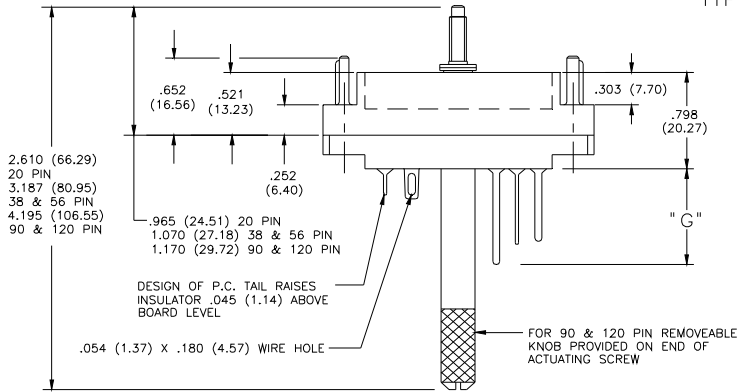
Style & Material 3	Style	Insulator Material
1	Plug	Green Diallyl Phthalate
2	Receptacle	Green Diallyl Phthalate
3	Plug	Grey Polycarbonate
4	Receptacle	Grey Polycarbonate
5	Plug	Green Polyester
6	Receptacle	Green Polyester



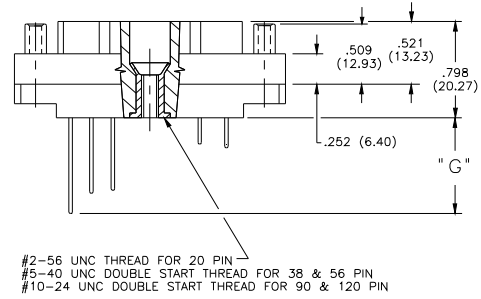
516 SERIES

RACK AND PANEL CONNECTOR (PLUG AND RECEPTACLE)

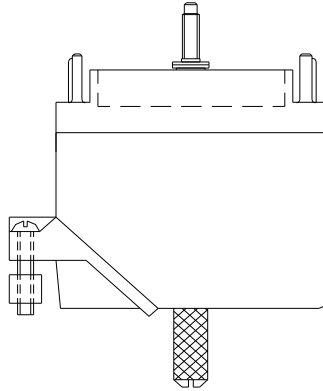
TYPICAL PLUG WITH ACTUATING SCREW AND POLARIZING GUIDE PINS



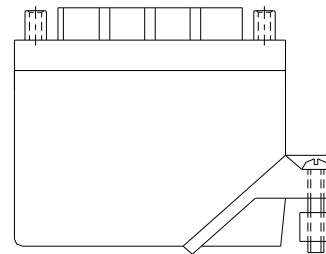
TYPICAL RECEPTACLE WITH LOCKNUT AND POLARIZING SOCKETS



TYPICAL PLUG WITH ACTUATING SCREW, POLARIZING GUIDE PINS AND COVER



TYPICAL RECEPTACLE WITH LOCKNUT, POLARIZING SOCKETS AND COVER



NOTE: PLASTIC POLARIZING GUIDE PINS AND SOCKETS (AVAILABLE SOON) WILL BE COLOUR CODED TO VISUALLY ASSIST CONNECTOR MATING. POLARIZATION CHANGES WILL ALSO BE SIMPLIFIED AS THEY WILL SNAP FIRMLY INTO POSITION AND CAN BE REPLACED USING NEEDLENOSE PLIERS.

Ordering Code Notes

- 1) Crimp contacts are also available for the 516 series connectors. Contacts may be ordered separately for pre-wired or select position assembly.

Part Number	Description	Silhouette
516-290-500	Wire Hole	
516-290-520	P.C. Tail	
516-290-540	Wire Wrap	
516-290-541	Wire Wrap	
516-290-542	Wire Wrap	
516-290-590	Crimp Loose	
516-290-591	Crimp - 1800 Contact/Reel	

- 2) For contact installation, removal and crimping tools, Please contact EDAC.
- 3) Grey Polycarbonate insulator material is not available for 120 pin size connector
- 4) The 20 pin connector cover will not accept the length of the wire wrap contacts
- 5) Plastic covers with large clamps are only available for 38 and 56 pin sizes only
- 6) Metal covers with side entry may be converted to top entry by removing side plate and changing clamp orientation
- 7) Covers may be ordered separately
- 8) Insulator design prevents improper mating of individual plug and receptacle. Polarizing hardware enables specific plug and receptacle combinations

Crimp Characteristics

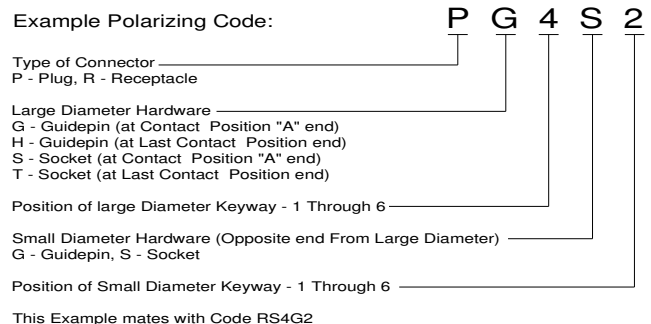
- Contacts and Crimp Tool Accommodate from 28AWG to 18AWG, Solid or Stranded Conductor Diameters from .012 (0.30) to .049 (1.25) and an Insulation diameter up to 0.074 (1.88)
- Multiple Smaller Gauge Wires may be Crimped Together
- Crimp Resistance from 0.5 Milliohms (18AWG) to 1.5 Milliohms(28AWG)
- Crimp Tensile Strength for Wire Sizes

18AWG - 40 lbs (178 N)	20AWG - 25 lbs (111 N)
22AWG - 15 lbs (67 N)	24AWG - 10 lbs (44 N)
26AWG - 5 lbs (22 N)	28AWG - 3 lbs (13 N)

Polarizing Codes

- Polarizing Hardware Changes allow 288 Mating Combinations
- Standard Code Supplied for Plugs PG1G1, for Receptacle RS1S1.
- Connectors with Special Polarizing Codes Available upon Special Request

Example Polarizing Code:





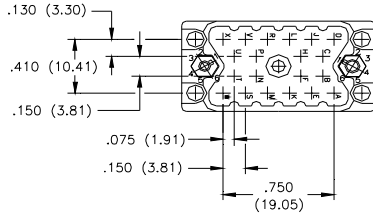
516 SERIES

RACK AND PANEL CONNECTOR (PLUG AND RECEPTACLE)

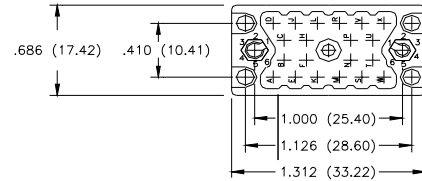
CONNECTOR MATING FACE VIEWS

DIMENSIONS INDICATED FOR EACH SIZE APPLY TO BOTH PLUG AND RECEPTACLE

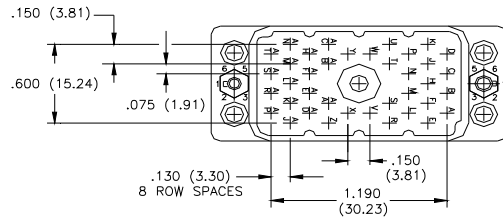
20 PIN PLUG



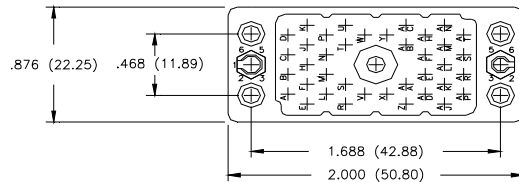
20 PIN RECEPTACLE



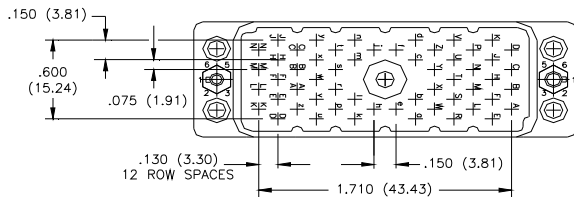
38 PIN PLUG



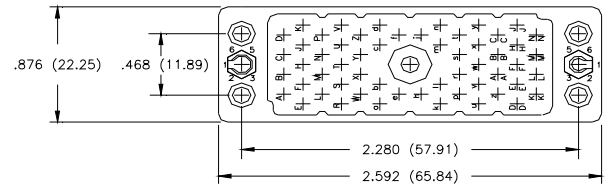
38 PIN RECEPTACLE



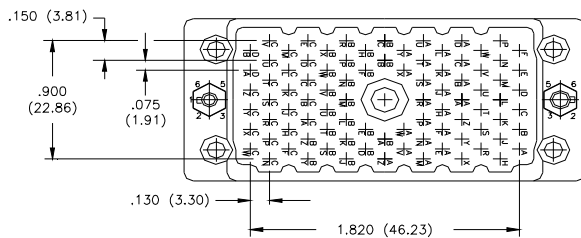
56 PIN PLUG



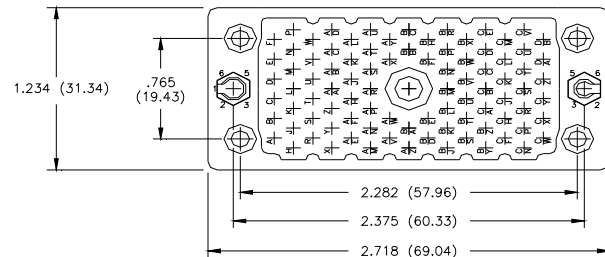
56 PIN RECEPTACLE



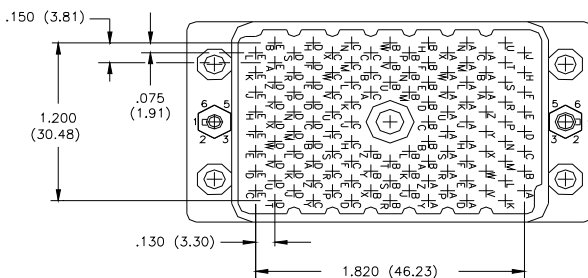
90 PIN PLUG



90 PIN RECEPTACLE



120 PIN PLUG



120 PIN RECEPTACLE

