



Chipsmall Limited consists of a professional team with an average of over 10 year of expertise in the distribution of electronic components. Based in Hongkong, we have already established firm and mutual-benefit business relationships with customers from,Europe,America and south Asia,supplying obsolete and hard-to-find components to meet their specific needs.

With the principle of “Quality Parts,Customers Priority,Honest Operation,and Considerate Service”,our business mainly focus on the distribution of electronic components. Line cards we deal with include Microchip,ALPS,ROHM,Xilinx,Pulse,ON,Everlight and Freescale. Main products comprise IC,Modules,Potentiometer,IC Socket,Relay,Connector.Our parts cover such applications as commercial,industrial, and automotives areas.

We are looking forward to setting up business relationship with you and hope to provide you with the best service and solution. Let us make a better world for our industry!



Contact us

Tel: +86-755-8981 8866 Fax: +86-755-8427 6832

Email & Skype: info@chipsmall.com Web: www.chipsmall.com

Address: A1208, Overseas Decoration Building, #122 Zhenhua RD., Futian, Shenzhen, China



Ratings

Voltage: 12 Vdc
Current: 5 A

Operating Temperature Range

-10° to 60° C

Materials

1. Insulator: PBT, black
2. Pin: copper alloy, nickel plated
3. Shell: brass, nickel plated
4. Spring contact: stainless steel, nickel plated
5. Spring contact collar: copper alloy, nickel plated
6. Solder tab: brass, nickel plated
7. Washer p/n 56-00001: cold rolled steel, nickel plated
8. Nut p/n 56-00000: brass, nickel plated

Electrical Requirements

Dielectric strength: 1 min @ 500 Vac
Insulation resistance: 100 MΩ @ 500 Vdc
Contact resistance: 50 mΩ or less

Mechanical Requirements

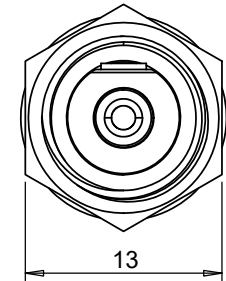
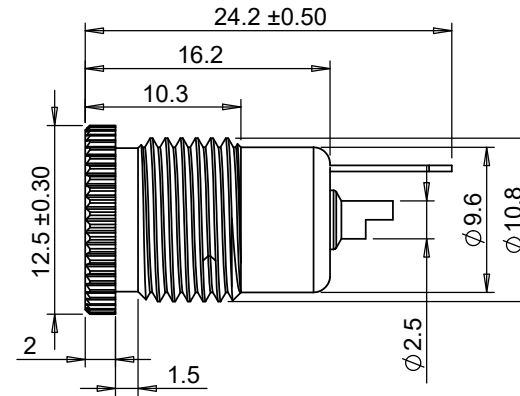
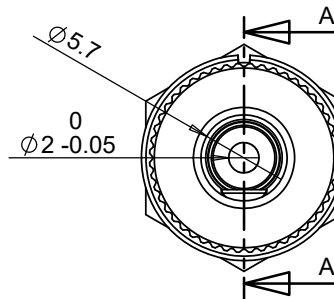
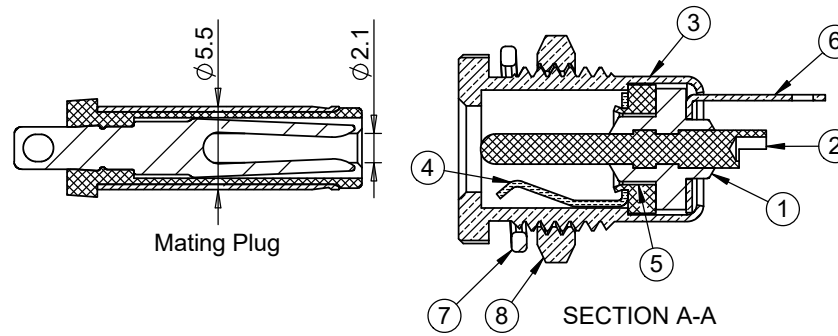
Insertion force: 0.3-3 kgf
Withdrawal force: 0.2-3 kgf
Terminal strength: a static load of 150 gf shall be applied to the terminal for 15 seconds in any direction.
Life cycle: 5000 mating cycles while maintaining less than 100 mΩ contact resistance, 50MΩ insulation resistance minimum, and dielectric strength of 500 Vac for 1 minute withstand voltage.

Soldering

Solderability: 75% minimum coverage when terminals dipped 2mm in 245 ±5 °C solder bath for 3 ±0.5 seconds
Solder bath durability: no deformation when immersed in 255 ±5 °C bath for 5 seconds or less
Solder iron durability: no deformation when exposed to 350 ±10 °C for 3 ±0.5 seconds

Environmental Requirements

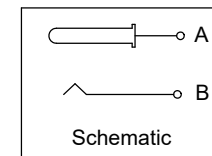
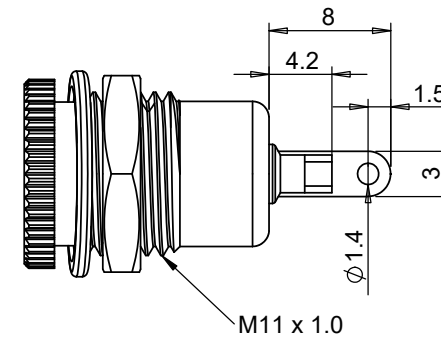
Cold test: -25 ±3 °C for 48 hours without deformation
Heat test: 70 ±2 °C, for 48 hours without deformation
Humidity test: 40 ±2 °C, relative humidity 90-95% for 48 hours without deformation



Installation Details

Panel thickness: 1.0 - 4.5 mm

Panel cutout Ø: 11.0 - 12.0 mm



Revision:	Date:	Description:
A	8/5/2016	Initial release
A1	1/4/2017	Updated materials list

Prepared: DN
Digitally signed by DN
Date: 2017.01.04
10:32:14 -08'00'

Verified: GL
Digitally signed by GL
Date: 2017.01.04
11:26:35 -08'00'

Dimensions are in millimeters.
Tolerances:
X: ± 0.5 mm
X.X: ± 0.3 mm
X.XX: ± 0.05 mm

Notes:
RoHS and REACH compliant

Function test: no open, no short circuit, no intermittent

Description:
Connector, dc jack, 5.5x2.1xL24.2 mm, panel mount, threaded, nut and washer, brass, nickel

TENSILITY

tel 1.541.323.3228 800 877.670.7118
fax 1.541.323.4202 web tensility.com

Size:	Part number:
A	54-00063

Scale: 2:1

Sheet 1 of 1