



Chipsmall Limited consists of a professional team with an average of over 10 year of expertise in the distribution of electronic components. Based in Hongkong, we have already established firm and mutual-benefit business relationships with customers from,Europe,America and south Asia,supplying obsolete and hard-to-find components to meet their specific needs.

With the principle of "Quality Parts,Customers Priority,Honest Operation,and Considerate Service",our business mainly focus on the distribution of electronic components. Line cards we deal with include Microchip,ALPS,ROHM,Xilinx,Pulse,ON,Everlight and Freescale. Main products comprise IC,Modules,Potentiometer,IC Socket,Relay,Connector.Our parts cover such applications as commercial,industrial, and automotives areas.

We are looking forward to setting up business relationship with you and hope to provide you with the best service and solution. Let us make a better world for our industry!



Contact us

Tel: +86-755-8981 8866 Fax: +86-755-8427 6832

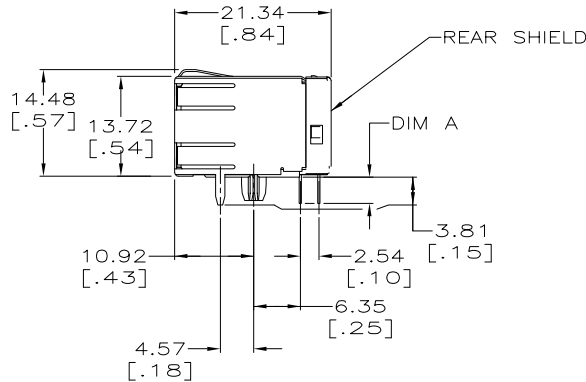
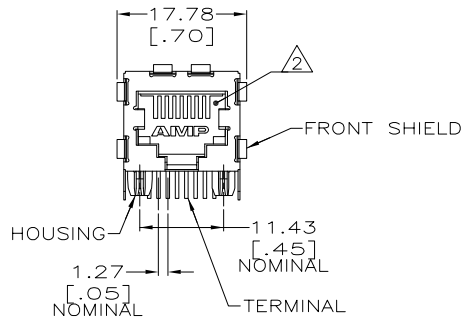
Email & Skype: info@chipsmall.com Web: www.chipsmall.com

Address: A1208, Overseas Decoration Building, #122 Zhenhua RD., Futian, Shenzhen, China

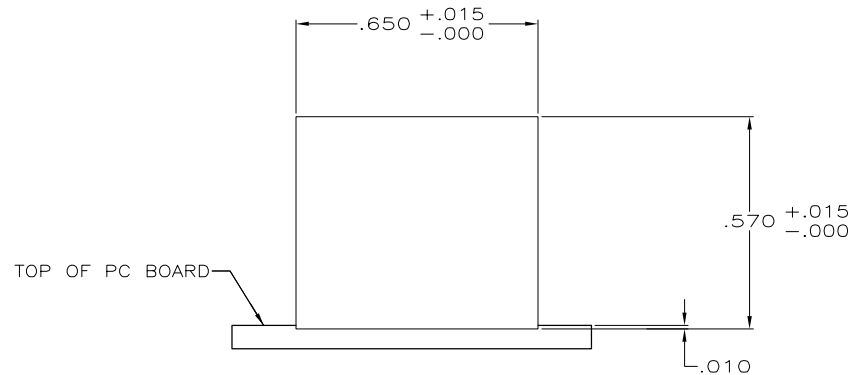
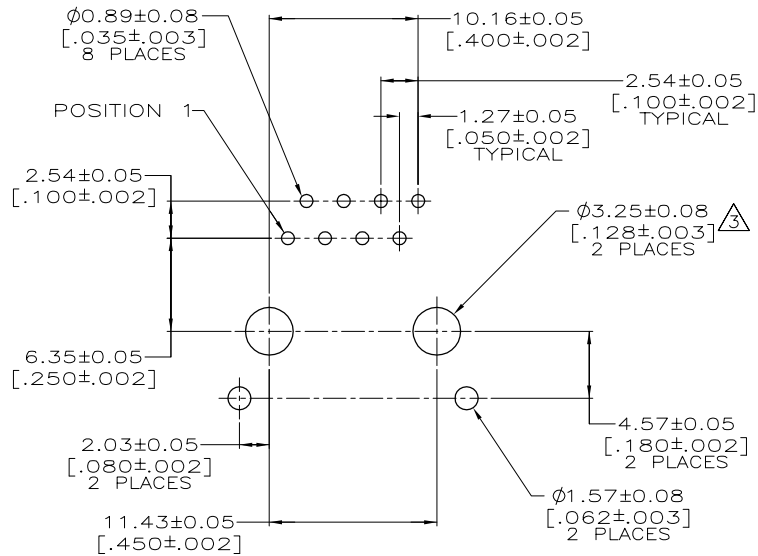


THIS DRAWING IS UNPUBLISHED. RELEASED FOR PUBLICATION
 © COPYRIGHT BY TYCO ELECTRONICS CORPORATION. ALL RIGHTS RESERVED.

LOC	DIST	REVISIONS					
AA	22	P	LTR	DESCRIPTION	DATE	DWN	APVD
		A1		REV PER ECR-09-004284	16APR2009	TY	SY



- ⚠ MATERIAL: HOUSING - NYLON, BLACK, IR REFLOW COMPATIBLE, UL 94V-0.
 TERMINALS - 0.33[.013] THICK PHOS BRONZE PLATED WITH 1.27µm[.000050] MINIMUM THICK HARD GOLD IN LOCALIZED AREA AND 3.81µm [.000150] MINIMUM THICK MATTE TIN IN SOLDER AREA OVER 1.27µm[.000050] MINIMUM THICK NICKEL UNDERPLATE.
 SHIELDS - 0.25[.010] THICK COPPER ALLOY PLATED WITH 1.27µm[.000050] MINIMUM NICKEL AND 2.03 µm[.000080] MINIMUM HOT TIN DIP ON PCB GROUND TABS.
- ⚠ JACK CAVITY CONFORMS TO FCC RULES AND REGULATIONS, PART 68 SUBPART F.
- ⚠ USE #30 DRILL BIT OR 3.25mm DRILL BIT WHEN PRODUCING THESE PCB HOLES.



SUGGESTED PANEL CUTOUT
 SCALE 4:1

SUGGESTED PC BOARD LAYOUT
 COMPONENT SIDE (TOP)
 SCALE 4:1

2.54 [.100]	5406216-2
3.56 [.140]	5406216-1
DIM A	PART NUMBER

THIS DRAWING IS A CONTROLLED DOCUMENT.		DWN J. ALCORTA - 06JUN2005	DOCK 5	Tyco Electronics Corporation Harrisburg, PA 17105-3608	
DIMENSIONS: mm[inches]		CHK J. WESTMAN	06JUN2005	Tyco Electronics	
TOLERANCES UNLESS OTHERWISE SPECIFIED:		APVD S. FLICKINGER	06JUN2005	NAME	
0 PLC ± -	1 PLC ± -	PRODUCT SPEC		MODULAR JACK ASSEMBLY, SINGLE PORT, 8 POSITION, SHIELDED,	
2 PLC ± 0.25[.01]	3 PLC ± 0.13[.005]	108-1163		REVERSE PANEL GROUND TABS, CATEGORY 4	
4 PLC ± -	ANGLES ± -	APPLICATION SPEC		RESTRICTED TO	
MATERIAL		114-2048		SIZE A2	CAGE CODE 00779
FINISH		WEIGHT		DRAWING NO 5406216	
⚠		CUSTOMER DRAWING		SCALE 2:1	SHEET 1 OF 1
				REV A1	