



Chipsmall Limited consists of a professional team with an average of over 10 year of expertise in the distribution of electronic components. Based in Hongkong, we have already established firm and mutual-benefit business relationships with customers from,Europe,America and south Asia,supplying obsolete and hard-to-find components to meet their specific needs.

With the principle of “Quality Parts,Customers Priority,Honest Operation,and Considerate Service”,our business mainly focus on the distribution of electronic components. Line cards we deal with include Microchip,ALPS,ROHM,Xilinx,Pulse,ON,Everlight and Freescale. Main products comprise IC,Modules,Potentiometer,IC Socket,Relay,Connector.Our parts cover such applications as commercial,industrial, and automotives areas.

We are looking forward to setting up business relationship with you and hope to provide you with the best service and solution. Let us make a better world for our industry!



Contact us

Tel: +86-755-8981 8866 Fax: +86-755-8427 6832

Email & Skype: info@chipsmall.com Web: www.chipsmall.com

Address: A1208, Overseas Decoration Building, #122 Zhenhua RD., Futian, Shenzhen, China



"High Frequency Ceramic Solutions"

Preliminary

5.4 GHz EIA 0402 Ultra Low Profile 50:200Ω Balun

P/N 5425BL07A0200

Detail Specification: 06/23/09

Page 1 of 2

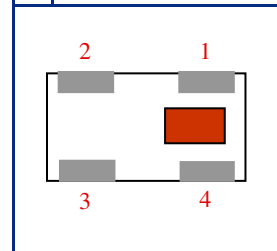
General Specifications

Part Number	5425BL07A0200
Frequency (MHz)	4900 - 5950
Unbalanced Impedance	50 Ω
Balanced Impedance	200 Ω
Insertion Loss	1.2 dB max.
Return Loss	9.5 dB min.
Phase Difference (degree)	180 ± 15
Amplitude Difference	2.0 dB max.

Reel Quantity	10,000
Power Capacity	2W max.
Operating Temperature	-40 to +85°C
Storage Temperature	+5 ~ +35 °C, 12 mos max. Humidity 45~75%RH

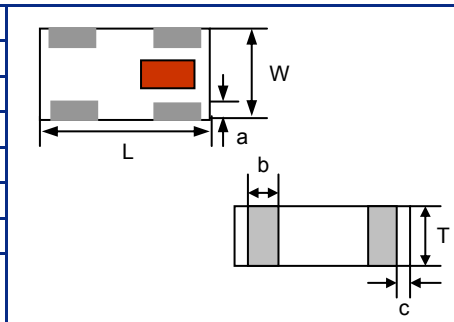
Terminal Configuration

No.	Function
1	Unbalanced Port (IN)
2	GND or DC feed + RF GND
3	Balanced Port (OUT1)
4	Balanced Port (OUT2)



Mechanical Dimensions

	In	mm
L	0.039 ± 0.004	1.00 ± 0.10
W	0.020 ± 0.004	0.50 ± 0.10
T	0.015 ± 0.002	0.37 ± 0.05
a	0.004 +.004/-0.002	0.10 +0.1/-0.05
b	0.010 +.004/-0.002	0.25 +0.1/-0.05
c	0.004 +.004/-0.002	0.10 +0.1/-0.05

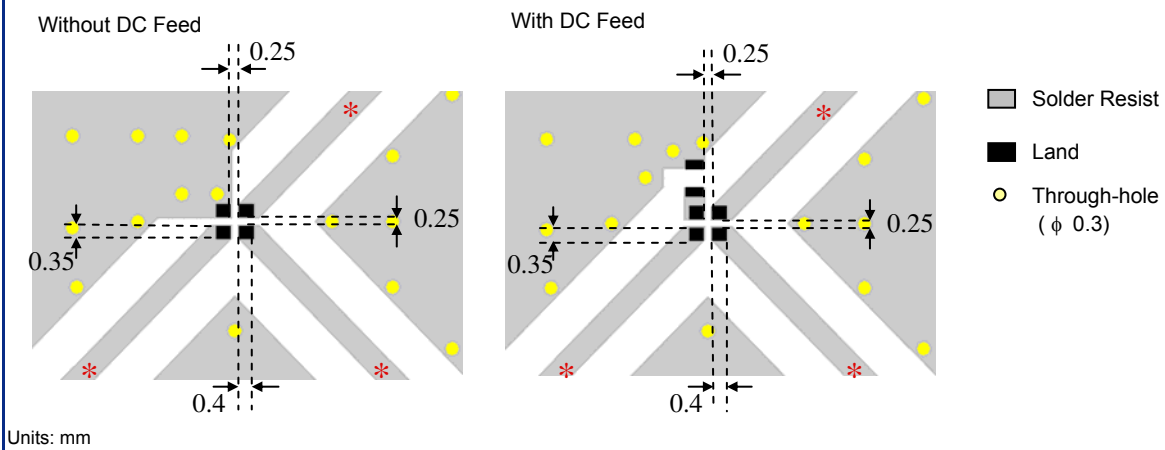


Mounting Considerations

Mount these devices with brown mark facing up.

* Line width should be designed to provide proper impedance matching characteristics.

** By-pass capacitor should be connected when feeding DC power.



Johanson Technology, Inc. reserves the right to make design changes without notice.

All sales are subject to Johanson Technology, Inc. terms and conditions.



www.johansontechnology.com

4001 Calle Tecate • Camarillo, CA 93012 • TEL 805.389.1166 FAX 805.389.1821

2009 Johanson Technology, Inc. All Rights Reserved

"High Frequency Ceramic Solutions"

Preliminary

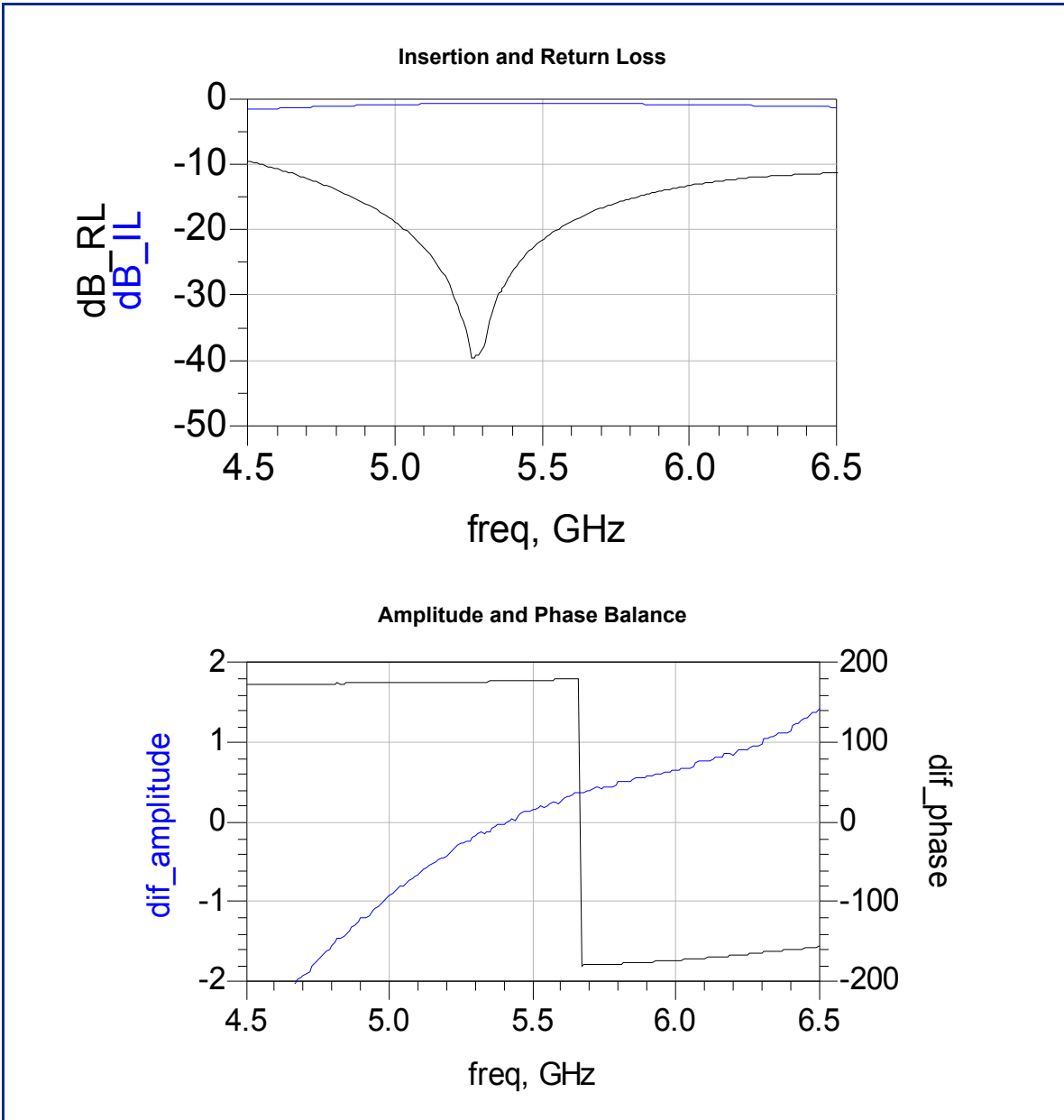
5.4 GHz EIA 0402 Ultra Low Profile 50:200Ω Balun

P/N 5425BL07A0200

Detail Specification: 06/23/09

Page 2 of 2

Typical Electrical Performance (T=25°C)



Johanson Technology, Inc. reserves the right to make design changes without notice.

All sales are subject to Johanson Technology, Inc. terms and conditions.



www.johansontechnology.com

4001 Calle Tecate • Camarillo, CA 93012 • TEL 805.389.1166 FAX 805.389.1821

2009 Johanson Technology, Inc. All Rights Reserved