



Chipsmall Limited consists of a professional team with an average of over 10 year of expertise in the distribution of electronic components. Based in Hongkong, we have already established firm and mutual-benefit business relationships with customers from,Europe,America and south Asia,supplying obsolete and hard-to-find components to meet their specific needs.

With the principle of “Quality Parts,Customers Priority,Honest Operation,and Considerate Service”,our business mainly focus on the distribution of electronic components. Line cards we deal with include Microchip,ALPS,ROHM,Xilinx,Pulse,ON,Everlight and Freescale. Main products comprise IC,Modules,Potentiometer,IC Socket,Relay,Connector.Our parts cover such applications as commercial,industrial, and automotives areas.

We are looking forward to setting up business relationship with you and hope to provide you with the best service and solution. Let us make a better world for our industry!



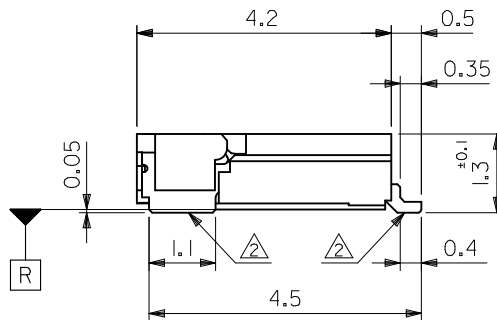
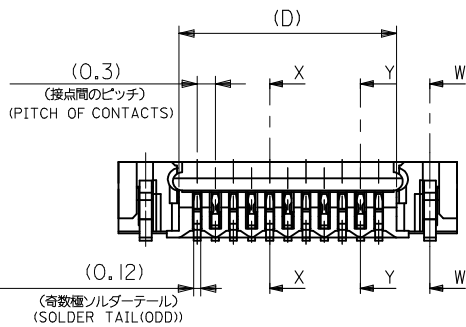
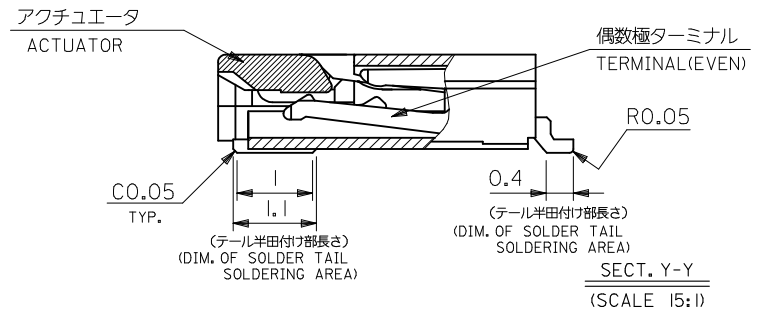
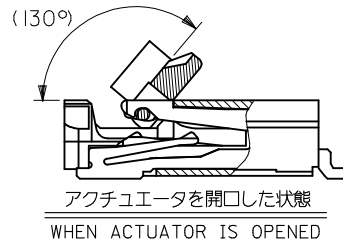
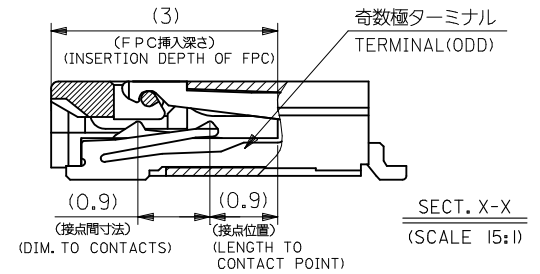
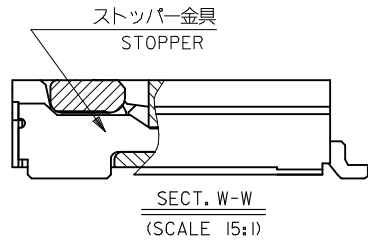
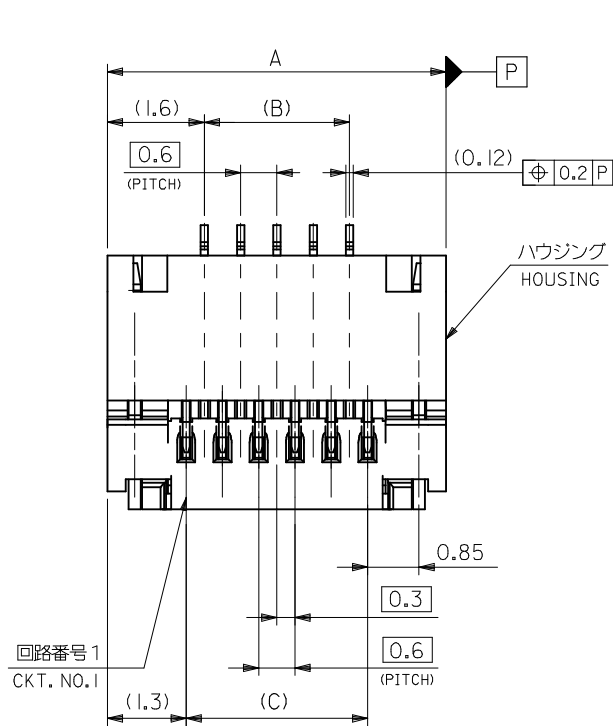
Contact us

Tel: +86-755-8981 8866 Fax: +86-755-8427 6832

Email & Skype: info@chipsmall.com Web: www.chipsmall.com

Address: A1208, Overseas Decoration Building, #122 Zhenhua RD., Futian, Shenzhen, China





注記 NOTES

1. 使用材料 MATERIAL
 ハウジング HOUSING : LCP , UL94V-0
 アクチュエータ ACTUATOR : PA 46 , UL94V-0
 ターミナル : リン青銅 (t=0.12) , 錫・ビスマス (2%) , ニッケル下地
 TERMINAL : PHOSPHOR BRONZE , TIN- 2% BISMUTH OVER NICKEL PLATING.
 金具 : リン青銅 (t=0.2) , 錫メッキ , ニッケル下地
 STOPPER : PHOSPHOR BRONZE , TIN OVER NICKEL PLATING.
2. ソルダーテール半田付け面のズレ量は、基準面 R に対し、
 上方向 OMAX , 下方向 0.1 MAX. とする。
 又、相互のバラツキ量は 0.1 MAX. とする。
 MISALIGNMENT OF SOLDER TAILS AND FITTING NAILS FROM R
 UPPER DIRECTION : 0 MAX. , LOWER DIRECTION : 0.1 MAX.
 OFFSET BETWEEN SOLDER TAILS AND FITTING NAILS : 0.1 MAX.
3. 一般公差 : ±0.3
 GENERAL TOLERANCES : ±0.3
4. 本製品は 54809-***27 の鉛フリー品である。
 THIS PRODUCT IS LEAD FREE OF 54809-***27

12.0	11.4	10.8	14.0	54809-3998	54809-3928	39
9.6	9.0	8.4	11.6	54809-3198	54809-3128	31
D	C	B	A	EMBOSSED TAPE ORDER No. オート番号		MATERIAL NO. CKT.

54809-***28				MODEL NO.		
SCALE ---				DESIGN UNITS METRIC		
				THIRD ANGLE PROJECTION		

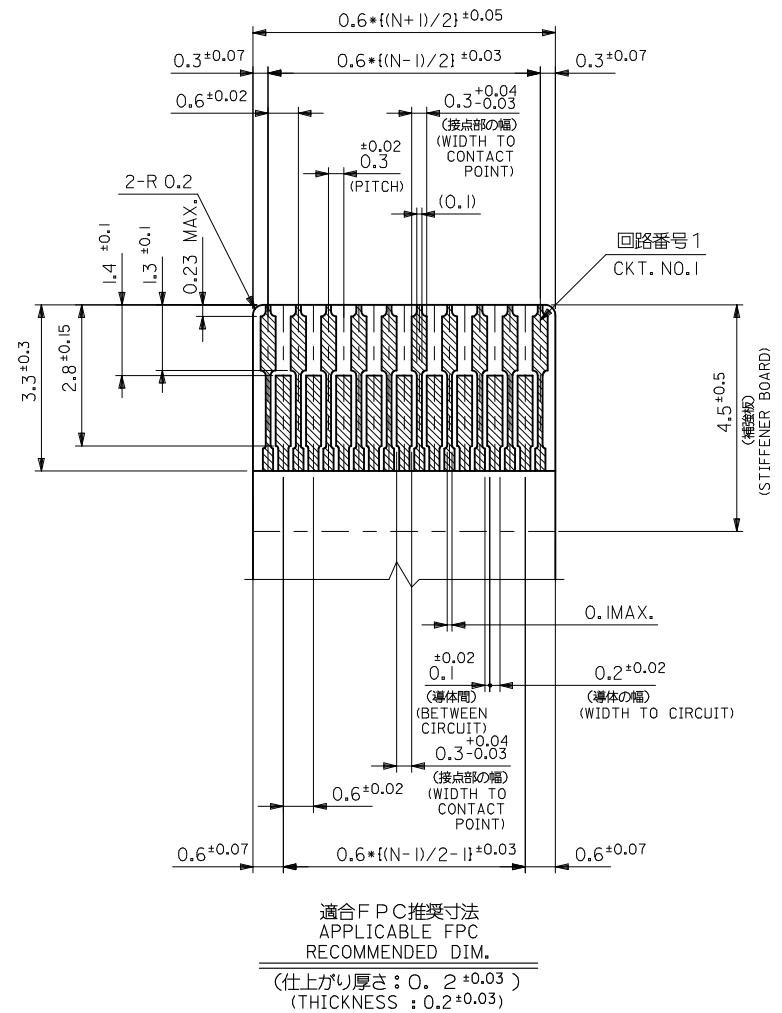
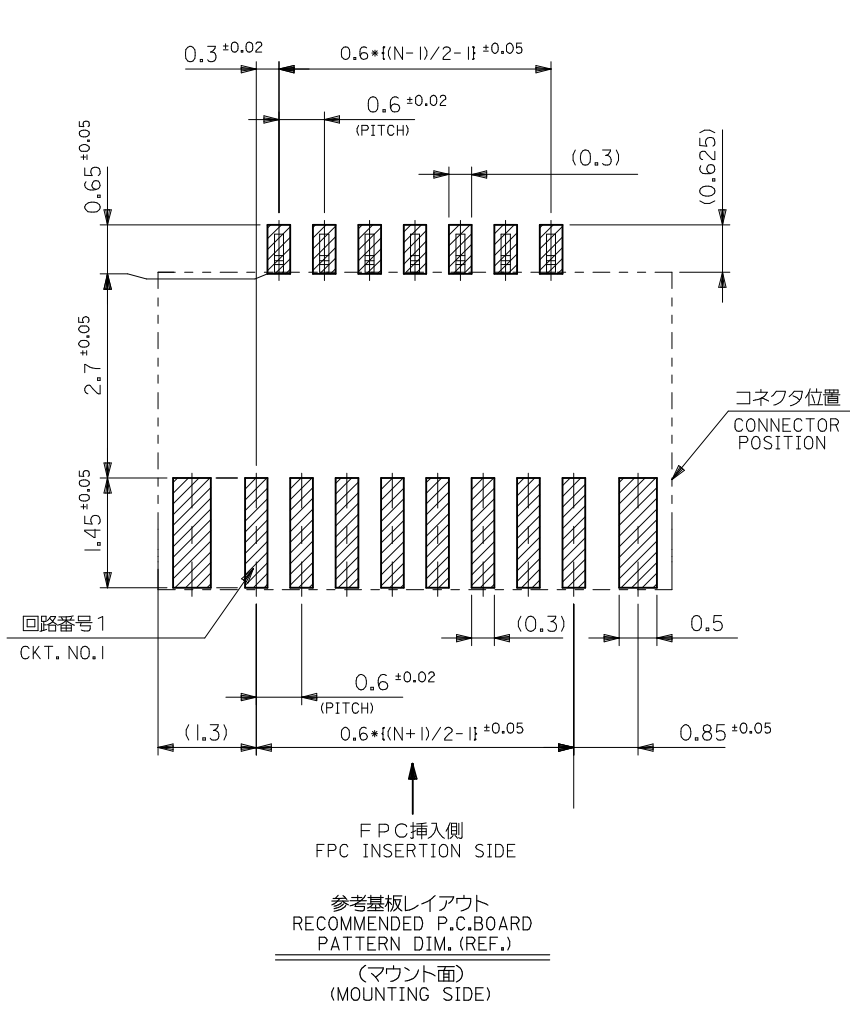
0.3 FPC CONN E/O
 HSG ASSY (H=1.3)
 -LEAD FREE-



SEE TABLE SD-54809-036 1 OF 2

THIS DRAWING CONTAINS INFORMATION THAT IS PROPRIETARY TO MOLEX INCORPORATED AND SHOULD NOT BE USED WITHOUT WRITTEN PERMISSION

REVISED EC NO: J2014-1477 DRWN: YOSHII 2014/03/31 CHKD: YKOBAYASHI 02 2014/03/31 APPR: YNOGAWA 2014/04/17	GENERAL TOLERANCES (UNLESS SPECIFIED)		DIMENSION STYLE MM ONLY		SCALE ---	
	10 UNDER	± ---	DRAWN BY	DATE	TITLE	
	10 OVER 30 UNDER	± ---	CHECKED BY	DATE	0.3 FPC CONN E/O HSG ASSY (H=1.3) -LEAD FREE-	
	30 OVER	± ---	APPROVED BY	DATE	Molex	
	ANGULAR ± --- °	DRAFT WHERE APPLICABLE MUST REMAIN WITHIN DIMENSIONS		MATERIAL NO.		DOCUMENT NO.
		SIZE A3		SEE TABLE		



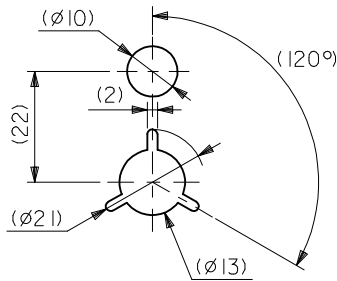
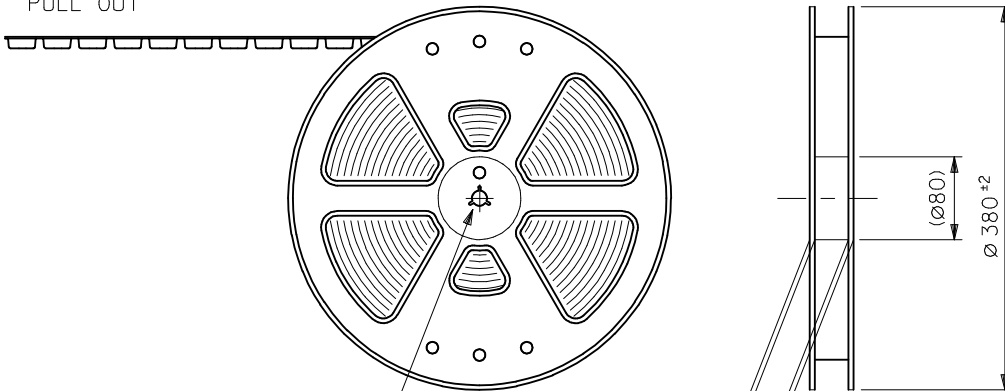
FPCについて:

打抜き方向は、導体側から補強板側を推奨いたします。
補強フィルム材質は、ポリイミドを推奨いたします。
接着剤は、熱硬化接着剤を推奨いたします。

ABOUT FPC :
RECOMMENDED PUNCHER DIRECTION : FROM CONDUCTOR SIDE TO STIFFENER BOARD SIDE.
RECOMMENDED MATERIAL :
STIFFENER FILM : POLYIMIDE
BONDING AGENT : THERMOSETTING BONDING AGENT

REVISED EC NO: J2014-1477 DRWN:AYOSHI I 01 2014/03/31 CHKD:YKOBAYASHI 02 2014/03/31 APPR:YNOGAWA 2014/04/17	DESCRIPTION	GENERAL TOLERANCES (UNLESS SPECIFIED)		DIMENSION STYLE MM ONLY		SCALE ---	DESIGN UNITS METRIC	THIRD ANGLE PROJECTION		
		10 UNDER	± ---	DRAWN BY M. NABEI	DATE '03/12/22	TITLE 0.3 FPC CONN E/O HSG ASSY (H=1.3) -LEAD FREE-				
		10 OVER 30 UNDER	± ---	CHECKED BY K. TOJO	DATE '03/12/22					
		30 OVER	± ---	APPROVED BY M. SASAO	DATE '03/12/22					
REV	DESCRIPTION	ANGULAR ± --- ° DRAFT WHERE APPLICABLE MUST REMAIN WITHIN DIMENSIONS		MATERIAL NO. SEE SHEET 1		DOCUMENT NO. SD-54809-036		SHEET NO. 2 OF 2		
		SIZE A3 THIS DRAWING CONTAINS INFORMATION THAT IS PROPRIETARY TO MOLEX INCORPORATED AND SHOULD NOT BE USED WITHOUT WRITTEN PERMISSION								

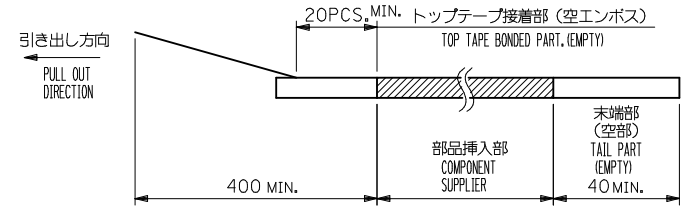
引き出し方向
PULL OUT



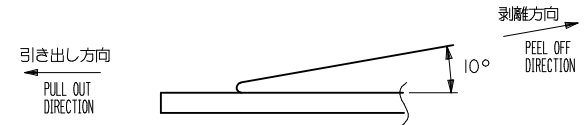
DETAIL "F"

注記 NOTES

- 製品詳細寸法については、図面SD-54809-036を参照下さい。
RE DETAILED DIMENSION, SEE SD-54809-036.
- 梱包数量：2500個/リール
NUMBER OF CONNECTORS : 2500PCS/REEL
- リードテープ長さ LEAD TAPE LENGTH

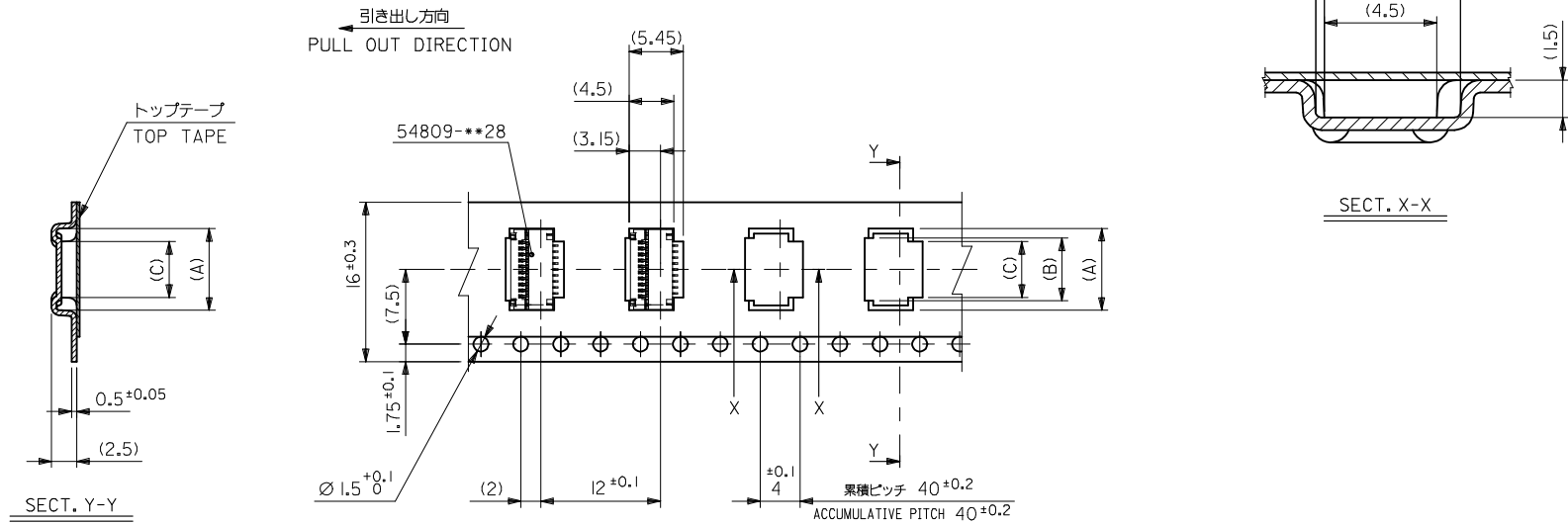


- トップテープの剥離強度：0.1 ~ 1.3N (10 ~ 130gf)
(剥離方向は下図参照)
尚、本規格値は出荷時に適用。(但し、輸送時に剥離が発生しないこと。)
PEELING OFF FORCE OF TOP TAPE : 0.1 ~ 1.3N (10 ~ 130gf)
(PEELING DIRECTION AS SHOWN IN FOLLOWING FIG.)
THIS REQUIREMENT SHOULD BE APPLIED AT SHIPMENT.
PEEL OFF SHOULD NOT BE ALLOWED, DURING TRANSPORTATION.



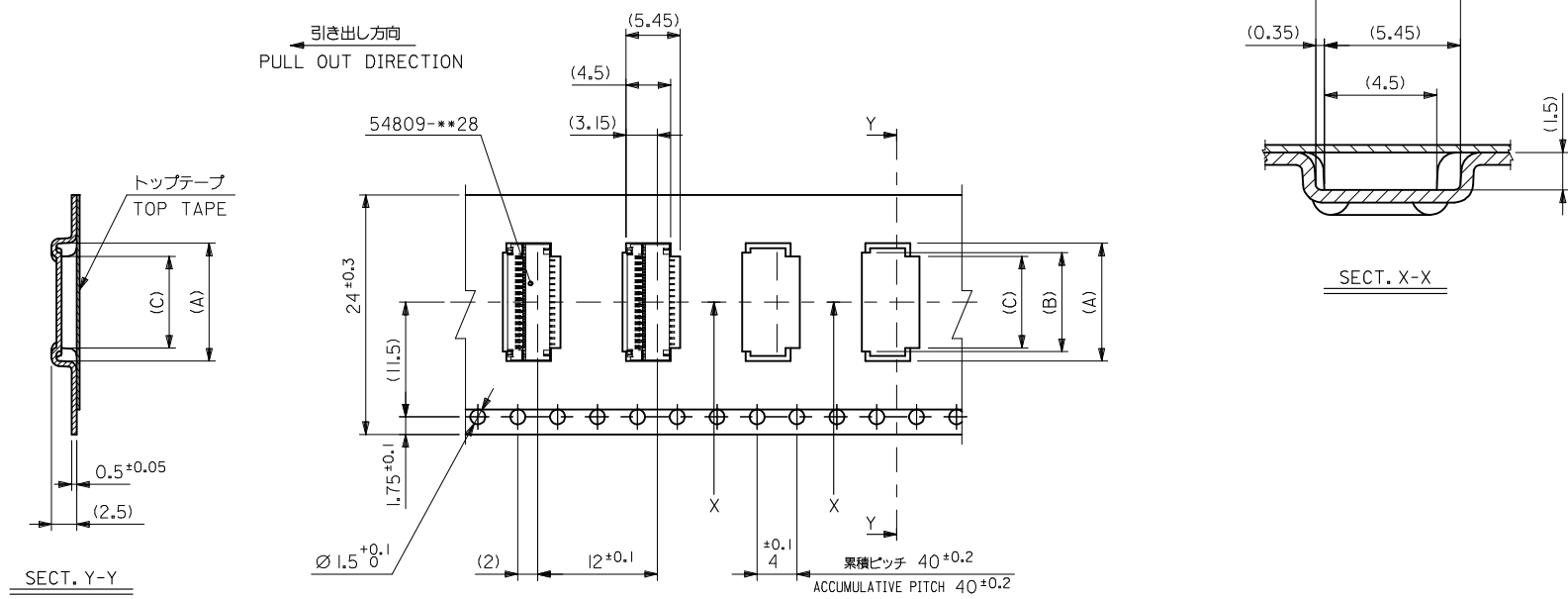
- 材料 (MATERIAL)
キャリアテープ (CARRIER TAPE) : ポリプロピレン (POLYPROPYLENE)
トップテープ (TOP TAPE) : PET, PE, PEF
リール (REEL) : ポリスチレン (PS) <リサイクル材を含む>
POLYSTYRENE(PS) <RECYCLE MATERIAL CONTAINED>
- 本製品は54809-***91の鉛フリー品である。
THIS PRODUCT IS LEAD FREE OF 54809-***91

REVISED EC NO: J2014-1477 DRWN:AYOSHI I 01 2014/03/31 CHKD:YKOBAYASHI 02 2014/03/31 APPR:YNOGAWA 2014/04/17	GENERAL TOLERANCES (UNLESS SPECIFIED)		DIMENSION STYLE MM ONLY		SCALE ---	54809-***98	MODEL NO.
	10 UNDER	± ---	DRAWN BY M. NABE I	DATE '03/12/22	TITLE	EMBSTP PKG FOR 0.3 FPC CONN E/O -LEAD FREE-	
	10 OVER 30 UNDER	± ---	CHECKED BY K. TOJO	DATE '03/12/22		molex	
	30 OVER	± ---	APPROVED BY M. SASAO	DATE '03/12/22		DOCUMENT NO. SD-54809-037	SHEET NO. 1 OF 4
	ANGULAR ± --- °	MATERIAL NO. SEE TABLE		THIS DRAWING CONTAINS INFORMATION THAT IS PROPRIETARY TO MOLEX INCORPORATED AND SHOULD NOT BE USED WITHOUT WRITTEN PERMISSION			
	DRAFT WHERE APPLICABLE MUST REMAIN WITHIN DIMENSIONS						



16mm幅キャリアテープ
16mm WIDTH CARRIER TAPE

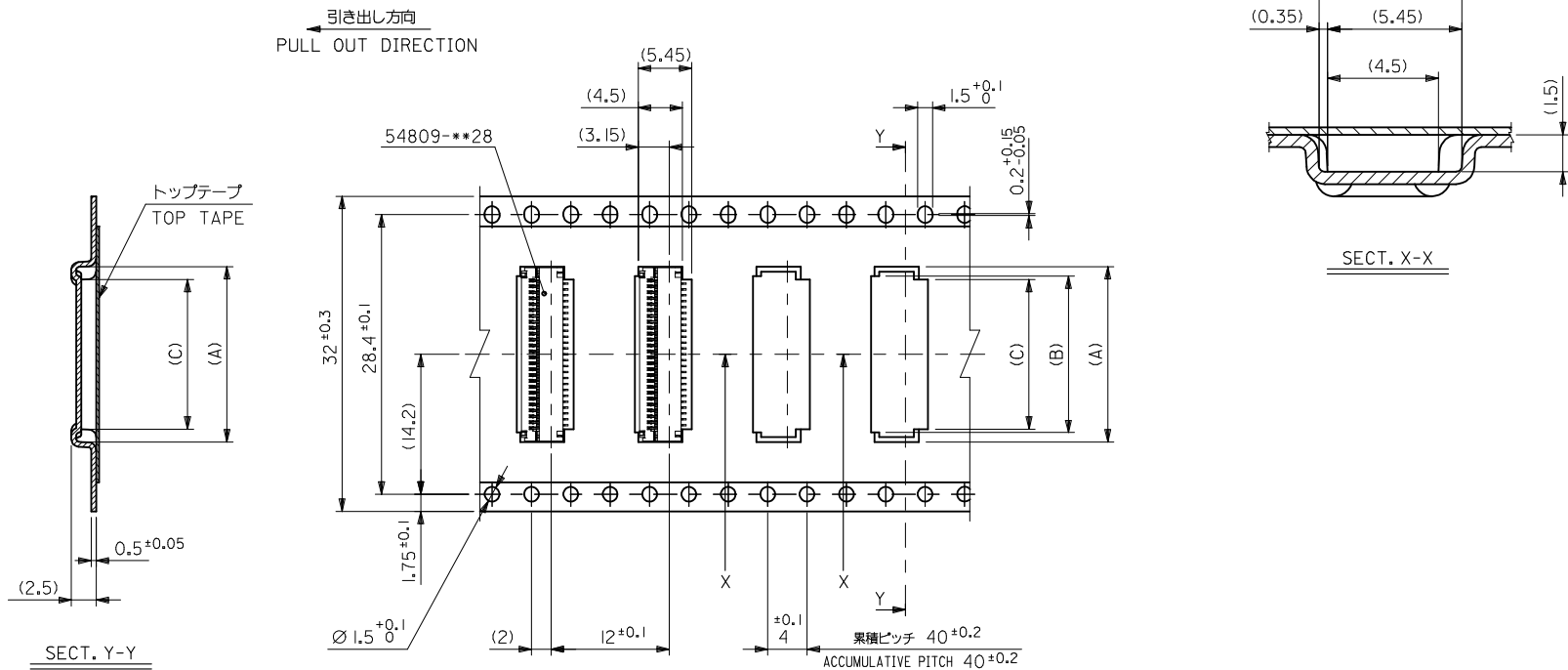
REVISED EC NO: J2014-1477 DRWN:AYOSHI 2014/03/31 CHKD:YKOBAYASHI 2014/03/31 APPR:YNOGAWA 2014/04/17	DESCRIPTION	GENERAL TOLERANCES (UNLESS SPECIFIED)		DIMENSION STYLE MM ONLY		SCALE ---	54809-***98	MODEL NO.
		10 UNDER	±---	DRAWN BY M. NABEI	DATE '03/12/22	TITLE	DESIGN UNITS METRIC	THIRD ANGLE PROJECTION
		10 OVER 30 UNDER	±---	CHECKED BY K. TOJO	DATE '03/12/22	EMBSTP PKG FOR 0.3 FPC CONN E/O -LEAD FREE- molex	DOCUMENT NO. SD-54809-037	SHEET NO. 2 OF 4
		30 OVER	±---	APPROVED BY M. SASAO	DATE '03/12/22			
C	REV	ANGULAR ±---° DRAFT WHERE APPLICABLE MUST REMAIN WITHIN DIMENSIONS	MATERIAL NO. SEE TABLE	THIS DRAWING CONTAINS INFORMATION THAT IS PROPRIETARY TO MOLEX INCORPORATED AND SHOULD NOT BE USED WITHOUT WRITTEN PERMISSION				



24mm幅キャリアテープ
24mm WIDTH CARRIER TAPE

24	29.4	25.4	11.6	12.3	14.2	54809-3998	39
キャリアテープ幅 CARRIER TAPE WIDTH	E	D	C	B	A	54809-3198	31
						MATERIAL NO.	極数 CKT.

REVISED EC NO: J2014-1477 DRWN: YOSHII 2014/03/31 CHKD: YKOBAYASHI 2014/03/31 APPR: YNOGAWA 2014/04/17	GENERAL TOLERANCES (UNLESS SPECIFIED)		DIMENSION STYLE MM ONLY		SCALE ---	DESIGN UNITS METRIC		MODEL NO. 54809-***98		THIRD ANGLE PROJECTION	
	10 UNDER	± ---	DRAWN BY M. NABEI	DATE '03/12/22	TITLE EMBSTP PKG FOR 0.3 FPC CONN E/O -LEAD FREE-						
	10 OVER 30 UNDER	± ---	CHECKED BY K. TOJO	DATE '03/12/22							
	30 OVER	± ---	APPROVED BY M. SASAO	DATE '03/12/22							
ANGULAR ± --- °		MATERIAL NO.		DOCUMENT NO.		SHEET NO.					
DRAFT WHERE APPLICABLE MUST REMAIN WITHIN DIMENSIONS		SEE TABLE		SD-54809-037		3 OF 4					
		SIZE A3		THIS DRAWING CONTAINS INFORMATION THAT IS PROPRIETARY TO MOLEX INCORPORATED AND SHOULD NOT BE USED WITHOUT WRITTEN PERMISSION							



32mm幅キャリアテープ
32mm WIDTH CARRIER TAPE

REVISED EC NO: J2014-1477 DRWN: AYOSHI 2014/03/31 CHKD: YKOBAYASHI 2014/03/31 APPR: YNOGAWA 2014/04/17	GENERAL TOLERANCES (UNLESS SPECIFIED)		DIMENSION STYLE MM ONLY		SCALE ---	54809-***98	MODEL NO.
	10 UNDER	± ---	DRAWN BY M. NABEI	DATE '03/12/22	TITLE	THIRD ANGLE PROJECTION	
	10 OVER 30 UNDER	± ---	CHECKED BY K. TOJO	DATE '03/12/22	EMBSTP PKG FOR 0.3 FPC CONN E/O -LEAD FREE-		
	30 OVER	± ---	APPROVED BY M. SASAO	DATE '03/12/22	molex		
	ANGULAR ± --- °	MATERIAL NO. SEE TABLE		DOCUMENT NO. SD-54809-037		SHEET NO. 4 OF 4	
	DRAFT WHERE APPLICABLE MUST REMAIN WITHIN DIMENSIONS	THIS DRAWING CONTAINS INFORMATION THAT IS PROPRIETARY TO MOLEX INCORPORATED AND SHOULD NOT BE USED WITHOUT WRITTEN PERMISSION					