



Chipsmall Limited consists of a professional team with an average of over 10 year of expertise in the distribution of electronic components. Based in Hongkong, we have already established firm and mutual-benefit business relationships with customers from,Europe,America and south Asia,supplying obsolete and hard-to-find components to meet their specific needs.

With the principle of “Quality Parts,Customers Priority,Honest Operation,and Considerate Service”,our business mainly focus on the distribution of electronic components. Line cards we deal with include Microchip,ALPS,ROHM,Xilinx,Pulse,ON,Everlight and Freescale. Main products comprise IC,Modules,Potentiometer,IC Socket,Relay,Connector.Our parts cover such applications as commercial,industrial, and automotives areas.

We are looking forward to setting up business relationship with you and hope to provide you with the best service and solution. Let us make a better world for our industry!



Contact us

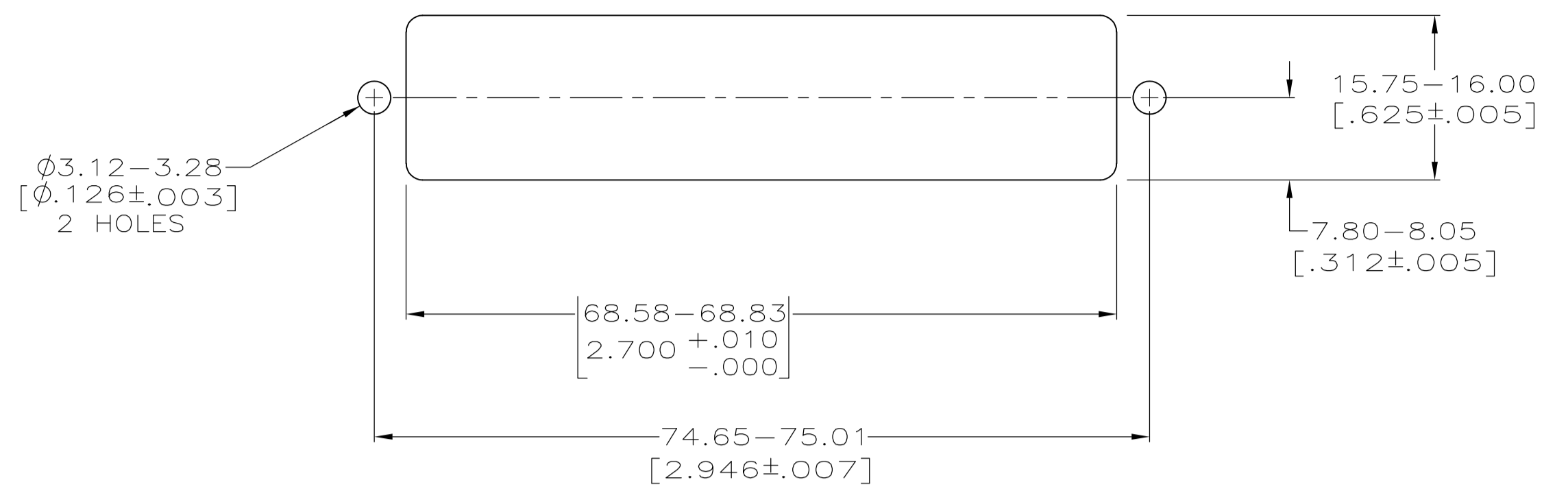
Tel: +86-755-8981 8866 Fax: +86-755-8427 6832

Email & Skype: info@chipsmall.com Web: www.chipsmall.com

Address: A1208, Overseas Decoration Building, #122 Zhenhua RD., Futian, Shenzhen, China

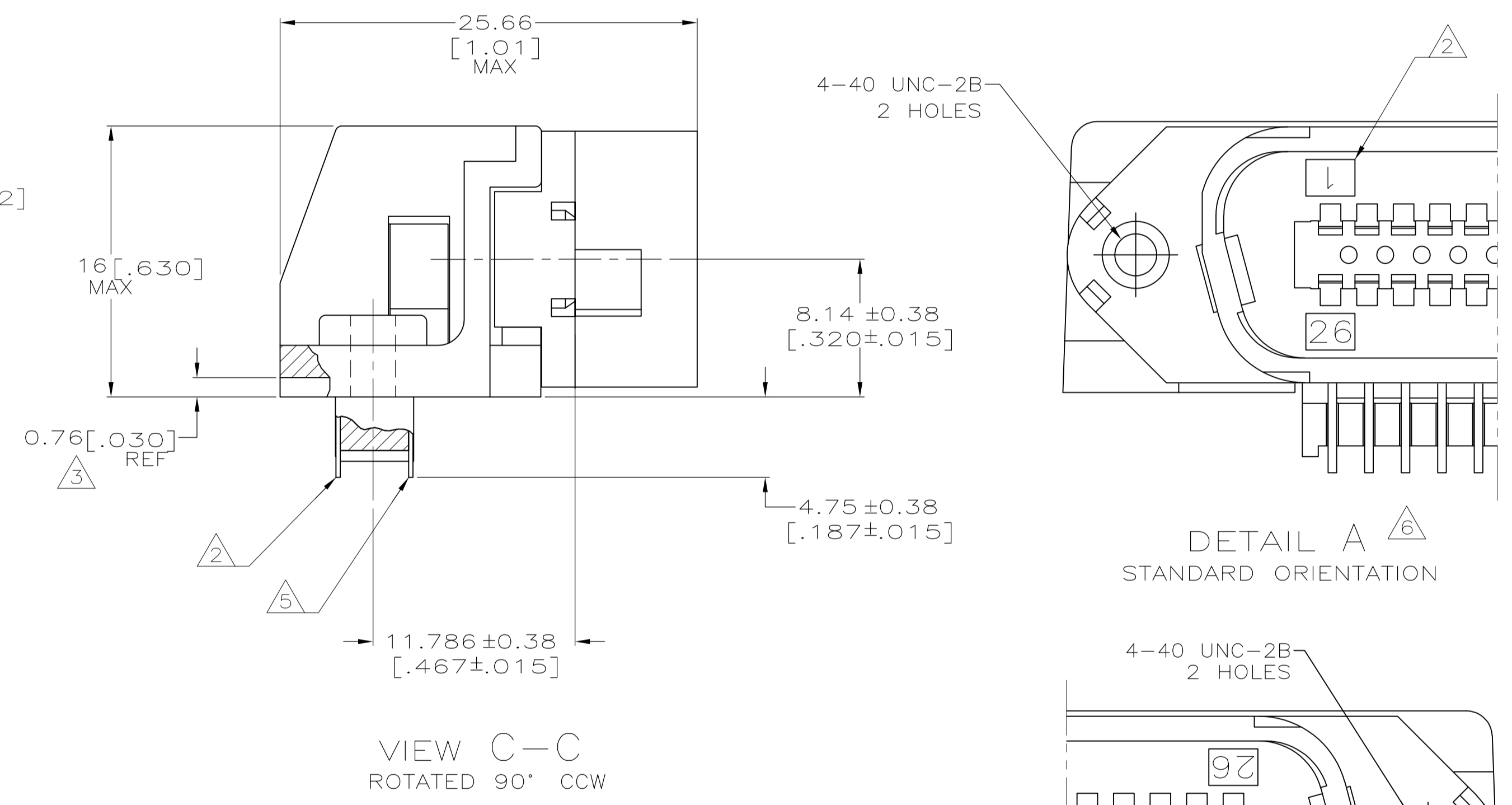
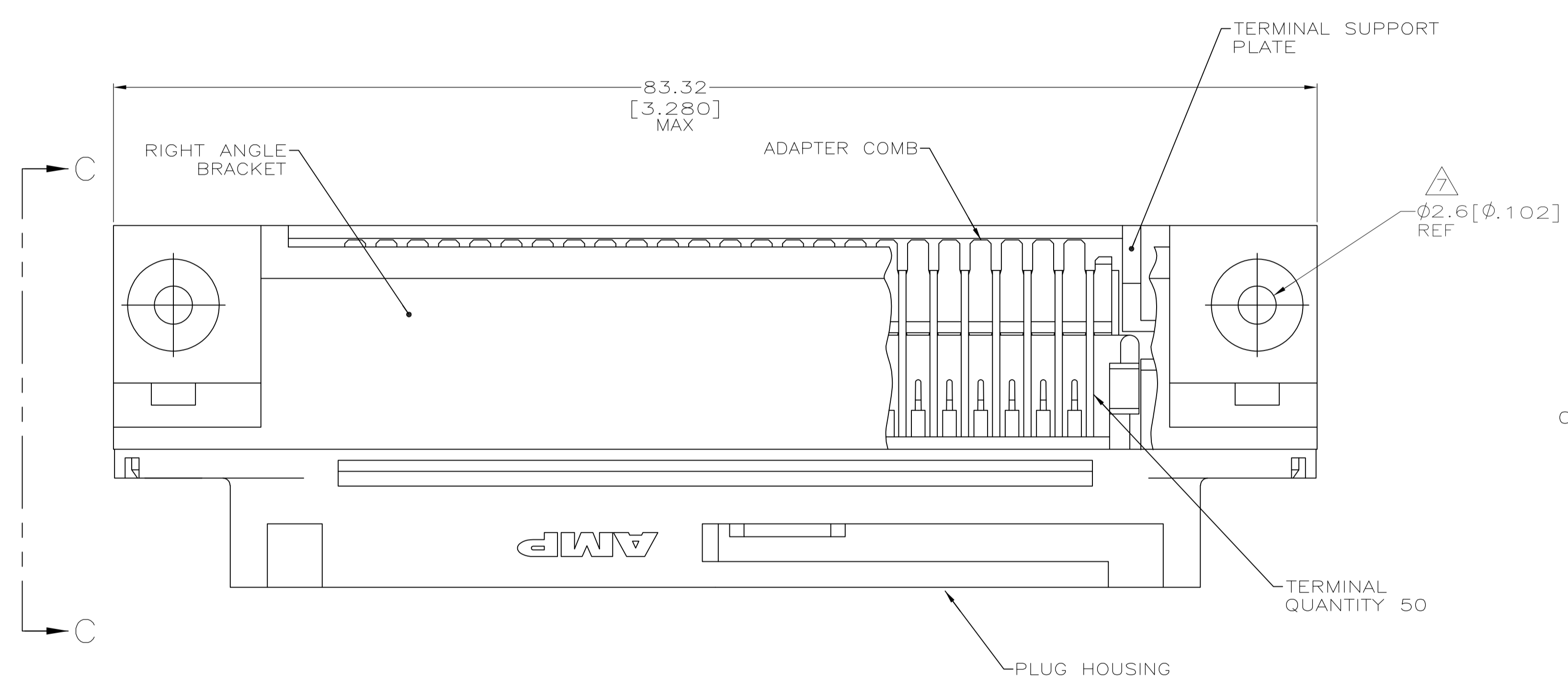


LOC		DIST		REVISIONS			
GP	00	P	LTR	DESCRIPTION	DATE	DMN	APVD
Z1				REVISED PER ECO-12-014369	11FEB2013	BM	PR



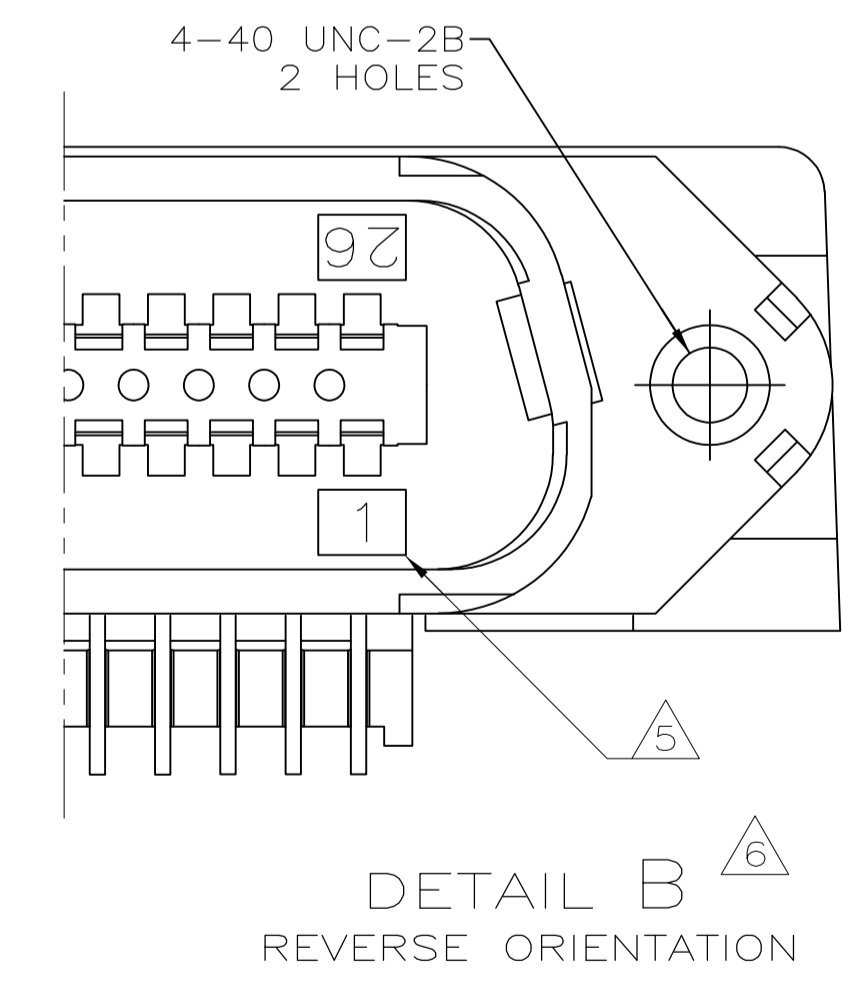
SUGGESTED REAR PANEL MOUNTING CUTOUT DIMENSIONS SCALE 2:1

- 1 MATERIAL:
HOUSING, BRACKET, PLATE & COMB - THERMOPLASTIC, BLACK, 94V-0 RATED.
TERMINALS - HIGH STRENGTH COPPER ALLOY PLATED WITH EITHER 0.76μm[.000030] MIN GOLD PLATE OR GOLD FLASH OVER PALLADIUM NICKEL PLATE 0.76μm[.000030] MIN TOTAL ON MATING SURFACE. 3.05μm[.000120] MIN TIN-LEAD PLATE ON TAILS. ALL OVER 1.27μm[.000050] MIN NICKEL UNDERPLATE OVER ENTIRE TERMINAL.
- 2 TERMINAL 1 IS LOCATED IN THIS ROW FOR STANDARD ORIENTATION, 552726-1 ONLY.
- 3 TERMINAL SUPPORT PLATE CLEARANCE FOR TERMINAL STRAIN RELIEF AND FLUX REMOVAL.
- 4 MAXIMUM PANEL THICKNESS: 1.57 [.062].
- 5 TERMINAL 1 IS LOCATED IN THIS ROW FOR REVERSE ORIENTATION, 552726-3 ONLY.
- 6 DETAILS "A" AND "B" ARE VIEWED FROM MATING SIDE OF RECEPTACLE ASSEMBLY.
- 7 FOR USE WITH A NO.4 BT TYPE SELF-TAPPING SCREW.

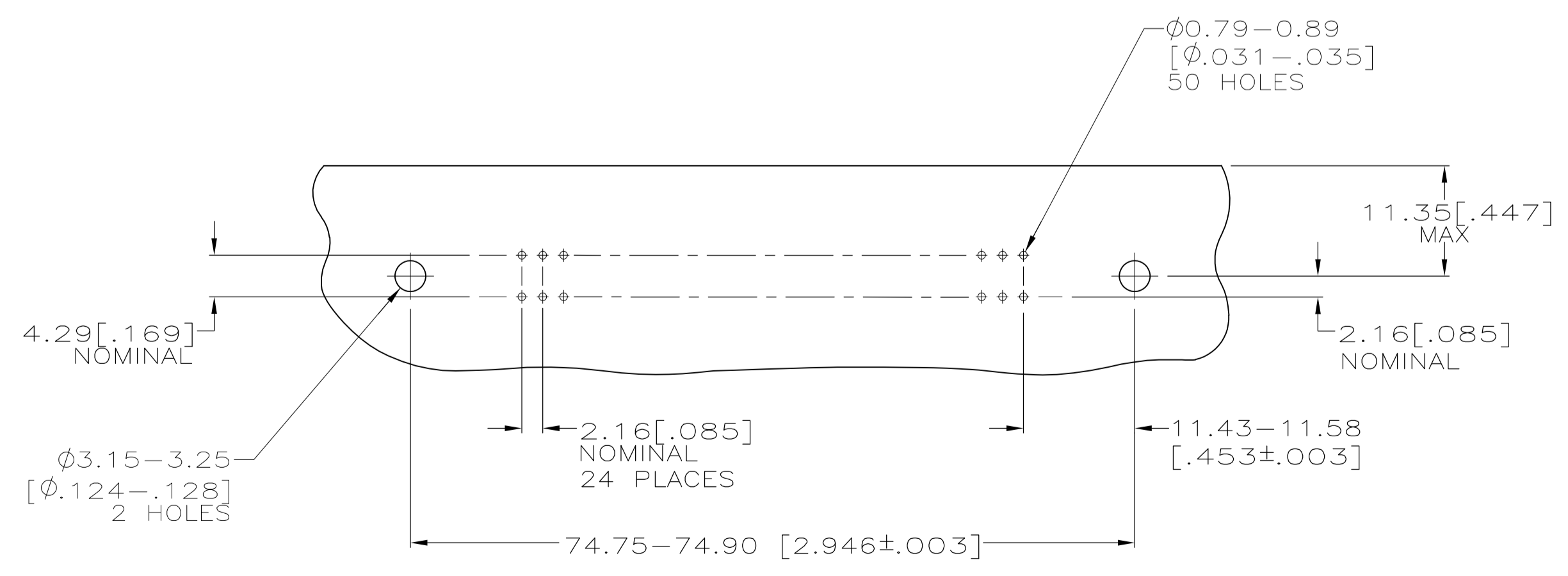


VIEW C-C ROTATED 90° CCW

DETAIL A STANDARD ORIENTATION



DETAIL B REVERSE ORIENTATION



SUGGESTED PRINTED CIRCUIT BOARD MOUNTING DIMENSIONS SCALE 2:1

SUPERSEDED BY 5552726-3	SELF-TAPPING	SEE DETAIL B	552726-3
	SELF-TAPPING	SEE DETAIL A	552726-1
	TYPE OF MOUNTING	DESCRIPTION	PART NUMBER

THIS DRAWING IS A CONTROLLED DOCUMENT.		DL DRUMMOND 18 AUG 97	Tyco Electronics Corporation Harrisburg, PA 17105-3608	
DIMENSIONS: mm [INCHES]		DL DRUMMOND 25 AUG 97	NAME: R. FLAHERTY	
TOLERANCES UNLESS OTHERWISE SPECIFIED:		APVD	PRODUCT SPEC	
0 PLC	± -	25 AUG 97	APPLICATION SPEC	
1 PLC	± -		SIZE	
2 PLC	± -		CAGE CODE	
3 PLC	± 0.13[.005]		DRAWING NO	
4 PLC	± -		RESTRICTED TO	
ANGLES	± -		WEIGHT	
MATERIAL	FINISH		A1 00779 552726	
			CUSTOMER DRAWING	
			SCALE 4:1 SHEET 1 OF 1 REV Z1	